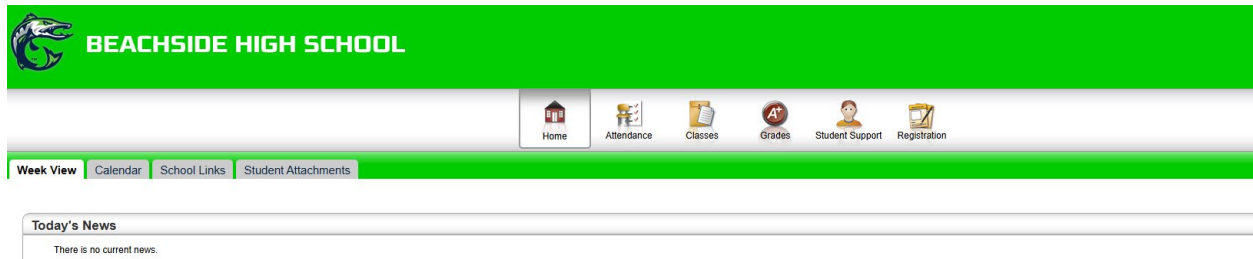
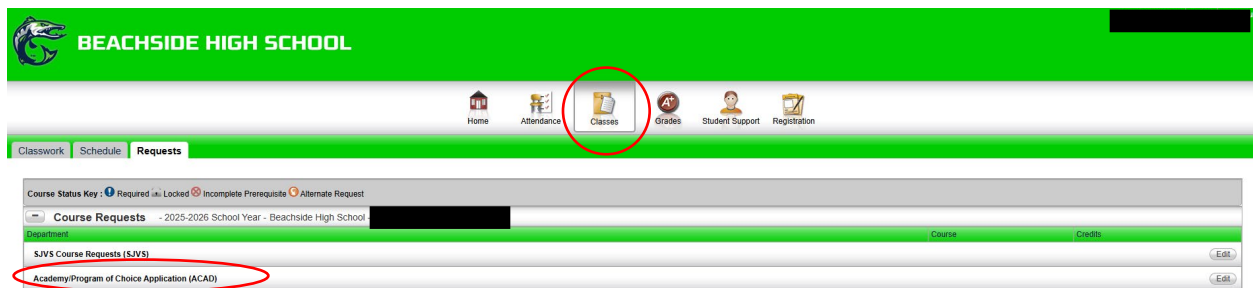


Academies: How to Apply in HAC

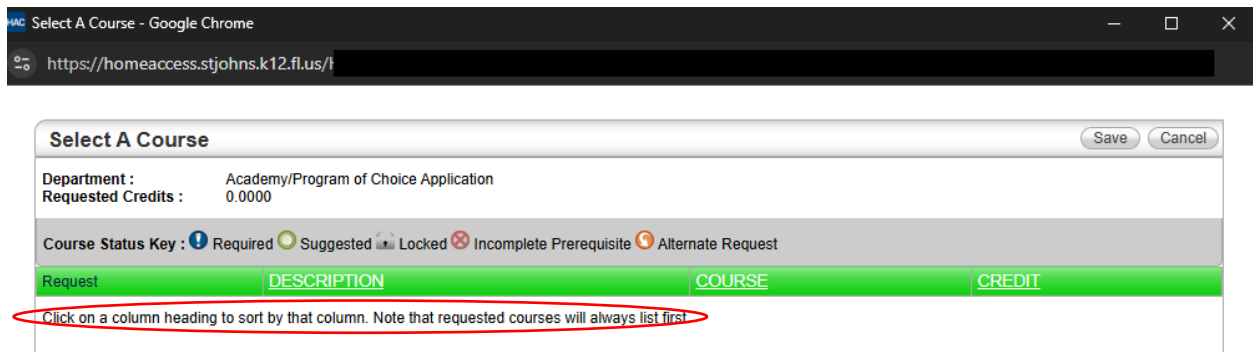
Step 1: Please be sure you are signed in to your STUDENT HAC account. This will not work in the parent account.



Step 2: Please select the “Classes” Tab. Then select the “Academy/Program of Choice Application”



Step 3: Please select the Academies/Programs of Interest and choices as they should appear. Please be sure to rank your Academy choices as higher than AICE as the academies fill up. AICE can appear as choice #3 and you will still be accepted if you meet the requirements of our program. If you are not zoned for BHS and are zoned for PMHS, SAHS, or Nease HS, please DO NOT list BHS AICE on your application. Email us at bhsaice@stjohns.k12.fl.us with your interest.



Step 4: There is no “save” button. You simply log out and your choices have been saved.

Please email us at bhsaice@stjohns.k12.fl.us with any questions or concerns.