



POST-SECONDARY ADMISSIONS PROCESS

BHS School Counseling

When to apply?



- **Scholarships**

- There are scholarships you can apply for NOW and you should continue looking for scholarships throughout college

- **College/University/Vocational School**

- By October 31 of senior year
- Firm deadline vs. Rolling admissions (larger window, decision within a few weeks)
- Even if the deadline is in May or the college is on a 'rolling admission', we suggest applying by Oct 31 for access to scholarships, housing, etc.
- Can start as early as summer between 11/12 grade year – UNF 'Apply in July'
- You are applying with the cumulative GPA from the end of junior year, ACT and SAT test scores obtained by August of senior year, and strength of your senior schedule.

What do you need before you start the application process?

- Look at the websites of all the colleges you are applying to and make a list of the following:
 - Parent information: occupation, income, level of education - 'First Generation' for opportunities and scholarship money
 - Application deadlines
 - Admission essay requirement and topic
 - Letter of recommendation requirement
- Current academic history (you can view this in HAC on the transcript tab)
- Ordering transcripts – via Naviance
- ACT, SAT and/or PERT score reports (send score reports directly from your ACT or SAT account)
- List of extracurricular activities (inside and outside of school)
- Information about you and your parent(s)/guardian(s)
 - Social Security Number
 - Parents level of education, occupation, income

College Application Fees



- Colleges charge a fee to apply! Application fees vary but could be between \$35-\$50, depending on college
- SJRSC and FSCJ come to BHS on certain days and will allow you to apply for FREE! So, pay attention to those dates!
- There is never a fee associated with scholarships
- SAT, ACT, or NACAC college application fee waivers can be used to waive college application fees
 - If you took the ACT or SAT with a fee waiver, see your counselor about obtaining college application fee waivers.
- If using fee waivers (free and reduced lunch), contact each college to determine how they would like the fee waivers submitted. Every college has a different process.

ACT and SAT Score Reports

The only way a college will see your ACT/SAT score is if you **SEND** your scores to them! Do this for free when you register for your test, or pay a fee afterwards.

ACT

- www.actstudent.org
- Log in and send your scores to the college(s) of your choice
- If you didn't send scores when you registered for the test, then this will cost money

SAT

- www.collegeboard.org
- Log in and send your scores to the college(s) of your choice
- If you didn't send scores when you registered for the test, then this will cost money

High School Transcript

- Official record of academic performance and testing history
 - Different than a credit detail report that a counselor can print for you
- Request transcript via **Naviance**
- Check with the college or scholarship organization to determine how they want to receive the transcript
 - Electronically
 - US Mail
- Transcripts **MUST** be kept in sealed envelope, otherwise they are invalid

Letter of Recommendation

- Everyone will have to provide a transcript, but not necessarily a letter of recommendation
- Check to see if letter of recommendation is **required**
- Who should you ask to write a letter? Ask an adult in your life, who is not related to you, who knows you really well and would say really nice things about you!
- Give them a resume or brag sheet of your achievements to help them
- **Ask well in advance** of the deadline – bare minimum 2 weeks
- Give instructions to writer about how to submit the letter of recommendation
 - Directly to you?
 - Uploaded electronically?
 - Sent directly to college or scholarship organization?
- Send a thank you note!

Applications

- Two ways to apply to colleges:
 - Most colleges have their own online application
 - Common App/Naviance
- Submit the application and all other requirements **before** the deadline – these deadlines are firm!
- It would be helpful to have your parent/guardian close by while filling out applications
- Have your academic history, extra curricular activities, essays and ACT/SAT score reports with you while filling out the application
- Organize yourself – put all of the information you need in one notebook/folder so that you'll have it handy
- Break down the application process in small chunks – you don't have to do it all in one day!

Get Organized !

Keep a folder/file/binder with everything that is needed to apply for multiple scholarships and colleges.

- Application deadlines
- ACT/SAT/ scores
- High school transcript (request from Parchment)
- Letters of recommendation (because you may be able to use one for multiple applications)
- Resume of activities, community service, and leadership roles
- Essays (because you may be able to use one essay for multiple applications)
- Parents level of education, occupation, income

Get an **appropriate** e-mail address


- JohnSmith01@gmail.com (YES)
- BigDaddy01@gmail.com (NO)




- Naviance is a college and career program purchased for you by the school district.
- Through Naviance, you can explore postsecondary education options and identify YOUR best matches that meet your search criteria and preferences!
- The link to Naviance is on your Student Links page.




**Naviance logo on school
Student Links page –
bottom right corner!**


Home 

Welcome to Naviance Student.


 **Please choose your user type.**
This allows Naviance to help you log in the way your school and district prefers.



Student



Parent or
Guardian



Alumni

[I'm new and need to register!](#)

 Back

Welcome Student!



Login to Naviance


CONTINUE WITH SINGLE SIGN ON

OR

Email

For example navigator@naviance.com

**Do not
complete
this part!**





NAVIANCE

BY POWERSCHOOL

Log in with Naviance ID

Please use your email and password to access Naviance.



[Don't remember your password?](#)

LOG IN >

By logging in you agree to our [Terms of Use](#).



[Resend Verification Email](#)

Welcome, Demo Page!

Search for Colleges ▼



Enter college name

SEARCH



English



Go

No Welcome Message is available at this time.

Read more

My Favorites



COLLEGES

I'm thinking about



COLLEGES

I'm applying to



CAREERS AND CLUSTERS



Show Me How

Welcome, Demo Harde

Search for Colleges

🏠 College Home

Find Your fit

SuperMatch College Search

College Match

College Events

Advanced College Search

College Lookup

Research Colleges

♥ Colleges I'm Thinking About

College Visits

College Compare

College Resources

Acceptance History

Enrichment Programs

College Maps

Apply to College

Colleges I'm Applying to

Manage Transcripts

Letters of Recommendation

Test Scores

Scholarships & Money

College-Specific Scholarships

National Scholarship Search


Scholarship Search

♥ Favorite Scholarships

SEARCH

No Welcome Message is available at this time.

Read more



COLLEGES

I'm thinking about



COLLEGES

I'm applying to

SuperMatch College

About SuperMatch ?

Choose Fit Criteria

Comprehensive List of Criteria
 Search schools by location, cost, size, and more to find your best fit, but not all fields are required

1/6 **NEXT**

- Student Life
- Diversity
- Institution Characteristics
- Cost
- Athletics
- Resources

Saved Searches Choose one

Save Search Start Over

Your Fit Criteria

0 selected criteria

Select Criteria To Start

To refine your results, use the arrows to move your criteria in "Must Have" and "Nice to Have" boxes.

Must Have

A *Must Have* is anything you absolutely need to be happy and successful.

Nice to Have

A *Nice to Have* is anything that's important to you, but isn't an absolute must have.

No Results

Fit Score Academic Match Pick what to show Pick what to show Pick what to show

SELECT CRITERIA TO START

Search by College Name

0 PINNED 0 THINKING ABOUT 0 APPLYING TO MORE

Show Me How

SuperMatch College Search

About SuperMatch ?

☰ Choose Fit Criteria

- Location
- Academics
- Admission
- Student Life
- Diversity
- Institution Characteristics
- Cost
- Athletics
- Resources

Your Fit Criteria

0 selected criteria

Select Criteria To Start

To refine your results, use the arrows to move your criteria into the "Must Have" and "Nice to Have" boxes.

No Results Yet

Fit Score ⓘ

Academics

✕ Close

<

>

Diversity

DIVERSITY ⓘ

- Overall Diversity ⓘ
- Specific Representation

At least Select % ▼ are minority students

- Historically Black Institutions ⓘ
- Hispanic Serving Institutions ⓘ
- Tribal Colleges and Universities ⓘ
- LGBTQ + Inclusive ⓘ

RELIGIOUS AFFILIATION

🔍 Start Typing... ▼

GENDER CONCENTRATION

- Coed
- Women's College
- Men's College

% MALE VS. FEMALE ⓘ

At least Select % ▼ are Select gender ▼

INTERNATIONAL STUDENTS ⓘ

- High International Population

OUT OF STATE STUDENTS

At least Select % ▼

Must Haves Choose one ▼

Save Search

Start Over

Nice to Have

Nice to Have is anything that is important to you, but not an absolute must have.

Pick what to show ▼

SuperMatch College Search

About SuperMatch ?

- Choose Fit Criteria
- Location
- Academics
- Admission
- Student Life
- Diversity
- Institution Characteristics**
- Cost
- Athletics
- Resources

Your Fit Criteria

0 selected criteria

Select Criteria To Start

To refine your results, use the arrows to move your criteria into the "Must Have" and "Nice to Have" boxes.

No Results Yet

Fit Score Academic Match

Close

College Type (Public vs Private)
Public colleges and universities are funded in part by the states where they are located and thus offer a lower tuition rate for students who are residents of the same state. Private institutions typically do not determine tuition rates based on residency and therefore do not have an in-state/out-of-state cost difference. However, private institutions may offer more in scholarships than public institutions.

INSTITUTION TYPE

- 2-year or less (Community and Vocational/Technical)
- 4-year

Public

Private

Show only non-profit

STUDENT SUCCESS

- High Graduation Rate
- High Retention Rate
- High Job Placement Rate

AVERAGE CLASS SIZE

Less than Select students

Undergraduate students only

- Very large (Over 20,000 students)
- Large (13,001 to 20,000 students)
- Mid-Size (7,001 to 13,000 students)
- Medium (4,001 to 7,000 students)
- Small (2,001 to 4,000 students)
- Very Small (2,000 or fewer students)

HOUSING

- On-Campus Housing

Save Search Start Over

Search by College Name

Your Fit Criteria

Saved Searches [Choose one](#) ▼

Save
Search

Start Over

5 selected criteria

To refine your results, use the arrows to move your criteria into the "Must Have" and "Nice to Have" boxes.

Must Have

Location [1] → Major [Any] → Institution Type →

Nice to Have

Campus Surroundings [2] ← Gender Concentration [1] ←

SuperMatch College Search

- Choose Fit Criteria
- Location
- Academics
- Admission
- Student Life
- Diversity
- Institution Characteristics

Your Fit Criteria

5 selected criteria
To refine your results, use the arrows to move your criteria into the "Must Have" and "Nice to Have" boxes.

Must Have

- Location [1]
- Major [Any]
- Institution Type

Your Results

Your results include **22 institutions** that are both an **academic match** and also match all the criteria selected above.

College	Fit Score	Academic Match	Highlights												
Florida Polytechnic University Lakeland, FL, Small City 4 year, Public PIN TO COMPARE FAVORITE	 Why?	<table border="1"> <thead> <tr> <th></th> <th>Average</th> <th>You</th> </tr> </thead> <tbody> <tr> <td>GPA</td> <td>3.9</td> <td>N/A</td> </tr> <tr> <td>SAT</td> <td>1287</td> <td>N/A</td> </tr> <tr> <td>ACT</td> <td>29</td> <td>N/A</td> </tr> </tbody> </table> <p><small>To determine if you're an</small></p>		Average	You	GPA	3.9	N/A	SAT	1287	N/A	ACT	29	N/A	Photos/Videos Virtual Tour
	Average	You													
GPA	3.9	N/A													
SAT	1287	N/A													
ACT	29	N/A													

Close

Fit Score Breakdown

Your Fit Score: **100%**



Florida Polytechnic University
Lakeland, FL
4 year, Public

PIN TO COMPARE
FAVORITE

Your Fit Criteria

Legend

- Match
- Close Match
- Data Unknown
- Doesn't Match

Must Have

3 out of 3 Must Have criteria are a match

- Location [1]
Located in Florida
- Institution Type
4 year
- Major [Any]

Nice to Have

2 out of 2 Nice to Have criteria are a match

- Campus Surroundings [2]
Small City
- Gender Concentration [1]
Coed



Your Results

Your results include **8 institutions** that are both an **academic match** and also match all the criteria selected above.

	Fit Score ⁱ	Academic Match ⁱ	Admission Info ^v	Cost ^v	Pick what to show ^v												
<p>Eastern New Mexico University-Main Campus Portales, NM, Small City 4 year, Public</p> <p>PIN TO COMPARE</p> <p>FAVORITE</p>	<p>100%</p> <p>Why?</p>	<table border="1"><thead><tr><th></th><th>Average</th><th>You</th></tr></thead><tbody><tr><td>GPA</td><td>3</td><td>N/A</td></tr><tr><td>SAT</td><td>911</td><td>N/A</td></tr><tr><td>ACT</td><td>19.5</td><td>N/A</td></tr></tbody></table> <p><i>To determine if you're an academic match for this institution, enter your GPA and/or standardized test scores.</i></p>		Average	You	GPA	3	N/A	SAT	911	N/A	ACT	19.5	N/A	<p>Acceptance Rate 60%</p>	<p>Pick what to show</p> <ul style="list-style-type: none">Admission InfoAthleticsDiversityCostHighlightsInstitution CharacteristicsStudent Life <p>Room & Board \$10,210</p>	<p>Customize what you see here—Choose a category above</p>
	Average	You															
GPA	3	N/A															
SAT	911	N/A															
ACT	19.5	N/A															
<p>Colorado State University-Pueblo Pueblo, CO, Small City 4 year, Public</p> <p>PIN TO COMPARE</p>	<p>100%</p> <p>Why?</p>	<table border="1"><thead><tr><th></th><th>Average</th><th>You</th></tr></thead><tbody><tr><td>GPA</td><td>3.1</td><td>N/A</td></tr><tr><td>SAT</td><td>965</td><td>N/A</td></tr><tr><td>ACT</td><td>21</td><td>N/A</td></tr></tbody></table>		Average	You	GPA	3.1	N/A	SAT	965	N/A	ACT	21	N/A	<p>Acceptance Rate 95%</p> <p>App Fee \$25</p>		<p>Customize what you see here—Choose a category above</p>
	Average	You															
GPA	3.1	N/A															
SAT	965	N/A															
ACT	21	N/A															

0 PINNED ^v 0 THINKING ABOUT 0 APPLYING TO MORE [⋮]



Show Me How

Fit Score

Academic Match

Admission Info

Cost

Pick what to show

Northeastern Illinois University

Chicago, IL, Small City

4 year, Public

PINNED

FAVORITE



Why?

	Average	You
GPA	N/A	N/A0
SAT	875	N/A
ACT	18.5	N/A

To determine if you're an academic match for this institution, enter your GPA and/or standardized test scores.

Acceptance Rate 56%

App Fee \$30

Tuition & Fees
 \$11,700 *In State (IL)*
 \$15,915 *Out of State*
 Room & Board \$11,424

Customize what you see here—Choose a category above

Eastern New Mexico University-Main Campus

Portales, NM, Small City

4 year, Public

PINNED

FAVORITE



Why?

	Average	You
GPA	3	N/A0
SAT	911	N/A
ACT	19.5	N/A

To determine if you're an academic match for this institution, enter your GPA and/or standardized test scores.

Acceptance Rate 60%

Tuition & Fees
 \$3,661 *In State (NM)*
 \$9,436 *Out of State*
 Room & Board \$6,958

Customize what you see here—Choose a category above

Saint Edward's University

Austin, TX, Large City

4 year, Private nonprofit, Roman Catholic

PINNED

FAVORITE



Why?

	Average	You
GPA	N/A	N/A0
SAT	1105	N/A
ACT	24.5	N/A

To determine if you're an academic match for this institution, enter your GPA

Acceptance Rate 86%

Accepts Common App

App Fee \$50

Tuition & Fees
 \$42,550
 Room & Board \$12,940

Customize what you see here—Choose a category above



Search by College Name

3

PINNED

0

THINKING ABOUT

0

APPLYING TO

MORE



Show Me How

SUPERMATCH COLLEGE SEARCH
Pinned Schools Compare

An in-depth comparison of your pinned schools

Export

Viewing 1 - 4 of 4

★ PINNED
♡ FAVORITE



Pittsburg State University
www.ptsu.edu

★ PINNED
♡ FAVORITE



Missouri Southern State University
www.mssu.edu

★ PINNED
♡ FAVORITE



University of Houston-Clear Lake
www.uhcl.edu

★ PINNED
♡ FAVORITE



Sam Houston State University
www.sfsu.edu

LOCATION

Location	Kansas	Missouri	Texas	Texas
Region	Central	Central	Central	Central
Campus Surroundings	Small City	Small City	Large City	Town not near a City


ADMISSION INFO

Test Optional	No	No	No	No
Average High School GPA	3.3	3.2	3.4	Unknown
Average ACT	21.5	21	22	21
Math	21	20	Unknown	21
Science	Unknown	Unknown	Unknown	Unknown
English	21	20.5	Unknown	21
Reading	Unknown	Unknown	Unknown	Unknown
Average SAT	Unknown	Unknown	1110	1000
Evidence-Based Reading and Writing	Unknown	Unknown	500	500
Math	Unknown	Unknown	500	500
Percentage Admitted	57%	54%	47%	

500

COMPARE PINNED COLLEGES

CLEAR PINNED LIST



- Upcoming Visits
- Events

 Search by College Name

1 PINNED  

INTERESTED IN YOU **8**

THINKING ABOUT **8**

APPLYING TO **1**

MORE 

