

---

## Overview

---

Naviance Student makes it easier than ever for you to answer the questions that will shape your future: Who am I? What do I want to be? How will I get there? and How will I succeed?

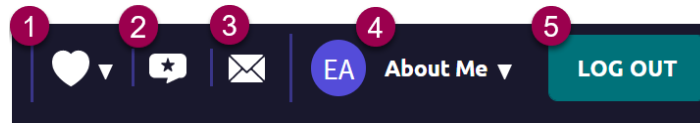
Naviance Student is a mobile-responsive site that employs tools to personalize and simplify the college and career planning process.

### Accessing Naviance Student

Navigate to Naviance Student using your device's internet browser. Beachside HS Naviance Student platform can be accessed through clever single sign on using the following address:

<https://student.naviance.com/beachsidehs>

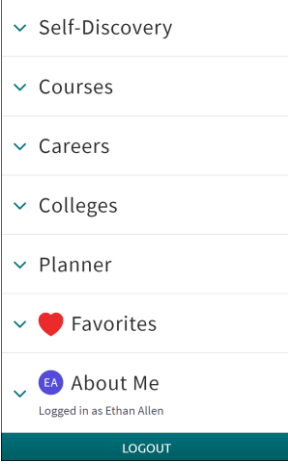

### Static Toolbar



1. **Favorites:** Easily access any list of your favorites.
2. **Leave Feedback:** Want to share some thoughts on Naviance? Use the Leave Feedback icon to take a survey about the Naviance experience.
3. **Email Inbox & Notifications:** Your Naviance account has its own inbox to receive messaging from your school. Use this icon to access the inbox.
4. **About Me:** Use this drop-down to access and edit account information, build and review items such as your resume and journal, and access surveys.
5. **Log Out:** Log out of Naviance Student.

## Menus

The Naviance Student menus are mobile-responsive and will adjust based on the device you are using. Select a menu to see the additional options available.

Mobile	Desktop
 <p>The mobile menu is a vertical list of items, each with a downward arrow icon. From top to bottom: 'Self-Discovery', 'Courses', 'Careers', 'Colleges', 'Planner', 'Favorites' (with a red heart icon), and 'About Me' (with a purple 'EA' icon). Below the 'About Me' item, it says 'Logged in as Ethan Allen'. At the bottom of the menu is a dark teal bar with the word 'LOGOUT' in white capital letters.</p>	 <p>The desktop menu is a horizontal dark blue bar with white text. From left to right: 'Home' (highlighted with a blue background), 'Self-Discovery', 'Courses', 'Careers', 'Colleges', and 'Planner'. Below the bar, the text reads: <i>The menu options you have visible may change based on the sections available at your school.</i></p>

---

## Naviance Student Sections

---

The following menus and sections are available in Naviance Student based on your school's setup. Below are the common menu options followed by overviews of each section's home page and key features.


1. **Home:** Get a quick glance at your account, including a welcome message, important to-dos and tasks, your favorites, and new college visits and other events.
2. **Self-Discovery:** Take assessments to help you learn more about yourself and your potential career interests.
3. **Careers:** Explore and favorite careers of interest, access our Roadtrip Nation videos to learn more about different career and professional pathways.
4. **Colleges:** Search for and discover your best fit college possibilities.
5. **Planner:** Define and manage your goals, to-dos, and tasks that have been assigned to you by your school or district.
6. **About Me:** Access and edit account information, build and review items such as your resume and journal, and access surveys

---

## Show Me How Feature

---

The Show Me How feature can be used to find guided tours that will teach you how to use features in Naviance Student. The feature can be found in the bottom right corner of Naviance Student. When the widget is opened, you can use the categories or search feature to find tours. New tours are often being added.



## Self-Discovery

**NAVIANCE** BY Houghton Mifflin Harcourt

Home **Self-Discovery** Courses Careers Colleges Planner

Self-Discovery

**AchieveWorks Intelligences®**  
Formerly MI Advantage  
LAST UPDATED Apr 3rd 2020

PROGRESS 0%

Intelligence comes in many forms. **AchieveWorks Intelligences®** helps you uncover your different intelligences and how to leverage them.

RETAKE CONTINUE

**AchieveWorks Learning and Productivity®**  
Formerly Learning Styles Inventory  
LAST UPDATED Jun 9th 2020

PROGRESS 0%

Discover your sensory, environmental and mindset preferences to help develop and adjust your study practices.

RETAKE CONTINUE

**AchieveWorks Personality®**  
Formerly Do What You Are

**AchieveWorks Personality®** helps you identify your personality type by asking you to choose scenarios that best represent how you behave in real life.

START ASSESSMENT

**Career Interest Profiler**

The **Career Interest Profiler** captures your interests to help identify your personality traits and suggests careers based on the U.S. Department of Labor's data.

START ASSESSMENT

**Strengths Explorer®**

**Strengths Explorer®** helps you identify your key strengths that you can use as you proceed on your college, career and life readiness journey.

START ASSESSMENT

**Progress Bar:** Quickly see how far along in the assessment you are before continuing.

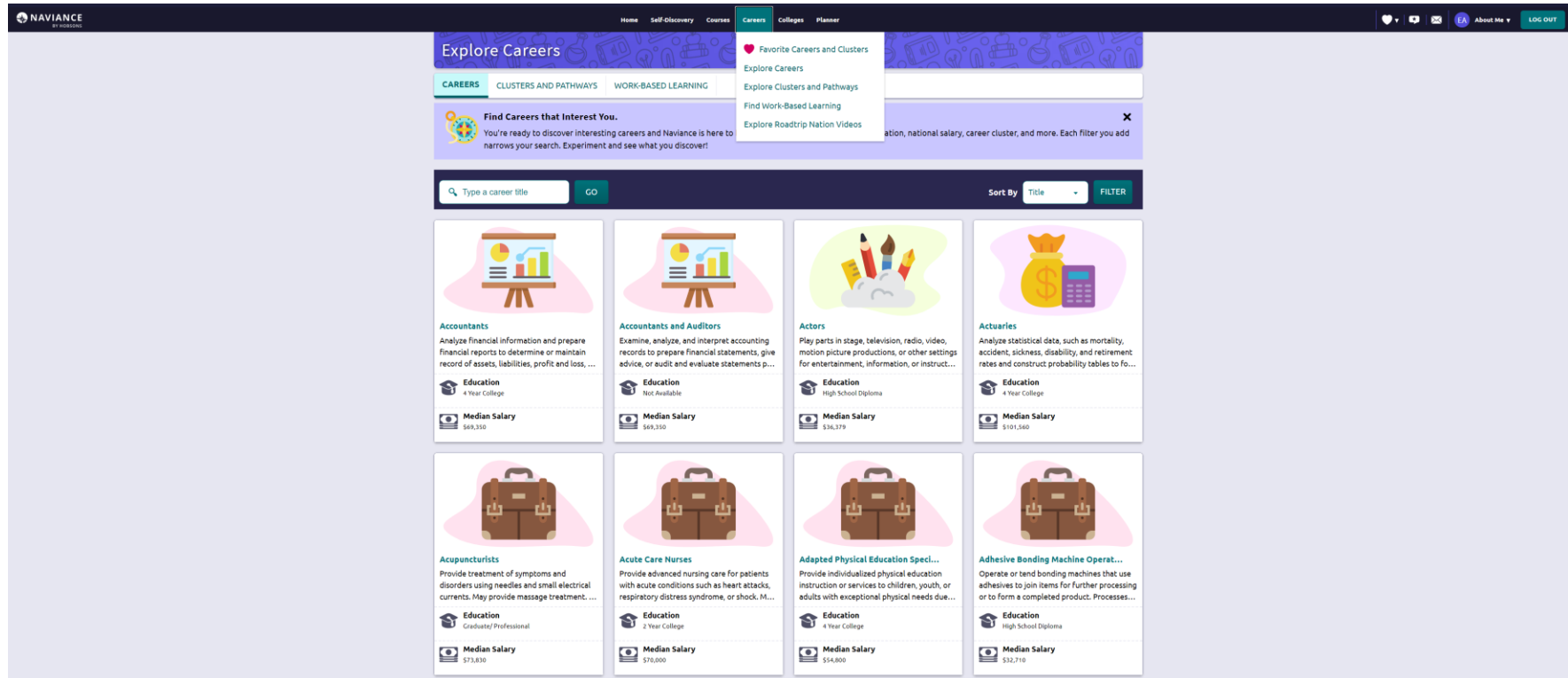
**Retake and Continue:** Use the **Retake** option to retake an assessment that you have started. Use **Continue** to finish an assessment that you have started but not finished.

**Start Assessment:** For any assessments that you have yet to take, use the **Start Assessment** option to begin the assessment. Each assessment has a quick overview of its purpose.

The assessments available in the Self-Discovery section will be dependent on which assessments your school or district has shared. Some of the assessments may include:

- **AchieveWorks Intelligences:** Uncover your different intelligences and how to leverage them
- **AchieveWorks Learning and Productivity:** Discover your sensory, environmental and mindset preferences to help develop and adjust your study practices
- **AchieveWorks Personality:** Identify your personality type by choosing scenarios that best represent how you behave in real life
- **Career Interest Profiler:** Capture your interests to help identify your personality traits and suggest careers based on US Department of Labor's data
- **Strengths Explorer:** Identify your key strengths to use as you proceed on your college, career, and life readiness journey

# Careers



The Careers section does not have its own Home page. The image above is from the **Explore Careers** section, which gives you access to Careers, Clusters and Pathways, and Work-Based Learning. Use the Careers menu to access Favorites, find Work-Based Learning, and explore Roadtrip Nation videos. The options you see may vary based on the items that your school or district is using at this time.

- **Clusters & Pathways:** explore clusters (defines a focused group of related pathways and careers) and pathways (specific directions you can take within a cluster) to think about the careers that might be of most interest to you.
- **Work-Based Learning:** find meaningful, real-life experiences in Naviance Student to help support your college and career interests and goals after high school.
- **Roadtrip Nation:** a digital career exploration tool that enables you to access more than 8,000 video interviews chronicling the diverse personal stories of leaders who have turned their interests into their life's work.

# Colleges Home

NAVIANCE OF EDUCATION

Home Self-Discovery Courses Careers **Colleges** Planner

SEARCH

Colleges

Type a college name

MORE COLLEGE SEARCH OPTIONS

### Find Your Fit

- SuperMatch®
- College Match
- College Events
- Scattergrams
- Advanced College Search
- College Lookup

Show less

### Apply to Colleges

- COLLEGES I'm applying to
- Letters of Recommendation
- Manage Transcripts
- Test scores

Show less

### College Visits

<b>FEBRUARY</b> Thu 18 08:00AM	Intersect College (not a real school)
<b>MARCH</b> Wed 17 02:00PM	Hobsons

### Research Colleges

- COLLEGES I'm Thinking About
- College Compare
- College Resources
- Acceptance History
- Enrichment Programs
- College Maps

Show less

### Scholarships and Money

- SCHOLARSHIPS I'm Applying To
- Scholarship List
- National Scholarship Search

Show Me Home

---

## Colleges Home

---

### Find Your Fit

**SuperMatch™ College Search:** Receive a list of best-fit schools based on criteria that you deem as important in your college search.

**College Match:** See and quickly favorite the other schools that students are applying to when they have also applied to a school from your favorites list. Additionally, check out other colleges that have accepted students with stats like your own.

**College Events:** View a list of colleges that are hosting events and sign up for those of interest.

**Scattergrams:** A graph used to help you analyze how you fit in with other students from your high school who have been accepted or denied admittance to a school based on GPA and test scores.

**Advanced College Search:** Using multiple categories, answer questions to identify colleges that match your interests and then save the search.

**College Lookup:** Lookup a school by multiple filters including name, country, state, or college group. Easily favorite colleges using the Heart icon found next to a school name.

### Research Colleges

**Colleges I'm Thinking About:** A list of schools that you have identified as prospects

**College Compare:** Add schools to compare the average GPA and test scores of students from your high school that have been accepted to that college during a time span.

**College Resources:** List of external web resources that may be valuable to your college search process.

**Acceptance History:** An alphabetical list of colleges where someone from your school has been accepted and/or enrolled over a time span.

**College Maps:** View an interactive map of schools based on a list of different pre-defined criteria. For example, you can see a map of the colleges from your Colleges I'm Thinking About list.

**Enrichment Programs:** Look for ways to get involved with your community and school, as well as possible internship opportunities and other events to build your experiences.

### Apply to Colleges

**Colleges I'm Applying To:** A list of schools to which you have decided to apply.

**Letters of Recommendation:** Request new and track existing letter of recommendation requests.

**Manage Transcripts:** Add and review transcript requests, as well as view associated fees.

**Test Scores:** View your key test scores, including SATs. Depending on school permissions, you may be able to add your own test scores.

### Scholarships and Money

**Scholarships I'm Applying To:** A list of scholarships to which you are applying.

**Scholarship List:** A list of potentially relevant scholarships that you can review and add to your applications list.

**Scholarship Match:** A list of scholarships that may be a suitable match for you based on scholarship requirements such as gender, ethnicity, GPA, etc.

**National Scholarship Search:** An external site hosted by Sallie Mae that provides a list of potential scholarship matches based on personal criteria as associated with Naviance Student.

### College Visits

View and enroll in (depending on permissions) college visits that are scheduled to occur either in-person or virtually.

# My Planner

**Overdue** shows a list of tasks and to-do items that are overdue and should be completed as soon as possible.

The screenshot displays the 'My Planner' interface with three main sections:

- Overdue:** A red header section with a warning icon. It lists three items:
  - ACT test prep (OVERDUE Saturday Apr 28, 2018)
  - Submit applications (OVERDUE Thursday Apr 26, 2018, marked HIGH)
  - Complete 20 Hours of Community Service (OVERDUE Saturday Jul 15, 2017, Assigned by Kjill Bechtold)
- Upcoming:** A calendar view for April 2018. It shows tasks scheduled for various dates, such as 'Make summer to-do list' on Tuesday, April 3rd, and 'Submit applications' on Friday, April 26th.
- Recently Completed:** A section at the bottom showing three completed tasks with checkmarks:
  - Job shadowing day with Mr. Crabb (Friday Apr 27, 2018)
  - Visit University of Cincinnati (Wednesday Apr 25, 2018, marked HIGH)
  - Testing todo (Monday Apr 23, 2018, marked HIGH)

Switch between the **Overview**, **Goals**, the **To-Do List** and **Tasks Assigned** to you by your school.

**Goals:** Add your own goals about anything you are interested in achieving. Mark goals complete as you hit them.

**To-Do List:** Create a list of actions you need to complete.

**Tasks Assigned to Me:** Important tasks assigned to you by your school.

**Recently Completed** is a list of the tasks and to-do items that you have recently marked as complete. You can use this location to view the items or change them to incomplete.

Use the **Upcoming calendar** to keep track of and open past and upcoming tasks and to-dos. Switch between the Calendar and List Views for a different visual of the events.



# About Me Home

