

BHS Post-Secondary Readiness Milestones

9th Grade

- Explore career and college opportunities on www.bigfuture.collegeboard.org
- Attend the NACAC College Fair in October as well as other college and career fairs in the area.
- Participate in and track extracurricular activities: sports, clubs, and community service (required for Bright Futures scholarships).
- Turn completed community service hour letters to the school counseling office.
- Create a Raise.Me account to start earning scholarships.
- Start thinking about life after high school, talk to people about careers you might find interesting.
- Look for a summer job, internship or volunteer position to help you learn about your field of interest.

10th Grade

- Explore career and college opportunities on www.bigfuture.collegeboard.org
- Students with disabilities need to apply for PSAT/ACT/SAT/AP test accommodations (specific deadlines and requirements apply)- SAT: www.collegeboard.com/ssd/student/index.html and ACT: www.actstudent.org/regist/disab/
- Take the PSAT in October (FREE- for 10th graders).
- Attend the NACAC College Fair as well as other college and career fairs in the area.
- Review your PSAT score report with your parents (Dec/Jan). PSAT scores are in your CollegeBoard account.
- Link your CollegeBoard and Khan account to receive personalized practice recommendations for SAT based on your PSAT results.
- Research Dual Enrollment to understand application deadlines, process, and requirements - <https://www.sjrrstate.edu/dual.html> and <https://fctc.edu/students/highschool/programs/>
- Take the PERT or ACT or SAT by March if you are interested in Dual Enrollment classes the summer before your junior year <http://www.sjrrstate.edu/testingcenter.html>.
- Visit at least 3 college or other postsecondary websites to review programs, admissions requirements, freshman profile, costs, and AP equivalents.
- Keep up participation in school activities and volunteer efforts and keep tracking your progress.
- Update your Raise.Me account to keep earning scholarships
- Turn completed community service hour letters to the school counseling office.
- Look for a job, internship or volunteer position to help you learn about your field of interest.

11th Grade - FALL

- Review transcript in HAC and check for errors.
- Attend college visits on campus.
- Update your Raise.Me account to keep earning scholarships
- Explore career and college opportunities on www.bigfuture.collegeboard.org
- Attend the NACAC College Fair in October as well as other college and career fairs in the area.
- If applicable, register for PSAT at your school (cost – about \$22). Take the PSAT in October.
- Link your CollegeBoard and Khan account to receive personalized practice recommendations for SAT based on your PSAT results.
- If interested in going into the military, make sure you talk to a recruiter and take the Armed Forces Vocational Aptitude Battery (ASVAB).
- Contact your counselor about eligibility for ACT/SAT fee waivers (free and reduced lunch as well as several other criteria).
- Register for ACT and/or SAT for the spring (check current costs on website) www.act.org, and www.collegeboard.org Make sure to use your school code so results come to your school – 102813 **SEND SCORES TO AT LEAST ONE UNIVERSITY IN FLORIDA for Bright Futures purposes.**

11th Grade - SPRING

- Research post-secondary institutions and programs of study to aid in senior year course selection.
- Registration in January through pre-scheduled appointments.
- Order a transcript; check for errors and needed credits.
- Take the SAT and/or ACT – **SEND SCORES TO AT LEAST ONE SCHOOL IN FLORIDA for Bright Futures purposes.**
- Complete and submit community service hours
- Visit college campuses – set an appointment with the admissions office and notify attendance office to have absence excused.
- Submit all schedule change requests before school year ends.

Summer Before Senior Year or Before

- Complete online courses.
- Visit college campuses.
- Work on community service hours.
- Retake any courses on transcript with a D or F to improve GPA and/or get on track to graduate.

BHS Post-Secondary Readiness Milestones

Senior Year, Semester 1

- Discuss credit check with counselor; individual credit checks will be scheduled with all seniors.
- Complete testing requirements, if necessary.
- Complete online courses, if necessary.
- Update resume.
- If applicable, request letters of recommendation in person at least 3 weeks in advance.
- Check transcript for accuracy
- Apply to universities and colleges.
- Apply for financial aid – FAFSA & FFAA (October 1).

Senior Year, Semester 2

- Check transcript for accuracy.
- Complete any missing graduation requirements.
- Check your Bright Futures Eligibility, update with accurate institution information.
- Apply to state colleges.
- Apply for scholarships.
- Request a final transcript be sent to your post-secondary institution

Ordering Transcripts

- Naviance will be used for ordering transcripts during Senior year.
- Transcripts show the cumulated weighted and unweighted GPA, class rank, letter grades and service hours.

Grade Forgiveness

- Students can retake classes in which they earned a D or F.
- All grades appear on the transcript. Forgiven grades will still show but will not be included in GPA calculation.
- Students should complete grade forgiveness before the beginning of their senior year.
- Options for grade recovery: St. Johns Virtual School and Florida Virtual school (flvs.net) and/or the APEX* lab at school during a class period. *courses taken via APEX credit recovery will not count towards NCAA eligibility

SAT and ACT

- Students register online (sat.org and act.org).
- Registration deadlines are usually a month before the test date.
- Students with disabilities need to apply for PSAT/ACT/SAT/AP test accommodations (specific deadlines and requirements apply)- SAT:

www.collegeboard.com/ssd/student/index.html and ACT: www.actstudent.org/regist/disab/

Community Service/Work Hours for Bright Futures

- Documented on letterhead with the number of volunteer hours, description, contact signature, parent and student signature. OR For paid work, submit a copy of pay stub
- Complete the volunteer service plan form
- Submit both to Mrs. Davis in the Guidance office.
 - Find details here: <https://www-bhs.stjohns.k12.fl.us/guidance/community-service/>

Financial Aid

- Federal Aid – FAFSA (Free Application for Federal Student Aid); www.fafsa.gov ; opens October 1st of senior year
- State of Florida Aid – Bright Futures; www.floridastudentfinancialaid.org ; opens October 1st of senior year
- Institutional Aid – Apply via the college/university you will attend.
- Private Aid – free money from organizations interested in helping students; scholarship opportunities are on the School Counseling page of the BHS website, check your (or your parent's) place of employment; corporations, local businesses, fastweb.com, finaid.org, collegenet.com, bigfuture.collegeboard.org

Bright Futures

- You must APPLY for Bright Futures by submitting the Florida Financial Aid Application.
- Read over the Bright Futures Student Handbook.
- Know the requirements for the Florida Academic Scholar and the Florida Medallion Scholar.
- Bright Futures GPA is NOT the same as the transcript GPA. Honors, AP, AICE, and dual enrollment classes are weighed equally with 0.5 per credit (not 1.0 for AP or DE). Two academic electives will be accepted toward the GPA if it benefits the student.

2023-2024 Post-Secondary Testing

<https://www.bhs.stjohns.k12.fl.us/guidance/testing-information/>

SAT Dates

Test Date	Registration Deadline
August 26	July 28
October 7	September 7
November 4	October 5
December 2	November 2
March 9	February 23
May 4	April 19
June 1	May 17

Be sure to include BHS School Code when registering - 102813
Register at CollegeBoard at <https://www.collegeboard.org/>

ACT Dates

Test Date	Registration Deadline
September 9	August 4
October 28	September 22
December 9	November 3
February 10	January 5
April 13	March 8
June 8	May 3
July 13	June 7

Be sure to include BHS School Code when registering - 102813
Register at <https://www.act.org>

Testing Accommodations for the SAT & ACT

If a student has a specialized education plan (IEP, 504, ESOL), he/she will NOT automatically receive accommodations for the SAT and/or ACT. A student's school counselor must submit a formal request for their plan to be assessed by the testing agency. The deadlines for submitting requests for accommodations are set by SAT & ACT and are strictly enforced. Consent forms can be found on the School Counseling webpage. The form(s) must be signed and turned into the student's school counselor well in advance of the deadline to request accommodations.

Dear Students and Parents,

We know that many of you have concerns about how to make a college education more affordable. Through a program called RaiseMe, students can guarantee scholarships from 250+ colleges as early as 9th grade, making it easier to plan financially for school. RaiseMe has proven to be a great tool to motivate students in high schools throughout the U.S.

As an example:

- Get an A in a course (\$100 - \$1,000)
- Get a B in a course (\$50-\$600)
- Participate in a school club or sport (\$25 - \$250)
- And much more!

Our school is taking advantage of this opportunity, which was launched with the support of the Bill & Melinda Gates Foundation and U.S. colleges. Here are a couple of easy ways to support your students in using this unique tool:

1. Learn how Raise.Me micro-scholarships work by viewing this video:
https://youtu.be/eY_qUe0MGS8
2. Ensure that your student creates an account at <https://www.raise.me/join/5778868440>
3. Encourage your student to regularly add good grades, community service, extracurricular activities, and other achievements to their RaiseMe Portfolio to earn micro-scholarships from colleges.

We hope using RaiseMe will make your student's path to college both more fun and affordable.

Sincerely,

Beachside School Counselors

Five Easy Steps to Sign Up for RaiseMe

On RaiseMe, scholarships are made simple! Just follow these five steps:



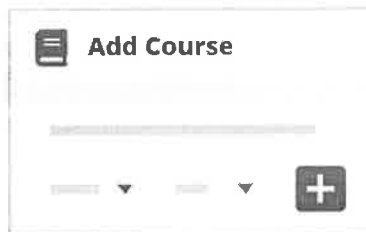
STEP 1

Create an account by visiting www.raise.me, click on "I'm a Student" and follow the instructions.




STEP 2

Click on the scholarships tab to see what achievements colleges and universities are willing to award.




STEP 3

Add your achievements from high school to your portfolio.
Seniors: Make sure you have at least **15 credits** worth of grades added to your portfolio in order to qualify.



STEP 4

Search for the colleges that you're interested in and Follow them.



STEP 5

See how much you've earned in micro-scholarships from universities!

PREPARE FOR THE SAT WITH

Official SAT Practice



Get personalized practice recommendations based on your results from the new SAT®, PSAT/NMSQT®, PSAT™ 10, and PSAT™ 8/9. **Take these steps to connect your College Board and Khan Academy® accounts:**

1

Go to satpractice.org

Create an account on Khan Academy, or sign into your existing account.

2

Link Your Accounts

When prompted, agree to link your Khan Academy and College Board accounts.

3

Send Your Scores

Log in to your College Board account, and hit “Send” to get a personalized practice plan.

Sign up. Link up. Get practicing. **satpractice.org**

High School Timeline

9th GRADE REGISTER



- » If you haven't yet, **register** for a free Profile Page account at eligibilitycenter.org for information on NCAA initial-eligibility requirements.
- » Use NCAA Research's **interactive map** to help locate NCAA schools you're interested in attending.
- » Find your high school's list of NCAA-approved core courses at eligibilitycenter.org/courselist to ensure you're taking the right courses, and earn the best grades possible!

10th GRADE PLAN



- » If you're being actively recruited by an NCAA school and have a Profile Page account, **transition** it to the required **certification account**.
- » Monitor the **task list** in your NCAA Eligibility Center account for next steps.
- » At the end of the school year, ask your high school counselor from each school you attend to upload an official transcript to your Eligibility Center account.
- » If you fall behind academically, ask your high school counselor for help finding **approved courses** you can take.

11th GRADE STUDY



- » Ensure your **sports participation** information is correct in your Eligibility Center account.
- » Check with your high school counselor to make sure you're on track to complete the required number of NCAA-approved **core courses** and graduate on time with your class.
- » Share your **NCAA ID** with NCAA schools recruiting you so each school can place you on its **institutional request list**.
- » At the end of the school year, ask your high school counselor from each school you attend to upload an official transcript to your Eligibility Center account.

12th GRADE GRADUATE



- » **Request your final amateurism certification** beginning April 1 (fall enrollees) or Oct. 1 (winter/spring enrollees) in your Eligibility Center account at eligibilitycenter.org.
- » Apply and be accepted to the NCAA school you plan to attend.
- » Complete your final NCAA-approved **core courses** as you prepare for graduation.
- » After you graduate, ask your high school counselor to upload your final **official transcript** with proof of graduation to your Eligibility Center account.

NCAA-Approved Core Courses


The NCAA core curriculum (**core course**) requirement ensures you're taking high school courses that prepare you for the academic expectations of college. **Note:** Not all high school classes are NCAA-approved core courses and may not count toward your 16 core-course credit requirement.

What is a Core Course?

An NCAA-approved core course must meet the following requirements:

Is a four-year college preparatory course in one of these subject areas:

English	Math (Algebra I or higher)	Science (Including one year of lab, if offered)	Social Science	World Language	Comparative Religion or Philosophy	✓
Is taught by a qualified instructor.						✓
Is taught at or above your high school's regular academic level.						✓
You receive credit toward high school graduation and course appears on an official transcript with course title, grade and credit awarded.						✓
Is in a noncore area, such as driver education, typing, art, music, physical education or welding.						✗
Prepares you for work or life, or for a two-year college or technical school, such as personal finance, consumer education or tech prep.						✗
Is taught below grade level, at a slower pace or with less rigor or depth, such as basic, essential, fundamental or foundational courses.						✗
Is a credit-by-exam course.						✗



REMEMBER
Scan the QR code to find your high school's list of NCAA-approved core courses.





Courses that meet the above criteria must be submitted to and approved by the Eligibility Center. Approved classes are included on **your high school's** list of NCAA-approved core courses. (For additional information on how your high school addresses core-course credits in your transcript, review the High School Information section of your high school's list of NCAA-approved core courses.) Make sure you're taking courses on your high school's approved list; ask your high school counselor if you need help. For more information regarding courses that can be taken in each core-course subject area, including additional subject areas, scan the QR code or visit on.ncaa.com/CCL.

Core-Course Credits

You can earn credit for a core course only once. If you take a course that repeats the content of another core course, you earn credit for only one of these courses, and the higher grade counts toward your **core-course GPA**. For more information on core-course credits, visit ncaa.org/student-athletes/future/core-courses.

Dual-Enrollment Coursework

Dual-enrollment coursework may be used to satisfy NCAA core-course requirements if the course appears on your high school transcript with grade and credit and meets all requirements for an NCAA-approved core course.