

2026–27 FAFSA® Preview Presentation

August 2025

Topics

- [Overview](#)
- [Dependent Student Invites Parent](#)
- [Independent Student Invites Student's Spouse](#)
- [Independent Student Who Is Single and a Non-Tax Filer](#)
- [FAFSA Submission Summary](#)
- [Dependent Student and Direct Unsubsidized Loan](#)
- [Unaccompanied Homeless Youth](#)
- [Provisionally Independent Student](#)
- [Student Adds Schools to FAFSA® Form](#)
- [Student Submits a Required FAFSA® Correction to Homeless Determination](#)
- [Student Manages FAFSA® Contributors](#)
- [Parent Submits a Required FAFSA® Correction for Missing Consent and Approval](#)

Overview

- The 2026–27 *Free Application for Federal Student Aid* (FAFSA®) Preview Presentation provides screenshots that financial aid professionals, mentors, and counselors can use as a guide for the 2026–27 online FAFSA form. The screenshots and information provided can be used to create and/or modify presentations for professional trainings and high school FAFSA completion nights.
- The screenshots are intended to show what the FAFSA form will look like and present a majority of the questions displayed on the FAFSA form.
- The 2026–27 version of the FAFSA form will become available by Oct. 1, 2025.
- The 2026–27 FAFSA form includes a new process to invite FAFSA contributors to the form.

Dependent Student Invites Parent

Dependent Student: FAFSA® Landing Page

This is the main FAFSA® landing page. On this page, students are directed to "Start New Form," "Edit Existing Forms," or "Accept an Invitation." For this section of the presentation, the student is beginning a new application.

The screenshot shows the Federal Student Aid (FAFSA) landing page. At the top, the Federal Student Aid logo is on the left, and navigation links for FAFSA® Form, Grants and Loans, Loan Repayment, and Loan Forgiveness are on the right. Below the navigation bar, the main heading is "Get Money To Help Pay for School". Underneath this heading is a subtext: "Use the Free Application for Federal Student Aid (FAFSA®) form to apply for financial aid for college, career school, or graduate school." To the right of this text is a large graphic of the FAFSA® form logo with a person sitting on it. Below the heading and subtext, there are three buttons: "Start a 2026–27 FAFSA® Form", "Edit a 2026–27 FAFSA® Form", and "Accept an Invitation for a 2026–27 FAFSA® Form". Below these buttons, there is a section titled "Need the 2025–26 FAFSA Form?" with links for "Start New Form" and "Edit Existing Forms or Accept an Invitation". Below this section, there is a "Check FAFSA® Deadlines for the State You Live in" section. It includes a text block explaining that some states and schools use information from the FAFSA® form to determine eligibility for grants, scholarships, and loans. It also includes a "Find Deadlines" button and a link to "View All FAFSA Deadlines". Below this section, there are three cards. The first card is titled "Who should complete the FAFSA® form?" and states "Any student, regardless of income, who". The second card is titled "How long will it take?" and states "It takes most people 30 minutes to fill out the FAFSA form, including". The third card is titled "What do I need?" and lists "Verified account username and password (FSA ID)".

FederalStudentAid
An Office of the U.S. Department of Education

FAFSA® Form ▾ Grants and Loans ▾ Loan Repayment ▾ Loan Forgiveness ▾

🔔 👤 BILL ▾ 🔍

Get Money To Help Pay for School

Use the *Free Application for Federal Student Aid* (FAFSA®) form to apply for financial aid for college, career school, or graduate school.

Start a 2026–27 FAFSA® Form

Edit a 2026–27 FAFSA® Form

Accept an Invitation for a 2026–27 FAFSA® Form

Start New Form

Edit Existing Forms

Accept an Invitation

Need the 2025–26 FAFSA Form?

[Start New Form](#) | [Edit Existing Forms or Accept an Invitation](#)

Check FAFSA® Deadlines for the State You Live in


Some states and schools use information from the FAFSA® form to determine your eligibility for their grants, scholarships, and loans. Check your state's deadlines here!

Missing a state deadline doesn't impact your eligibility for federal student aid, so fill out your FAFSA form even if your state deadline has passed.

School Year State of Residence


[Find Deadlines](#)

[View All FAFSA Deadlines](#)



Who should complete the FAFSA® form?


Any student, regardless of income, who



30 minutes

How long will it take?

It takes most people 30 minutes to fill out the FAFSA form, including

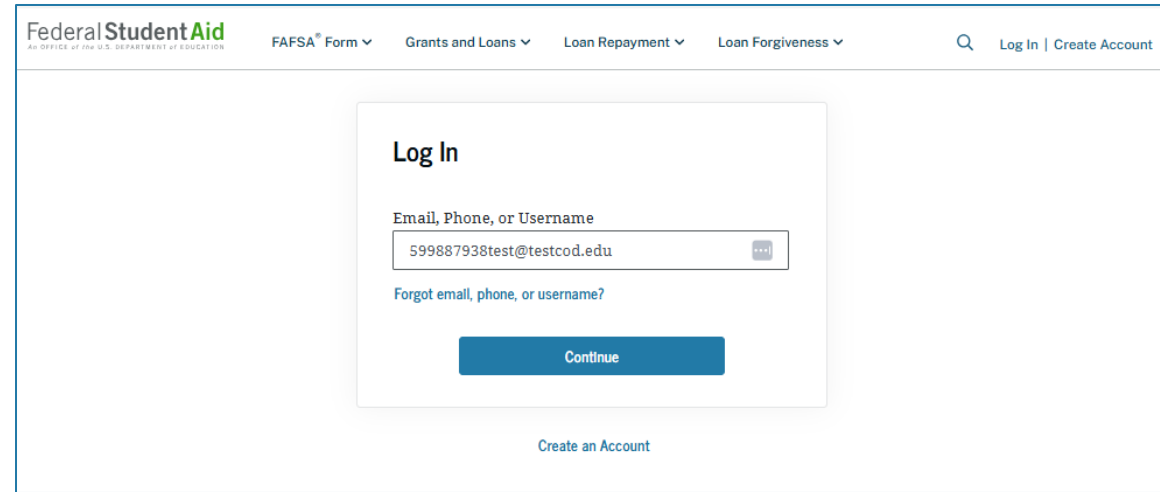


What do I need?

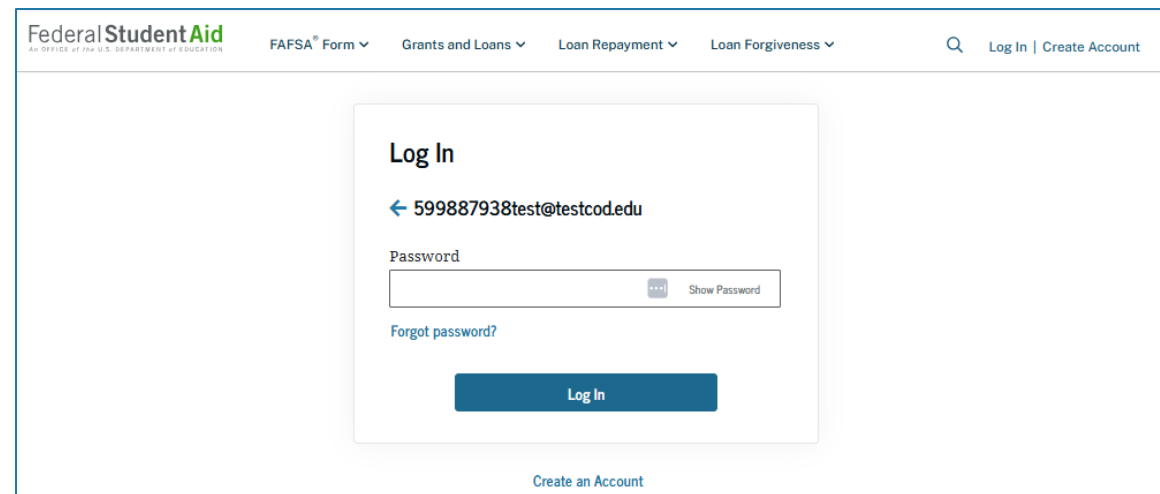
- Verified account username and password (FSA ID)

Dependent Student: Log-in

If the student selects "Start New Form" from the FAFSA® landing page and they are not logged in to StudentAid.gov, the student is taken to the "Log In" page to enter their credentials. To access the FAFSA form, all students are required to have a StudentAid.gov account username and password. If the student doesn't have a username and password, they can select "Create an Account."



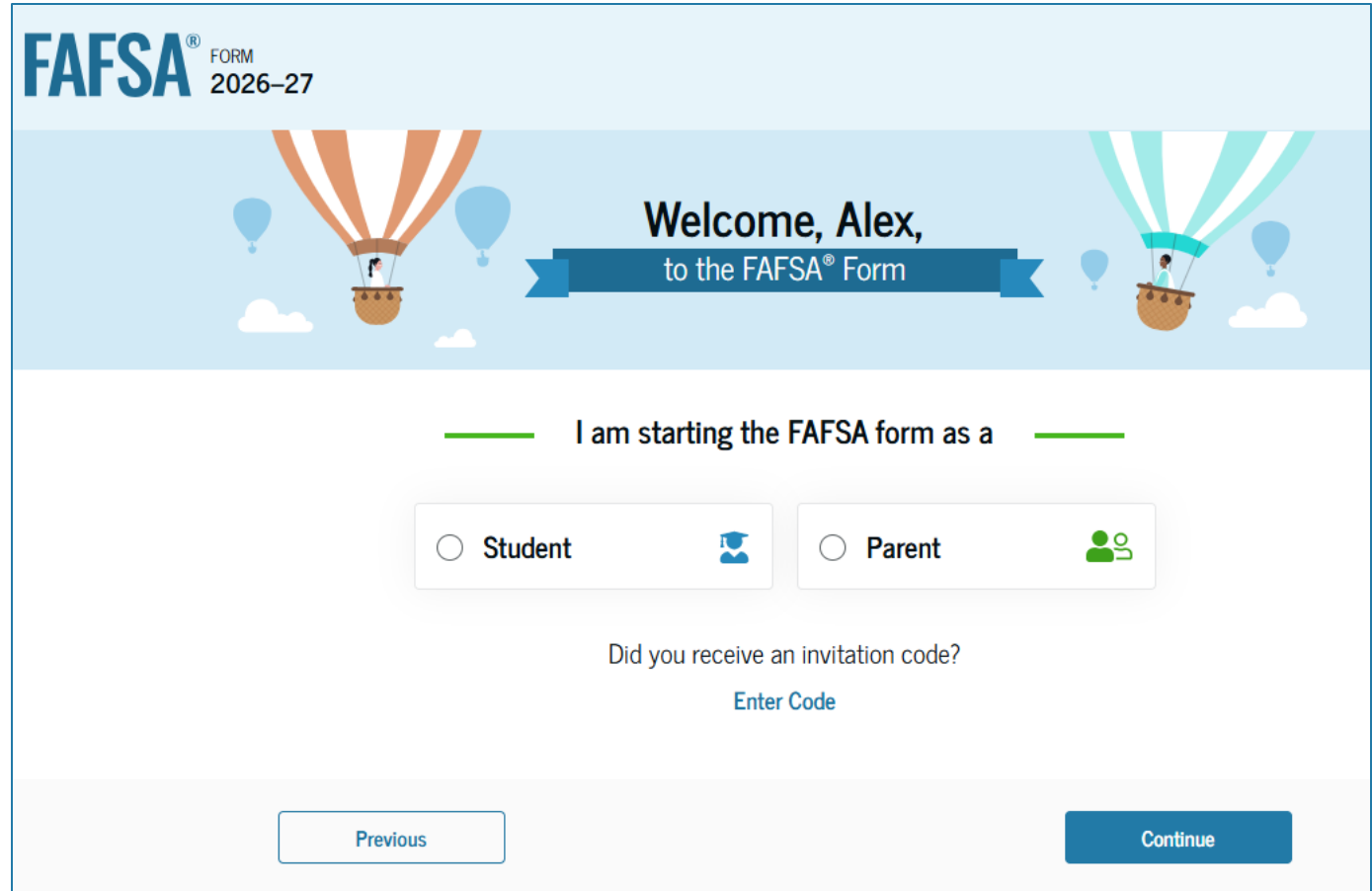
The screenshot shows the Federal StudentAid website's "Log In" page. The header includes the Federal StudentAid logo, navigation links for FAFSA® Form, Grants and Loans, Loan Repayment, and Loan Forgiveness, and a search icon. The main content area features a "Log In" section with a text input field labeled "Email, Phone, or Username" containing the text "599887938test@testcod.edu". Below the field is a link for "Forgot email, phone, or username?". A blue "Continue" button is positioned below the field. At the bottom of the section is a link for "Create an Account".



The screenshot shows the Federal StudentAid website's "Log In" page. The header is identical to the previous screenshot. The main content area features a "Log In" section. The "Email, Phone, or Username" field is now populated with "599887938test@testcod.edu" and has a back arrow icon to its left. Below this field is a "Password" field with a "Show Password" toggle. A link for "Forgot password?" is located below the password field. A blue "Log In" button is positioned below the password field. At the bottom of the section is a link for "Create an Account".

Dependent Student: Roles

After logging in, the student can select the applicable role to fill out the FAFSA® form: "Student" or "Parent." The student also has the option to "Enter Code" if they received an invitation code. The student selects "Student."



The screenshot shows the FAFSA 2026-27 login interface. At the top left is the FAFSA logo with "FORM 2026-27". A banner in the center says "Welcome, Alex, to the FAFSA® Form". Below the banner, there is a section titled "I am starting the FAFSA form as a" with two radio button options: "Student" (with a graduation cap icon) and "Parent" (with a family icon). Below these options, it asks "Did you receive an invitation code?" with a link "Enter Code". At the bottom, there are two buttons: "Previous" and "Continue".

Dependent Student: Onboarding (1 of 4)

When the student starts the 2026–27 FAFSA® form for the first time, they are taken through the FAFSA onboarding process. The first onboarding page provides an introduction of the FAFSA form and an accompanying video.

Documents that may be needed to fill out the form are also included on this page.

FAFSA® FORM 2026–27 Student Alex Tran

Understanding the FAFSA® Form

1 of 4

What is the FAFSA® form?

Use the *Free Application for Federal Student Aid* (FAFSA®) form to apply for grants, scholarships, work-study funds, and loans for college, career school, or graduate school.

You might need the following information or documents as you fill out the FAFSA form:

- Tax returns
- Records of child support received
- Current balances of cash, savings, and checking accounts
- Net worth of investments, businesses, and farms

What is FAFSA®?
What is FAFSA® and why is it important?

Previous Continue

Dependent Student: Onboarding (2 of 4)

The second FAFSA® onboarding page provides information and a video about contributors who may be required to participate on the student's FAFSA form. This page also provides information on how the student will invite contributors to the FAFSA form.

FAFSA® FORM 2026-27 Student Alex Tran

Understanding the FAFSA® Form

2 of 4

Contributors to the FAFSA® Form

Who is a Contributor on the FAFSA® Form?

Who is a contributor on the FAFSA® form?

Watch on YouTube

Parents or Spouses

Your answers on the FAFSA® form will determine if any contributors (your spouse, your biological or adoptive parent[s], or your parent's spouse) need to be identified. These contributors will complete their own sections of the form and are asked to provide personal and financial information, but they won't be financially responsible for your education.

How To Invite

Contributors will need to log in with their own StudentAid.gov account username and password to provide their information. To invite a contributor to a FAFSA form, you'll need to provide their email address.

Which parent is considered a contributor? ▼

Previous Continue

Dependent Student: Onboarding (3 of 4)

The third FAFSA® onboarding page provides information about what the student can expect when completing the FAFSA form. This includes information about consent and approval, a time estimate for completing the form, and a note that the student can save the form and return later if needed, along with an accompanying video.

The screenshot shows the FAFSA 2026-27 onboarding interface for Student Alex Tran. The page is titled "Understanding the FAFSA® Form" and is the 3rd of 4 steps. The main heading is "What To Expect" with a subtext "How long will this take? ⌚ 30 minutes". The text explains that every contributor must provide consent and approval for the student to be eligible for federal student aid, and that the form can be saved and returned to later. Below the text is a video player showing a video titled "What Does It Mean To Provide Consent and Approval on the FAFSA® form?". The video player includes a play button, a share icon, and a "Watch on YouTube" button. At the bottom of the page are "Previous" and "Continue" buttons.

FAFSA® FORM 2026-27 Student Alex Tran

Understanding the FAFSA® Form

3 of 4

What To Expect

How long will this take? ⌚ 30 minutes

Every contributor must provide consent and approval for you to be eligible for federal student aid. With your consent and approval, we can obtain your federal tax information automatically from the IRS to help you complete the FAFSA® form.

You can save the form and return to it later if you need more time.

What Does It Mean To Provide Consent and Approval on the FAFSA® form?

Watch on YouTube

Learn about [how we use the information we collect](#) on the FAFSA form.

Previous Continue

Dependent Student: Onboarding (4 of 4)

The last FAFSA® onboarding page provides information and a video about what to expect once the FAFSA form is completed, submitted, and processed. On this page, the student can select "Start FAFSA Form" to begin.

The screenshot shows the FAFSA 2026-27 onboarding page for Student Alex Tran. The page is titled "Understanding the FAFSA® Form" and is the 4th of 4 pages. The main heading is "After Submitting the FAFSA® form". Below this, a text box states: "After submission, you'll need to check on the status of your FAFSA form and make corrections, if required." A video player is embedded, showing a video titled "What Happens After Submitting Your FAFSA..." with a thumbnail that says "What Happens After Submit Your FAFSA® Form?". Below the video player, there are three bullet points: "→ Your form will be processed in one to three days.", "→ You'll be able to view your FAFSA Submission Summary. It will include the Student Aid Index (SAI), an index number used to determine federal student aid eligibility.", and "→ Schools will use your SAI to create your financial aid offer that explains the types and amounts of aid they are offering you. Most schools only send an aid offer when they accept you for admission." At the bottom, there are two buttons: "Previous" and "Start FAFSA Form".

FAFSA® FORM 2026-27 Student Alex Tran

Understanding the FAFSA® Form

4 of 4

After Submitting the FAFSA® form

After submission, you'll need to check on the status of your FAFSA form and make corrections, if required.

What Happens After Submitting Your FAFSA...

What Happens After Submit Your FAFSA® Form?

Watch on YouTube

- Your form will be processed in one to three days.
- You'll be able to view your FAFSA Submission Summary. It will include the Student Aid Index (SAI), an index number used to determine federal student aid eligibility.
- Schools will use your SAI to create your financial aid offer that explains the types and amounts of aid they are offering you. Most schools only send an aid offer when they accept you for admission.

Previous Start FAFSA Form

Dependent Student: Student Identity Information

This is the first page within the student section. The student can verify that the personal information is correct. To update any of the personal information, the student must access their account settings on StudentAid.gov.

The screenshot shows the FAFSA 2026-27 Student Identity Information form for Alex Tran. The form is titled "Student Identity Information" and includes a instruction to review the information before moving forward. The form contains the following fields:

- Name: Alex Tran
- Date of Birth: 02/15/2006
- Social Security Number: ***-**-9036
- Email Address: 599889036test@testcoo.edu
- Mobile Phone Number: (555) 557-6997
- Permanent Mailing Address: 324 dsfsd
- City: dsfsd
- State: IA
- Zip Code: 34343
- Country: United States (US)

At the bottom right of the form is a "Continue" button.

Dependent Student: State of Residence

The student is asked about their state of residence. The student selects the state from a drop-down box and provides the month and year when they became a resident.

The screenshot shows the FAFSA 2026-27 interface for Student Alex Tran. The page title is 'Student State of Residence'. Below the title, there is a section for 'State' with a dropdown menu currently showing 'Iowa (IA)'. A note below the dropdown states: 'Usually, this is the state where the student lives while not attending school.' Below this, there is a section for 'Date the Student Became a Resident of Iowa (IA)' with a note: 'If the student was born in Iowa (IA) and has not moved out of state since, enter their date of birth. Otherwise, enter the date the student moved to Iowa (IA).' This section contains two input fields: 'Month' with the value '01' and 'Year' with the value '2006'. At the bottom of the form, there are two buttons: 'Previous' and 'Continue'.

FAFSA[®] FORM 2026-27 Student Alex Tran Save FAFSA Menu

Student State of Residence

State
Usually, this is the state where the student lives while not attending school.

Iowa (IA) ⓘ

Date the Student Became a Resident of Iowa (IA)
If the student was born in Iowa (IA) and has not moved out of state since, enter their date of birth. Otherwise, enter the date the student moved to Iowa (IA).

Month Year ⓘ

01 2006

Previous Continue

Dependent Student: Provide Consent and Approval

This page informs the student about consent, approval, and the use of federal tax information. Once the student provides consent and approval, their federal tax information is transferred directly from the IRS into the FAFSA® form to help complete the "Your Finances" section.

The screenshot shows the FAFSA 2026-27 interface for Student Alex Tran. The page title is "Provide Consent and Approval or You Won't Be Eligible for Federal Student Aid". A green-bordered box contains a "Summary" section with the following text: "Your consent and approval are needed to retrieve and disclose federal tax information. With your consent and approval, we can obtain tax return information automatically from the IRS to help you complete the FAFSA® form. If you don't provide consent and approval, you will not be eligible for federal student aid, including grants and loans. You must provide consent and approval even if you didn't file a U.S. federal tax return or any tax return." Below this, three green arrows point to key points: "Get your 2024 tax return information for the 2026-27 FAFSA form.", "Federal tax information is used to determine your eligibility for federal student aid.", and "Tax return information is required to complete the FAFSA form." Below the green box, the text reads: "By accepting below, I consent to the disclosure of information about me, and affirmatively approve of" followed by a bulleted list: "the receipt and use of my federal tax information, and" and "the redisclosure of my federal tax information by the U.S. Department of Education (ED), as described herein." Below this, it says "By accepting below, I consent to and affirmatively approve of, as applicable, the following:" followed by a numbered list starting with "1. ED may disclose my Social Security number/Individual Taxpayer Identification Number, last name, date of birth, unique identifier, the tax year for which federal tax information is required, and the date and timestamp of my approval for the use of my federal tax information in determining eligibility by ED for which approval is provided to the U.S. Department of the Treasury, Internal Revenue Service (IRS). I understand that in response to such a request from ED, the IRS shall then disclose my federal tax information to 'authorized persons' (i.e., specifically designated officers and employees of ED and its contractors [as defined in 26 U.S.C. § 6103(l)(13)(E)]) for the purpose of determining eligibility for and the amount of federal student aid under a program authorized under subpart 1 of part A, part C, or part D of Title IV of the Higher Education Act of 1965, as amended, for myself or an applicant for federal student aid who has requested that I share my federal tax information on their Free Application for Federal Student Aid (FAFSA®) form."

FAFSA® FORM 2026-27 Student Alex Tran Save FAFSA Menu

Provide Consent and Approval or You Won't Be Eligible for Federal Student Aid

Summary

Your consent and approval are needed to retrieve and disclose federal tax information. With your consent and approval, we can obtain tax return information automatically from the IRS to help you complete the FAFSA® form. If you don't provide consent and approval, you will not be eligible for federal student aid, including grants and loans. You must provide consent and approval even if you didn't file a U.S. federal tax return or any tax return.

- Get your 2024 tax return information for the 2026-27 FAFSA form.
- Federal tax information is used to determine your eligibility for federal student aid.
- Tax return information is required to complete the FAFSA form.

By accepting below, I consent to the disclosure of information about me, and affirmatively approve of

- the receipt and use of my federal tax information, and
- the redisclosure of my federal tax information by the U.S. Department of Education (ED), as described herein.

By accepting below, I consent to and affirmatively approve of, as applicable, the following:

1. ED may disclose my Social Security number/Individual Taxpayer Identification Number, last name, date of birth, unique identifier, the tax year for which federal tax information is required, and the date and timestamp of my approval for the use of my federal tax information in determining eligibility by ED for which approval is provided to the U.S. Department of the Treasury, Internal Revenue Service (IRS). I understand that in response to such a request from ED, the IRS shall then disclose my federal tax information to "authorized persons" (i.e., specifically designated officers and employees of ED and its contractors [as defined in 26 U.S.C. § 6103(l)(13)(E)]) for the purpose of determining eligibility for and the amount of federal student aid under a program authorized under subpart 1 of part A, part C, or part D of Title IV of the Higher Education Act of 1965, as amended, for myself or an applicant for federal student aid who has requested that I share my federal tax information on their Free Application for Federal Student Aid (FAFSA®) form.

Dependent Student: Provide Consent and Approval (Continued)

This is a continuation of the consent and approval page. The student can expand and collapse FAQs about consent and approval. The student selects "Approve" to provide consent and approval and is taken to the next page.

4. ED may redisclose my federal tax information to another FAFSA applicant's FAFSA form(s) for which I elect to participate. By accepting an invitation and affirmation to participate in another individual's FAFSA form, my federal tax information will be redisclosed to the additional application. I understand that I may decline an invitation to participate, which will prevent the transfer of my federal tax information to that FAFSA form.

By consenting and providing my affirmative approval, I further understand the following:

1. My consent and affirmative approval are required, as a condition of my eligibility or the eligibility of a FAFSA applicant who has requested that I share my federal tax information on their FAFSA form, for federal student aid under a program authorized under subpart 1 of part A, part C, or part D of Title IV of the Higher Education Act of 1965, as amended, even if I did not file a U.S. federal tax return.
2. I am providing my written consent for the redisclosure of my federal tax information by ED to include, but not limited to, institutions of higher education, state higher education agencies, designated scholarship organizations, their respective contractors and auditors, other family members participating in the FAFSA form, Office of Inspector General, under 26 U.S.C. § 6103(l) (13)(D), and with my further express written consent obtained by an institution of higher education, the redisclosure of FAFSA information pursuant to the terms and conditions of 20 U.S.C. § 1098h(c).
3. Any federal tax information received from the IRS at a later date shall supersede any manually entered financial or income information on the FAFSA form.
4. ED may request updated federal tax information from the IRS once my consent and approval are provided. If federal tax information has changed (e.g., amended tax return filed with revised information), then eligibility for and amounts of federal, state, and institutional financial aid may change.
5. If I do not consent to the redisclosure of my federal tax information to institutions of higher education, state higher education agencies, designated scholarship organizations, and their respective contractors, ED will be unable to calculate my eligibility for federal student aid or the eligibility of a FAFSA applicant who has requested that I share my federal tax information on their FAFSA form.

By accepting below, I consent electronically to the use of my StudentAid.gov account username and password (FSA ID) as my signature and certify under penalty of perjury under the laws of the United States of America, that the foregoing is true and correct. I understand that any falsification of this statement is punishable under the provisions of 18 U.S.C. § 1001 by a fine, imprisonment of not more than five years, or both, and that the knowing and willful request for or acquisition of records pertaining to an individual under false pretenses is a criminal offense under the Privacy Act of 1974, subject to a fine of not more than \$5,000 fine (5 U.S.C. § 552(a)(3)). By accepting and submitting my part of the FAFSA form, my execution (including date and time) of consent and approval will be logged in ED's Person Authentication Service System of Record (18-11-12).

Frequently Asked Questions

Who should provide consent and approval?



If I'm married and didn't file a joint tax return with my current spouse, does my spouse have to provide consent and approval for you to access their tax information?



What happens after I provide consent and approval?



What happens if I decline consent and approval?



Select "Approve" to provide consent and approval for the use of your federal tax information to determine your eligibility for federal student aid. If you select "Decline," you will not be eligible for federal student aid.

Previous


Decline

Approve

Dependent Student: Imports IRS Information

This page imports the student's federal tax information by directly transferring it from the IRS into the FAFSA® form to help complete the "Your Finances" section.

FAFSA® FORM 2026-27 Student Alex Tran Save FAFSA Menu



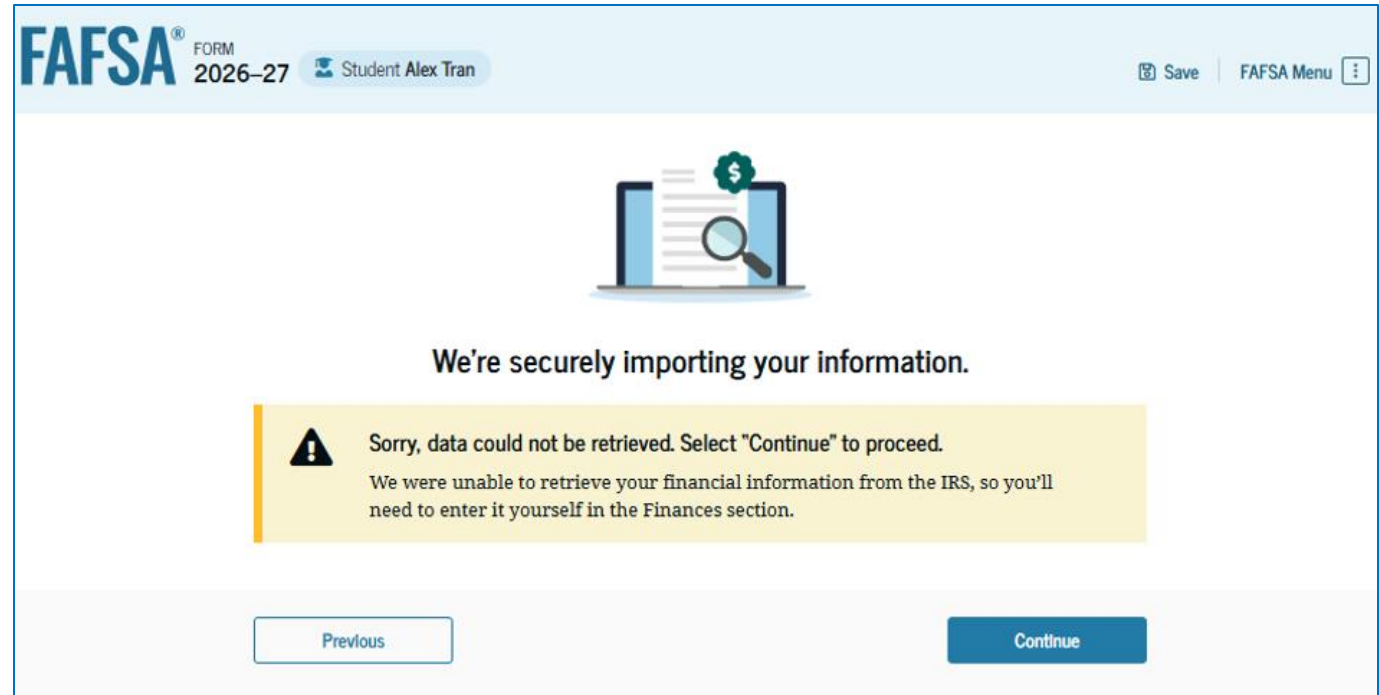
We're securely importing your information.

Do not leave this page while your information is being imported into your application.

Loading...

Dependent Student: Imports IRS Information (Continued)

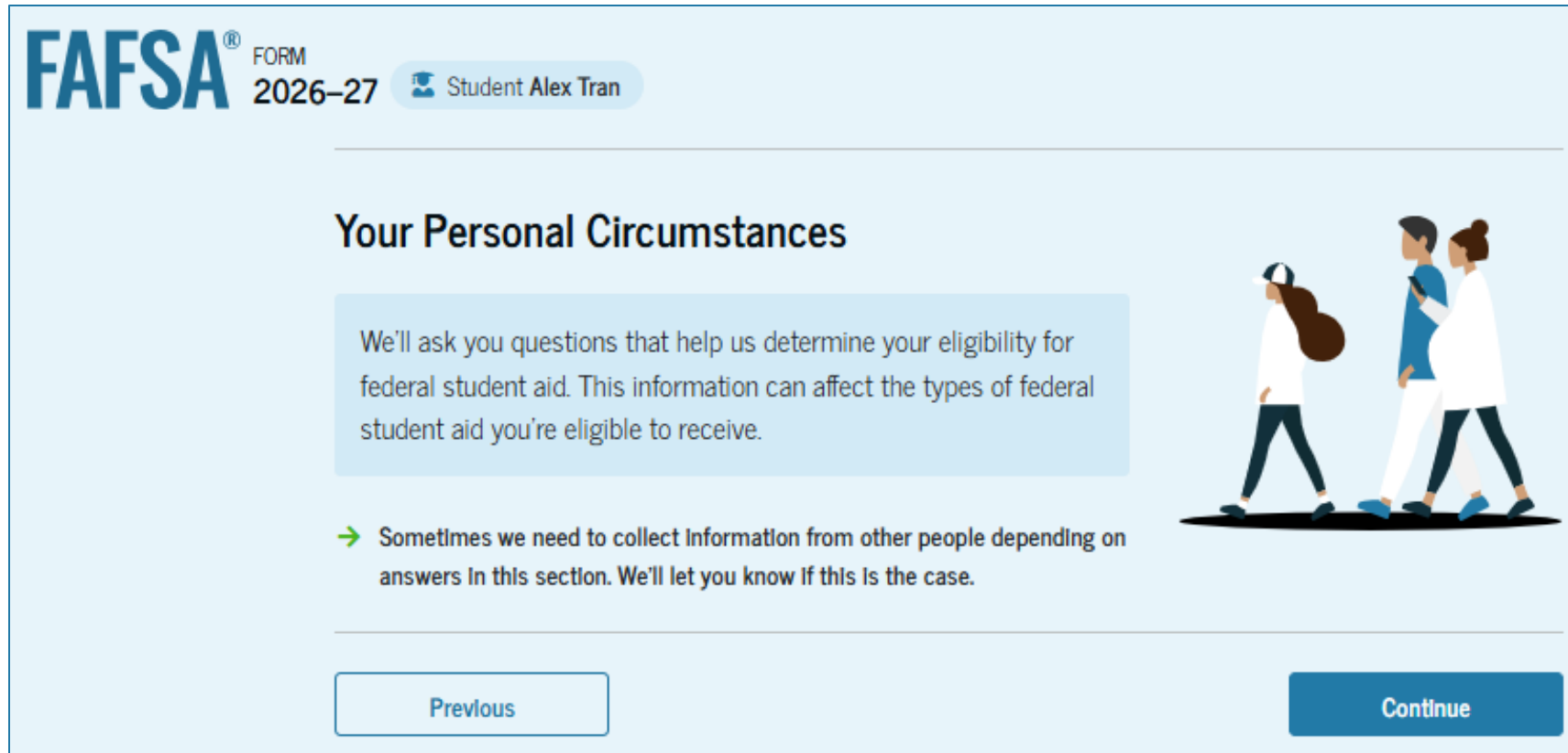
This page displays the results from the IRS import for the student. For this scenario, the student is starting a new FAFSA® form and there is no federal tax information available from the IRS.



The screenshot shows the FAFSA 2026-27 interface for Student Alex Tran. The header includes the FAFSA logo, the form year (2026-27), the student's name, and a 'Save' button. The main content area features an illustration of a laptop with a magnifying glass and a dollar sign icon. Below this, a message states: 'We're securely importing your information.' A yellow warning box contains a triangle icon and the text: 'Sorry, data could not be retrieved. Select "Continue" to proceed. We were unable to retrieve your financial information from the IRS, so you'll need to enter it yourself in the Finances section.' At the bottom, there are two buttons: 'Previous' and 'Continue'.

Introduction: Dependent Student Personal Circumstances

This is the first page within the "Your Personal Circumstances" section. It provides an overview of the section.



The screenshot shows the FAFSA 2026-27 interface. At the top left is the FAFSA logo with 'FORM 2026-27'. To its right is a user profile box labeled 'Student Alex Tran'. The main heading is 'Your Personal Circumstances'. Below this, a light blue box contains the text: 'We'll ask you questions that help us determine your eligibility for federal student aid. This information can affect the types of federal student aid you're eligible to receive.' Below this box is a green arrow icon followed by the text: 'Sometimes we need to collect information from other people depending on answers in this section. We'll let you know if this is the case.' On the right side of the page is an illustration of three people walking: a person with a backpack, a person in a blue shirt, and a person in a white lab coat. At the bottom are two buttons: 'Previous' and 'Continue'.

FAFSA[®] FORM 2026-27 Student Alex Tran

Your Personal Circumstances

We'll ask you questions that help us determine your eligibility for federal student aid. This information can affect the types of federal student aid you're eligible to receive.

→ Sometimes we need to collect information from other people depending on answers in this section. We'll let you know if this is the case.

Previous Continue

Dependent Student: Marital Status

The student is asked about their marital status. The student selects the "Single (never married)" option.

The screenshot shows the FAFSA 2026-27 form for Student Alex Tran. The form is titled "FAFSA FORM 2026-27" and includes a "Save" button and a "FAFSA Menu" icon. A progress bar at the top indicates the following steps: 1. Personal Circumstances (selected), 2. Demographics, 3. Financials, 4. Colleges, 5. Contributor Invite, and 6. Signature. The main section is titled "Student Current Marital Status" with an information icon. It contains six radio button options: "Single (never married)" (selected), "Married (not separated)", "Remarried", "Separated", "Divorced", and "Widowed". At the bottom, there are "Previous" and "Continue" buttons.

Dependent Student: College or Career School Plans

The student is asked about their college grade level for the 2026–27 school year and if the student will have their first bachelor's degree. The student selects "First year (freshman)" and "No" to the question about the student's first bachelor's degree.

FAFSA[®] FORM 2026–27 Student Alex Tran Save FAFSA Menu

1 Personal 2 Demographics 3 Financials 4 Colleges 5 Contributor Invite 6 Signature

Circumstances

Student College or Career School Plans

When the student begins the 2026–27 school year, what will their college grade level be? ⓘ

☒ First year (freshman)

☐ Second year (sophomore)

☐ Other undergraduate (junior and beyond)

☐ Master's, doctorate, or graduate certificate program (such as M.A., MBA, M.D., J.D., Ph.D., Ed.D., etc.)

When the student begins the 2026–27 school year, will they already have their first bachelor's degree? ⓘ

☐ Yes ☒ No

Previous Continue

Dependent Student: Personal Circumstances

The student is asked if any of the listed personal circumstances apply. The student selects "None of these apply."

The screenshot shows the FAFSA 2026-27 interface for Student Alex Tran. The progress bar at the top indicates the following steps: 1. Personal Circumstances (current), 2. Demographics, 3. Financials, 4. Colleges, 5. Contributor Invite, and 6. Signature. The 'Personal Circumstances' section is titled 'Student Personal Circumstances' and includes the instruction 'Select all that apply or "None of these apply."'. There are eight checkboxes with corresponding descriptions and help icons (i or ?):

- ☐ The student is currently serving on active duty in the U.S. armed forces for purposes other than training. (i)
- ☐ The student is a veteran of the U.S. armed forces. (i)
- ☐ The student has children or other people (excluding their spouse) who live with them and receive more than half of their support from the student now and between July 1, 2026, and June 30, 2027. (i)
- ☐ At any time since the student turned 13, they were an orphan (no living biological or adoptive parent). (?)
- ☐ At any time since the student turned 13, they were a ward of the court. (i)
- ☐ At any time since the student turned 13, they were in foster care. (i)
- ☐ The student is or was a legally emancipated minor, as determined by a court in their state of residence. (i)
- ☐ The student is or was in a legal guardianship with someone other than their parent or stepparent, as determined by a court in their state of residence. (i)

The final option, ☒ None of these apply., is selected. At the bottom of the form, there are 'Previous' and 'Continue' buttons.

Dependent Student: Homelessness Status

The student is asked if they were homeless or at risk of being homeless. The student selects "No."

The screenshot shows the FAFSA 2026-27 interface for Student Alex Tran. The top navigation bar includes the FAFSA logo, the form year, the student's name, a 'Save' button, and a 'FAFSA Menu' button. Below this is a progress bar with six steps: 1. Personal Circumstances (active), 2. Demographics, 3. Financials, 4. Colleges, 5. Contributor Invite, and 6. Signature. The main section is titled 'Student Homelessness' and contains the question: 'At any time on or after July 1, 2025, was the student unaccompanied and either (1) homeless or (2) self-supporting and at risk of being homeless?'. There are two radio button options: 'Yes' and 'No'. The 'No' option is selected. At the bottom, there are 'Previous' and 'Continue' buttons.

FAFSA[®] FORM 2026-27 Student Alex Tran Save FAFSA Menu

1 Personal Circumstances 2 Demographics 3 Financials 4 Colleges 5 Contributor Invite 6 Signature

Student Homelessness

At any time on or after July 1, 2025, was the student unaccompanied and either (1) homeless or (2) self-supporting and at risk of being homeless? ⓘ

☐ Yes ☒ No

Previous Continue

Dependent Student: Unusual Circumstances

The student is asked if unusual circumstances prevent them from contacting the student's parent(s).
The student selects "No."

FAFSA[®] FORM 2026-27 Student Alex Tran Save FAFSA Menu

1 Personal Circumstances 2 Demographics 3 Financials 4 Colleges 5 Contributor Invite 6 Signature

Student Unusual Circumstances

This information will help us evaluate the student's ability to pay for school.

Do unusual circumstances prevent the student from contacting their parents or would contacting their parents pose a risk to the student? ⓘ

A student may be experiencing unusual circumstances if they

- left home due to an abusive or threatening environment;
- are abandoned by or estranged from their parents;
- have refugee or asylee status and are separated from their parents, or their parents are displaced in a foreign country;
- are a victim of human trafficking;
- are incarcerated, or their parents are incarcerated, and contact with the parents would pose a risk to the student; or
- are otherwise unable to contact or locate their parents.

If the student's circumstances resulted in not having a safe and stable place to live, they may be considered a homeless youth and should review the answer to the previous question about being unaccompanied and homeless.

☐ Yes ☒ No

Previous Continue

Student Dependency Status: Dependent Student


Based on the answers provided by the student, the student is considered a dependent student. The student is asked if a financial aid administrator should determine their eligibility for a Direct Unsubsidized Loan only. This is an option if the student's parents are unwilling to provide information. The student selects "No." If the student had selected "Yes," a modal would appear to warn about missing out on other potential federal student aid.

The screenshot shows the FAFSA 2026-27 form for Student Alex Tran. The progress bar at the top indicates the following steps: 1. Personal Circumstances (active), 2. Demographics, 3. Financials, 4. Colleges, 5. Contributor Invite, and 6. Signature. The 'Your Dependency Status' section features an illustration of a student and a parent. It states: 'Dependent Student. Based on your answers, you're a dependent student. This means you must provide parent information on your FAFSA® form. This information helps determine how much federal student aid you're eligible to receive.' Below this, the 'Direct Unsubsidized Loan Only' section asks: 'Are the student's parents refusing to provide their information on this FAFSA® form?'. The response must be 'No' for Federal Pell Grant eligibility. The 'No' radio button is selected. At the bottom are 'Previous' and 'Continue' buttons.

FAFSA® FORM 2026-27 Student Alex Tran Save FAFSA Menu

1 Personal Circumstances 2 Demographics 3 Financials 4 Colleges 5 Contributor Invite 6 Signature

Your Dependency Status

 **Dependent Student**
Based on your answers, you're a dependent student. This means you must provide parent information on your FAFSA® form. This information helps determine how much federal student aid you're eligible to receive.

Direct Unsubsidized Loan Only

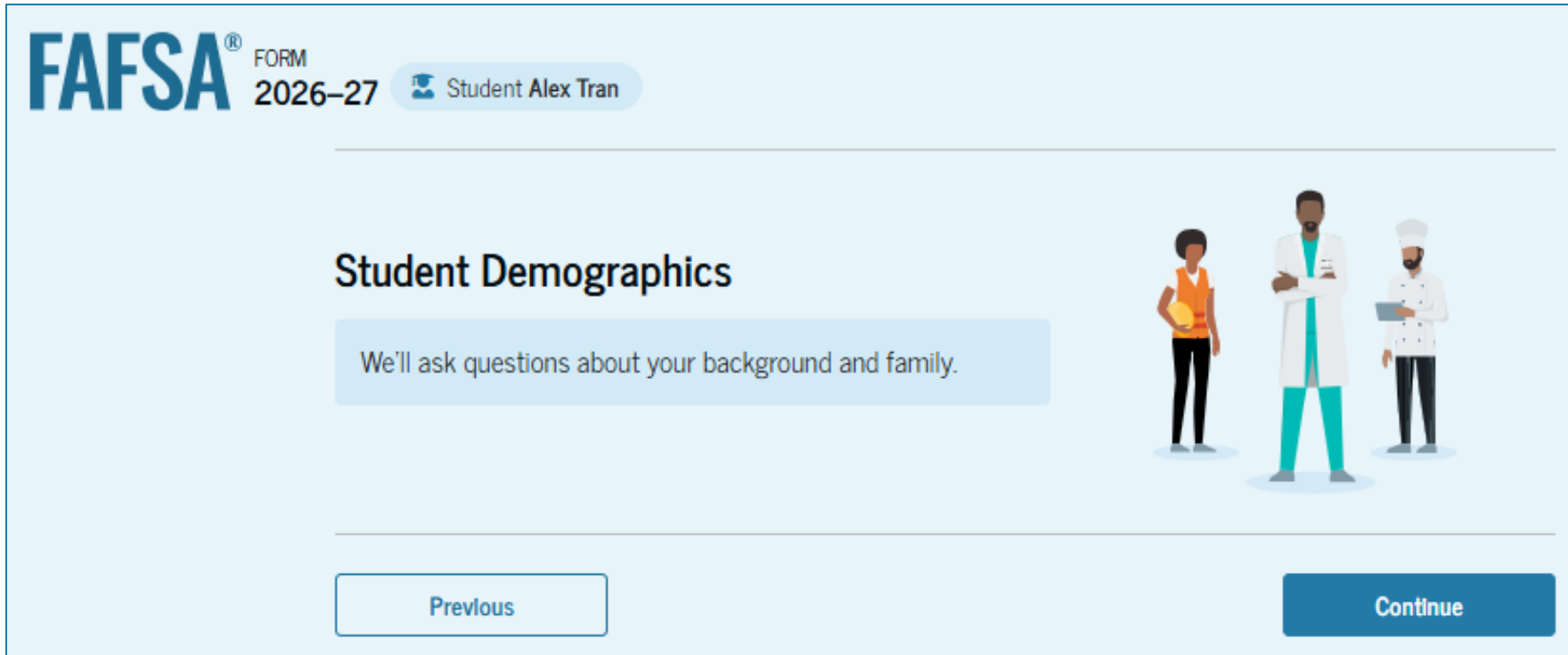
Are the student's parents refusing to provide their information on this FAFSA® form? ⓘ
This response must be "No" for the student to be considered for Federal Pell Grant eligibility and most other types of federal student aid.

☐ Yes ☒ No

Previous Continue

Introduction: Dependent Student Demographics

This is the first page within the "Student Demographics" section. It provides an overview of the section.



The screenshot shows the FAFSA 2026-27 interface. At the top left, it says "FAFSA® FORM 2026-27". To the right of this, there is a user profile icon and the name "Student Alex Tran". Below this header, the section title "Student Demographics" is displayed. Underneath the title, a light blue box contains the text "We'll ask questions about your background and family." To the right of this text is an illustration of three diverse people: a woman in an orange vest holding a yellow hard hat, a man in a white lab coat with his arms crossed, and a chef in a white uniform and hat holding a tablet. At the bottom of the page, there are two buttons: a light blue "Previous" button on the left and a dark blue "Continue" button on the right.

Dependent Student: Demographic Information

The student is asked to identify their sex. The student selects "Male."

The screenshot shows the FAFSA 2026-27 form for Student Alex Tran. The progress bar at the top indicates the following steps: 1. Personal Circumstances (completed), 2. Demographics (current step), 3. Financials, 4. Colleges, 5. Contributor Invite, and 6. Signature. The main heading is "Student Demographic Information". Below this, a green box contains the text: "Questions Used for Research Purposes Only and Do Not Affect Federal Student Aid Eligibility. Your answers will not: • affect the student's eligibility for federal student aid, • be used in any aid calculations, or • be shared with the schools to which the student applies." The question "What is the student's sex?" is displayed with a help icon. There are two radio button options: "Male" (selected) and "Female". At the bottom, there are "Previous" and "Continue" buttons.

FAFSA[®] FORM 2026-27 Student Alex Tran Save FAFSA Menu

1 Personal Circumstances 2 Demographics 3 Financials 4 Colleges 5 Contributor Invite 6 Signature

Student Demographic Information

Questions Used for Research Purposes Only and Do Not Affect Federal Student Aid Eligibility

Your answers will not

- affect the student's eligibility for federal student aid,
- be used in any aid calculations, or
- be shared with the schools to which the student applies.

What is the student's sex? ⓘ

☒ Male

☐ Female

Previous Continue

Dependent Student: Race and Ethnicity

The student is asked to identify their race.

The student selects the checkboxes that apply. After making a selection, a second drop-down box appears, and the student selects the checkboxes that apply to them.

FAFSA[®] FORM 2026-27 Student Alex Tran Save FAFSA Menu

1 Personal Circumstances 2 Demographics 3 Financials 4 Colleges 5 Contributor Invite 6 Signature

Student Race and Ethnicity ^①

Questions Used for Research Purposes Only and Do Not Affect Federal Student Aid Eligibility

Your answers will not

- affect the student's eligibility for federal student aid,
- be used in any aid calculations, or
- be shared with the schools to which the student applies.

What is the student's race and/or ethnicity?
Select all that apply and enter additional details in the spaces below.

☐ American Indian or Alaska Native

☒ Asian

☐ Chinese

☐ Asian Indian

☐ Filipino

☐ Vietnamese

☐ Korean

☐ Japanese

Other Asian (Enter, for example, Pakistani, Hmong, Afghan, etc.)

☐ Black or African American

☐ Hispanic or Latino

Dependent Student: Citizenship Status

The student is asked about their citizenship status. The student selects the "U.S. citizen or national" option.

The screenshot displays the FAFSA 2026-27 form for Student Alex Tran. The progress bar at the top indicates the following steps: 1. Personal Circumstances (completed), 2. Demographics (current step), 3. Financials, 4. Colleges, 5. Contributor Invite, and 6. Signature. The "Student Citizenship Status" section is active, showing three radio button options: "U.S. citizen or national" (selected), "Eligible noncitizen", and "Neither U.S. citizen nor eligible noncitizen". The "Previous" button is located at the bottom left, and the "Continue" button is at the bottom right.

FAFSA[®] FORM 2026-27 Student Alex Tran

Save | FAFSA Menu

1 Personal Circumstances 2 Demographics 3 Financials 4 Colleges 5 Contributor Invite 6 Signature

Student Citizenship Status ⓘ

☒ U.S. citizen or national

☐ Eligible noncitizen

☐ Neither U.S. citizen nor eligible noncitizen

Previous Continue

Dependent Student: Parent Education Status

The student is asked about their parents' education status. The student selects the "Neither parent attended college" option.

The screenshot shows the FAFSA 2026-27 interface for Student Alex Tran. The progress bar at the top indicates the following steps: 1. Personal Circumstances (completed), 2. Demographics (current step), 3. Financials, 4. Colleges, 5. Contributor Invite, and 6. Signature. The "Parent Education Status" section asks, "Did either of the student's parents attend college or complete college?" with four radio button options. The first option, "Neither parent attended college", is selected. The other options are "One or both parents attended college, but neither parent completed college", "One or both parents completed college", and "Don't know". At the bottom, there are "Previous" and "Continue" buttons.

FAFSA® FORM 2026-27 Student Alex Tran Save FAFSA Menu

1 Personal Circumstances 2 Demographics 3 Financials 4 Colleges 5 Contributor Invite 6 Signature

Parent Education Status

Did either of the student's parents attend college or complete college? ⓘ

☒ Neither parent attended college

☐ One or both parents attended college, but neither parent completed college

☐ One or both parents completed college

☐ Don't know

Previous Continue

Dependent Student: Parent Killed in Line of Duty

The student is asked if their parent was killed in the line of duty. The student selects the "No" option.

The screenshot shows the FAFSA 2026-27 application interface for Student Alex Tran. The top navigation bar includes the FAFSA logo, the form year (2026-27), the student's name, a 'Save' button, and a 'FAFSA Menu' button. Below the navigation bar is a progress indicator with six steps: 1. Personal Circumstances (checked), 2. Demographics (active), 3. Financials, 4. Colleges, 5. Contributor Invite, and 6. Signature. The main content area is titled 'Parent Killed in Line of Duty' and contains the following text: 'Was the student's parent or guardian killed in the line of duty while either (1) serving on active duty as a member of the U.S. armed forces on or after the events of 9/11, or (2) performing official duties as a public safety officer?'. Below this text is a note: 'Public safety officers include law enforcement officers, firefighters, and emergency service workers.' There are two radio button options: 'Yes' (unselected) and 'No' (selected). At the bottom of the form are two buttons: 'Previous' and 'Continue'.

FAFSA[®] FORM 2026-27 Student Alex Tran Save FAFSA Menu

1 Personal Circumstances 2 Demographics 3 Financials 4 Colleges 5 Contributor Invite 6 Signature

Parent Killed in Line of Duty

Was the student's parent or guardian killed in the line of duty while either (1) serving on active duty as a member of the U.S. armed forces on or after the events of 9/11, or (2) performing official duties as a public safety officer? ⓘ

Public safety officers include law enforcement officers, firefighters, and emergency service workers.

☐ Yes ☒ No

Previous Continue

Dependent Student: High School Completion Status

The student is asked about what their high school completion status will be when the student starts the 2026–27 school year. The student selects the "High school diploma" option.

FAFSA[®] FORM 2026–27 Student Alex Tran Save FAFSA Menu

1 Personal Circumstances 2 Demographics 3 Financials 4 Colleges 5 Contributor Invite 6 Signature

Student High School Completion Status

What will the student's high school completion status be at the beginning of the 2026–27 school year? ⓘ

☒ High school diploma

☐ State-recognized high school equivalent (e.g., GED certificate)

☐ Homeschooled

☐ None of the above

Previous Continue

Dependent Student: High School Information

Because the student selected high school diploma, the student is asked to select which high school they did or will graduate from. The student enters the high school's state and city. After selecting "Search," the student selects the correct high school from the search results.

FAFSA® FORM 2026-27 Student Alex Tran Save FAFSA Menu

1 Personal Circumstances 2 Demographics 3 Financials 4 Colleges 5 Contributor Invite 6 Signature

Student High School Information

From what high school did or will the student graduate? ⓘ

State
Alabama (AL)

City
Brantley

High School Name optional
b

Brantley High School

Previous Continue

FAFSA® FORM 2026-27 Student Alex Tran Save FAFSA Menu

1 Personal Circumstances 2 Demographics 3 Financials 4 Colleges 5 Contributor Invite 6 Signature

Student High School Information

From what high school did or will the student graduate? ⓘ

State
Alabama (AL)

City
Brantley

High School Name optional
Brantley High School

Brantley High School
Brantley, Alabama (AL)

Search Again

Previous Continue

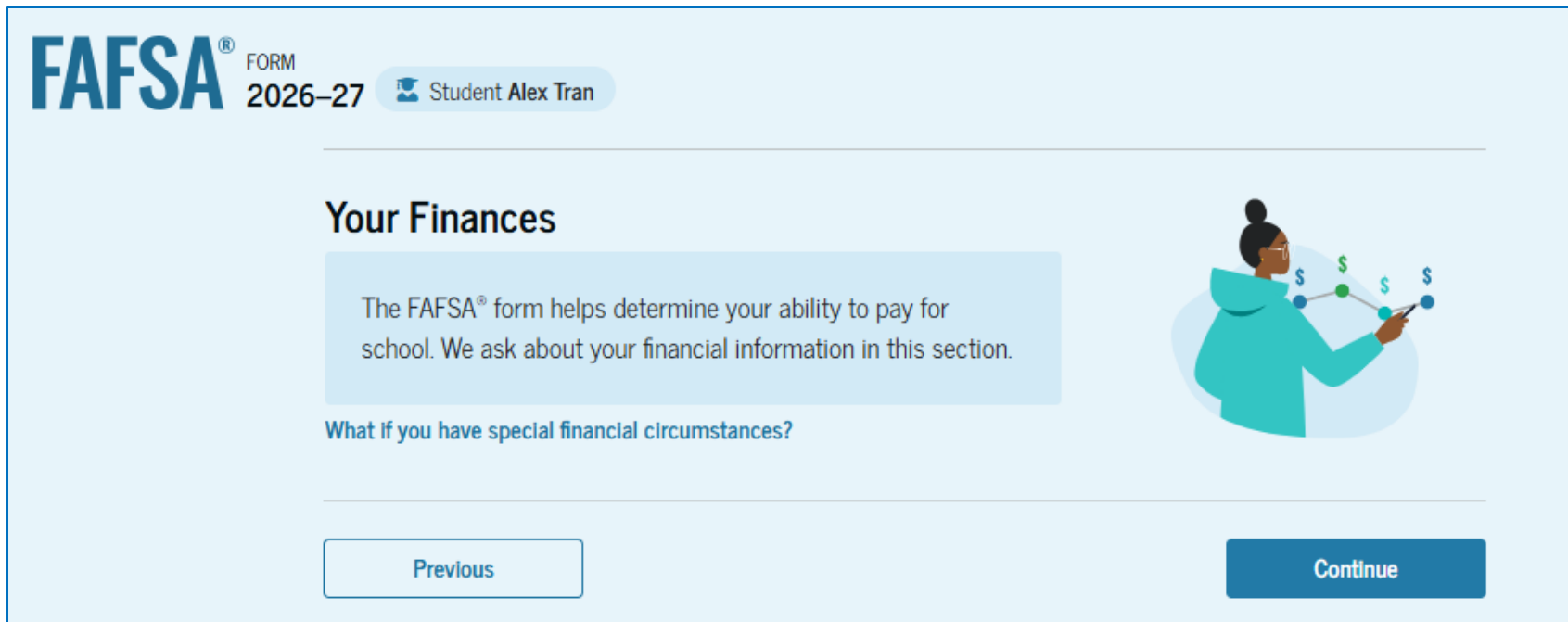
Dependent Student: Confirm High School

The student has the option to edit the high school information presented on this page by selecting "Edit," which will return the student to the high school information page. The student confirms the high school information and selects "Continue" to proceed to the next section.

The screenshot shows the FAFSA 2026-27 interface for Student Alex Tran. At the top, a progress bar indicates the current step is '2 Demographics', with previous steps '1 Personal Circumstances' and subsequent steps '3 Financials', '4 Colleges', '5 Contributor Invite', and '6 Signature'. The main heading is 'Confirm Your High School', followed by the instruction: 'Verify that your high school information below is correct. Once you're ready, select "Continue" and we'll add it to your FAFSA® form.' The form fields are: 'High School Name' (Brantley High School) with an 'Edit' link, 'City' (Brantley), and 'State' (AL). At the bottom, there are 'Previous' and 'Continue' buttons.

Introduction: Dependent Student Financials

This is the first page within the "Your Finances" section. It provides an overview of the section. The student can select the hyperlink to learn about special financial circumstances.



FAFSA[®] FORM 2026-27 Student Alex Tran

Your Finances

The FAFSA[®] form helps determine your ability to pay for school. We ask about your financial information in this section.

[What if you have special financial circumstances?](#)

[Previous](#) [Continue](#)

Dependent Student: Tax Filing Status

The student is asked about their tax filing status. The student selects "Yes" to "Did or will the student file a 2024 IRS Form 1040 or 1040-NR?"

The screenshot shows the FAFSA 2026-27 interface for Student Alex Tran. The top navigation bar includes the FAFSA logo, the text "FORM 2026-27", the student's name "Student Alex Tran", a "Save" button, and a "FAFSA Menu" button. Below the navigation bar is a progress indicator with six steps: 1. Personal Circumstances, 2. Demographics, 3. Financials (the current step), 4. Colleges, 5. Contributor Invite, and 6. Signature. The main heading is "Student Tax Filing Status". The question is "Did or will the student file a 2024 IRS Form 1040 or 1040-NR?". There are two radio button options: "Yes" (which is selected) and "No". At the bottom, there are "Previous" and "Continue" buttons.

FAFSA[®] FORM 2026-27 Student Alex Tran Save FAFSA Menu

1 Personal Circumstances 2 Demographics 3 Financials 4 Colleges 5 Contributor Invite 6 Signature

Student Tax Filing Status

Did or will the student file a 2024 IRS Form 1040 or 1040-NR? ⓘ

☒ Yes ☐ No

Previous Continue

Dependent Student: Tax Return Information

The student is asked about their 2024 tax return. The student selects "Single" as the filing status and enters dollar amounts in the other required responses.

FAFSA[®] FORM 2026-27 Student Alex Tran Save FAFSA Menu

Personal Circumstances Demographics Financials Colleges Contributor Invite Signature

Student 2024 Tax Return Information

Refer to the student's 2024 tax return to answer the following questions.
If the answer is zero or the question does not apply, enter 0.

[Where to find this information on the tax form](#)

Filing Status

☒ Single

☐ Head of household

☐ Married filing jointly

☐ Married filing separately

☐ Qualifying surviving spouse

Income Earned From Work

IRS Form 1040 (or 1040-NR); Line 1z + Schedule 1: Lines 3 + 6. If a tax form line's value is negative, treat it as zero in your calculation.

\$ 1,000 .00

Dependent Student: Tax Return Information (Continued)

The student is asked about their taxes, income, and other financial information. The student enters dollar amounts in the responses. If the student has nothing to report, the student enters the numeral zero.

Untaxed Portions of IRA Distributions

IRS Form 1040: Line 4a Minus Line 4b

\$ 0 .00

Untaxed Portions of Pensions

IRS Form 1040: Line 5a Minus Line 5b

\$ 0 .00

Adjusted Gross Income

IRS Form 1040 (or 1040-NR): Line 11

\$ 700 .00

Income Tax Paid

IRS Form 1040: Line 24. If negative, enter a zero.

\$ 234 .00

Did the student receive the Earned Income Credit (EIC)?

IRS Form 1040: Line 27

☐ Yes

☒ No

☐ Don't know

IRA Deductions and Payments to Self-Employed SEP, SIMPLE, and Qualified Plans

IRS Form 1040 Schedule 1: Total of Lines 16 + 20

\$ 0 .00

Education Credits (American Opportunity Tax Credit and Lifetime Learning Tax Credit)

IRS Form 1040 Schedule 3: Line 3 + IRS Form 1040: Line 29

\$ 0 .00

Did the student file a Schedule A, B, D, E, F, or H with their 2024 IRS Form 1040?

☐ Yes

☒ No

☐ Don't know

Net Profit or Loss From IRS Form 1040 Schedule C

IRS Form 1040 Schedule C: Line 31

\$ 0 .00

Amount of College Grants, Scholarships, or AmeriCorps Benefits Reported as Income to the IRS

Students typically answer this question with a zero because most scholarships and grants, including Federal Pell Grants, are not considered taxable income. If the student is married, include the amount their spouse reported. If the response is other than zero, the amount is typically not the same as the amount reported on IRS Form 1098-T (Box 5) or the adjusted gross income reported on the tax return.

\$ 0 .00

Foreign Earned Income Exclusion

IRS Form 1040 Schedule 1: Line 8d

\$ 0 .00

Previous

Continue

Dependent Student: Assets

The student is asked about their assets. The student enters a response in each entry field. If the student has nothing to report, the student enters the numeral zero.

FAFSA[®] FORM 2026-27 Student Alex Tran Save FAFSA Menu

Personal Circumstances Demographics Financials Colleges Contributor Invite Signature

Student Assets

Current Total of Cash, Savings, and Checking Accounts
Don't include student aid, retirement accounts, or investments.

\$ 800 .00 ⓘ

Current Net Worth of Investments, Including Real Estate
Don't include the home the student lives in. Net worth is the value of the investments minus any debts owed against them.

\$ 0 .00 ⓘ

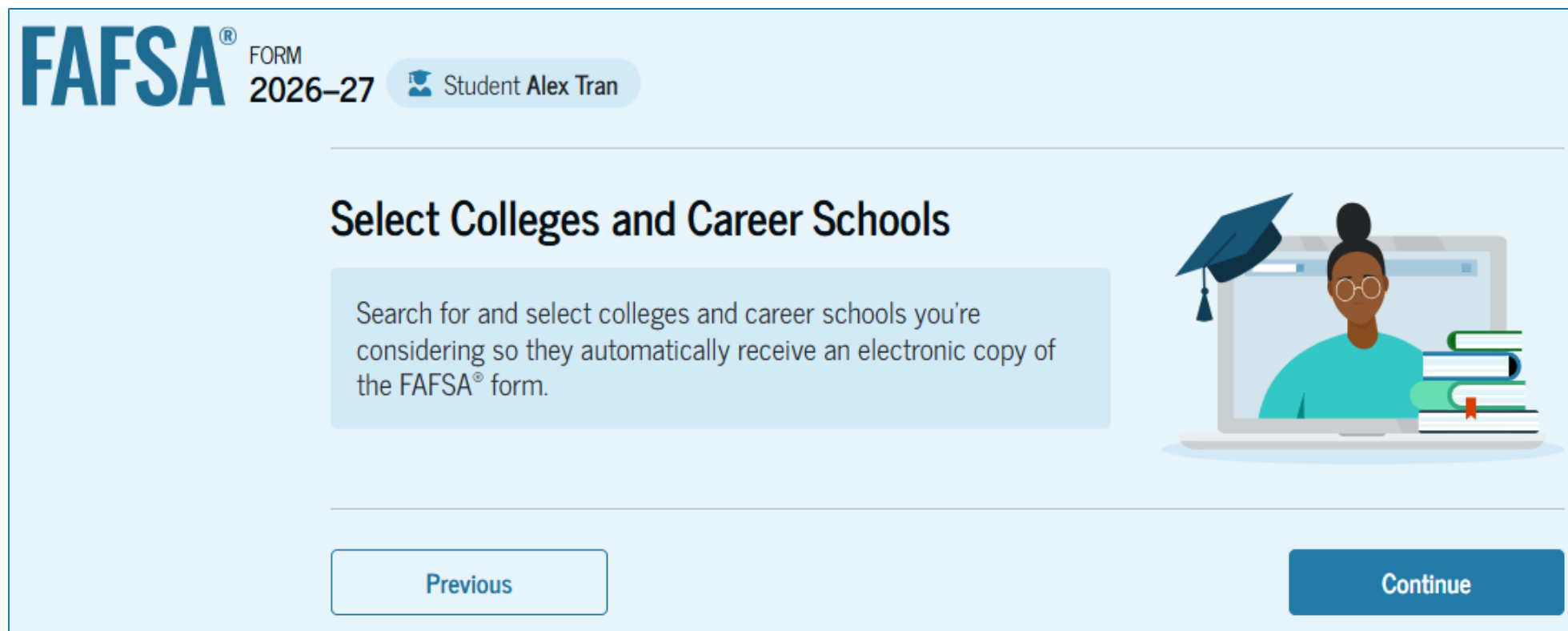
Current Net Worth of Businesses and Farms
Enter the net worth of the student's businesses and income-producing farms. Net worth is the value of the businesses and farms minus any debts owed against them. Don't include a family business with 100 or fewer full-time employees, farms where the family resides, or a commercial fishing business and related expenses.

\$ 0 .00 ⓘ

Previous Continue

Introduction: Dependent Student Select Colleges

This is the first page in the "Select Colleges and Career Schools" section. It provides an overview of the section.



The screenshot shows the FAFSA 2026-27 interface. At the top left is the FAFSA logo with 'FORM 2026-27' next to it. To the right of the logo is a user profile icon and the name 'Student Alex Tran'. Below this is a section titled 'Select Colleges and Career Schools'. Inside this section is a light blue box with the text: 'Search for and select colleges and career schools you're considering so they automatically receive an electronic copy of the FAFSA® form.' To the right of this text is an illustration of a person with glasses and a graduation cap, sitting at a desk with a laptop and a stack of books. At the bottom of the page are two buttons: 'Previous' on the left and 'Continue' on the right.

FAFSA® FORM 2026-27 Student Alex Tran

Select Colleges and Career Schools

Search for and select colleges and career schools you're considering so they automatically receive an electronic copy of the FAFSA® form.

[Previous](#) [Continue](#)

Dependent Student: College Search

The student is asked to search for the colleges, career schools, or trade schools that will receive their FAFSA® information. The student searches for a school by selecting the state from the drop-down menu and selecting "Search." If the student can't find a school searching by state, the student can search by school code.

The screenshot shows the FAFSA 2026-27 interface for Student Alex Tran. The progress bar at the top indicates the following steps: Personal Circumstances (1), Demographics (2), Financials (3), Colleges (4, currently active), Contributor Invite (5), and Signature (6). The main heading is "Where should we send the FAFSA® information?" with the instruction "Add at least one college or career school now." Below this, it states "You can add or remove schools before and after submitting your form." and provides a link for tips: "Find tips for searching for colleges or career schools." A green box shows "0 out of 20 schools selected" with a "View Selected Schools" link. The search section has two input fields: "Search by State" (with a dropdown menu showing "California (CA)") and "Enter School Code". A blue "Search" button is below the inputs. At the bottom, there are "Previous" and "Continue" buttons.

Dependent Student: College Search (Continued)

After entering a school's state and selecting "Search," the student selects the correct school(s) from the search results. Students can send their FAFSA® information to a maximum of 20 schools. The student must add at least one school to continue.

The screenshot displays a list of five schools with their names, locations, federal school codes, and selection status. The first school has a '+ Select' button, while the others have a 'Selected' button with a checkmark. Below the list is a search bar and a pagination bar with a blue circle around the number 3. At the bottom are 'Previous' and 'Continue' buttons.

School Name	Location	Federal School Code	Status
American Career College	Los Angeles, California (CA)	015829	+ Select
American Career College	Ontario, California (CA)	039713	Selected
American College of Healthcare and Techn	Riverside, California (CA)	031444	Selected
American Conservatory Theater Foundation	San Francisco, California (CA)	014545	Selected
American Film Institute	Los Angeles, California (CA)	G22220	Selected

Search and Select More Schools

< Previous 1 2 3 4 5 Next >

Previous Continue

Dependent Student: Selected Colleges

After the student selects the correct school(s) from the search results, the student can review the school(s) chosen before continuing. If 20 schools have not been selected, the student has the option to search and select more schools, and, in some states, the student has the option to reorder the list of selected schools.

The screenshot shows the FAFSA 2026-27 interface for Student Alex Tran. The progress bar at the top indicates the following steps: Personal Circumstances (1), Demographics (2), Financials (3), Colleges (4, currently active), Contributor Invite (5), and Signature (6). The main heading is "Selected Colleges and Career Schools". Below this, a message states: "These are the colleges and career schools that you've selected to receive the FAFSA® form. Review this list of schools and confirm your selection(s)."

A green box contains "School List Guidelines for Texas Residents": "To be eligible for state grant aid in Texas, you must list an eligible in-state college. The order of schools in your college list will not impact your eligibility for state aid programs."

A green pill button indicates "4 out of 20 schools selected". Below this, a section titled "Showing 1 to 4 of 4" lists the selected schools:

School Name	Federal School Code	Remove	View Information
American Career College Ontario, California (CA)	039713		View Information
American College of Healthcare and Techn Riverside, California (CA)	031444		View Information
American Conservatory Theater Foundation San Francisco, California (CA)	014545		View Information
American Film Institute Los Angeles, California (CA)	G22220		View Information

At the bottom, there is a search bar labeled "Search and Select More Schools" and two buttons: "Previous" and "Continue".

Introduction: Dependent Student Invites Contributor

This is the first page in the "Invite a Parent as a Contributor" section, which is the last student section to require information. It provides an overview of the section.

The screenshot shows the FAFSA 2026-27 interface for Student Alex Tran. At the top, a progress bar indicates the following steps: Personal Circumstances, Demographics, Financials, Colleges, Contributor Invite (current step, marked with a blue circle and number 5), and Signature (marked with a grey circle and number 6). The main heading is "Invite a Parent as a Contributor". Below this, a text box explains: "A contributor is anyone who's required to provide information on your FAFSA form. You must invite a legal parent—a biological or adoptive parent as determined by the state. Stepparents and other types of guardians do not count unless they have legally adopted the student." To the right of the text is an illustration of a man and a woman sitting on a bench, with the man holding a laptop. Below the text box, the question "Who counts as a parent on the FAFSA form?" is displayed. At the bottom, there are two buttons: "Previous" and "Continue".

Dependent Student: Invite Contributor (Continued 1 of 2)

The student is asked to enter their parent's email address to invite the parent to the FAFSA® form. After entering the email address, the student selects "Send Invite." A pop-up window appears, and the student confirms their parent's email address by selecting "Send Invite."

FAFSA® FORM 2026-27 Student Alex Tran Save FAFSA Menu

Personal Demographics Financials Colleges Contributor Invite Signature

Invite Your Parent to This FAFSA® Form

To determine your federal student aid eligibility, we need more information on your household financial situation. You'll need to invite a contributor to provide this information.

As a dependent student, you need to invite a legal parent as a contributor. You only need to invite one parent.

Who counts as a parent on the FAFSA form?

Parent

Invite a Parent Contributor

Email

599887939test@testcod.edu

Send Invite

FAFSA® FORM 2026-27 Student Alex Tran Save FAFSA Menu

Personal Demographics Financials Colleges Contributor Invite Signature

Invite Your Parent to This FAFSA® Form

To determine your federal student aid eligibility, we need more information on your household financial situation. You'll need to invite a contributor to provide this information.

As a dependent student, you need to invite a legal parent as a contributor. You only need to invite one parent.

Who counts as a parent on the FAFSA form?

Parent

Send Invite to 599887939test@testcod.edu?

We'll send an invitation link and an access code to this email address.

Go Back Send Invite

Dependent Student: Invite Contributor (Continued 2 of 2)

This page confirms the student's parent will receive an email inviting them to the student's FAFSA® form. The parent can access the form by accepting the invitation in the email. On this page, the student is also provided an invitation link and invitation code that can be shared directly with the parent.

The screenshot shows the FAFSA 2026-27 interface for Student Alex Tran. At the top, a progress bar indicates the following steps: Personal Circumstances, Demographics, Financials, Colleges, Contributor Invite (current step, marked with a blue circle and number 5), and Signature (marked with a grey circle and number 6). The main heading is 'Parent Contributor'. Below it, a green vertical bar highlights the text: 'Once your parent accepts the invitation, they can complete the parent section of this FAFSA form.' A note follows: 'They may be asked to invite their spouse as a contributor too. You can check the status of contributor invitations from the "My Activity" page.' A central white box contains the parent's email address, '599887939test@testcod.edu', and a grey button labeled 'Invite Sent'. Below this is a link 'Other Ways to Send the Invite ^'. A light blue box titled 'Copy and Send the Invite Link ⓘ' displays the URL 'www.fafsa.gov/invite/7NDNUKA' and a 'Copy Link' button. Below this box, text states 'You can also have them go to www.fafsa.gov/invite and enter code: 7NDNUKA'. At the bottom of the white box is a 'Cancel Invite' button.

Dependent Student: Review Page

The review page displays the responses that the student has provided in the FAFSA® form. The student can view all responses by selecting "Expand All" or expand each section individually. To edit a response, the student can select the question's hyperlink to be taken to the corresponding page.

The screenshot shows the FAFSA 2026-27 Review Page for Student Alex Tran. The page has a light blue header with the FAFSA logo, the form year (2026-27), the student's name (Student Alex Tran), and links for Save and FAFSA Menu. Below the header, there is a section titled "Continue To Sign Your Form" with a summary of the information provided and a "Continue" button. To the right of this section is an illustration of two people riding bicycles. Below this is a "Scroll To Continue" section with a green checkmark and instructions to scroll to the bottom of the page and select "Continue." Then, sign your section of the FAFSA form. Below this is a "Student Sections" section with a "Expand All" link. The sections listed are: Introduction Personal Identifiers, Section 1 Personal Circumstances, Section 2 Demographics, Section 3 Financials, and Section 4 Colleges. Each section has a green checkmark and a circular arrow icon. Below the Student Sections is a "Contributor Section" with a link to "Manage Contributor Information". It states "This Section is Shared with 1 Contributor(s)". Below this is a table with columns for Contributor(s), Role, Invite Code, and Status. The table contains one row with the contributor 599887939test@testcod.edu, Role Parent, Invite Code 7N0NUKA, and Status Invite Sent. At the bottom of the page are "Previous" and "Continue" buttons.

FAFSA® FORM 2026-27 Student Alex Tran Save FAFSA Menu

Continue To Sign Your Form

Here's a summary of the information you provided on the FAFSA® form. Continue once you're ready to submit.

Scroll To Continue

After reviewing your answers, scroll to the bottom of the page and select "Continue." Then, sign your section of the FAFSA form.

Student Sections Expand All

- Introduction Personal Identifiers
- Section 1 Personal Circumstances
- Section 2 Demographics
- Section 3 Financials
- Section 4 Colleges

Contributor Section

This Section is Shared with 1 Contributor(s) Manage Contributor Information

Contributor(s)	Role	Invite Code	Status
599887939test@testcod.edu	Parent	7N0NUKA	Invite Sent

Previous Continue

Dependent Student: Signature

On this page, the student reviews the terms and conditions of the FAFSA® form and what they'll agree to when the student signs the form.

The screenshot shows the FAFSA 2026-27 interface for Student Alex Tran. At the top, a progress bar indicates the following steps: Personal Circumstances, Demographics, Financials, Colleges, Contributor Invite, and Signature (the current step, marked with a '6'). The page title is 'Sign and Complete Your Section'. A green-bordered box contains a 'Summary' section with the following text: 'This page confirms that you understand the terms and conditions of the FAFSA® form and filled out the form accurately to the best of your ability.' and 'The FAFSA form is a legal document you will electronically sign with your StudentAid.gov account username and password (FSA ID). Because your FSA ID is associated with your personal information, do not share it with anyone.' Below this, a paragraph states: 'By signing this application electronically using your FSA ID, YOU, THE STUDENT, certify that you'. This is followed by a bulleted list of five conditions: 'will use federal and/or state student aid only to pay the cost of attending an institution of higher education,', 'are not in default on a federal student loan or have made satisfactory arrangements to repay it,', 'do not owe money back on a federal student grant or have made satisfactory arrangements to repay it,', 'will notify your school if you default on a federal student loan, and', and 'will not receive a Federal Pell Grant from more than one school for the same period of time.' At the bottom, another paragraph states: 'By signing this application electronically using your StudentAid.gov account username and password, you certify that all of the information you provided is true and complete to the best of your knowledge and you agree, if asked, to provide'.

FAFSA® FORM 2026-27 Student Alex Tran Save FAFSA Menu

Personal Circumstances Demographics Financials Colleges Contributor Invite **6 Signature**

Sign and Complete Your Section ①

Summary

This page confirms that you understand the terms and conditions of the FAFSA® form and filled out the form accurately to the best of your ability.

The FAFSA form is a legal document you will electronically sign with your StudentAid.gov account username and password (FSA ID). Because your FSA ID is associated with your personal information, do not share it with anyone.

By signing this application electronically using your FSA ID, YOU, THE STUDENT, certify that you

- will use federal and/or state student aid only to pay the cost of attending an institution of higher education,
- are not in default on a federal student loan or have made satisfactory arrangements to repay it,
- do not owe money back on a federal student grant or have made satisfactory arrangements to repay it,
- will notify your school if you default on a federal student loan, and
- will not receive a Federal Pell Grant from more than one school for the same period of time.

By signing this application electronically using your StudentAid.gov account username and password, you certify that all of the information you provided is true and complete to the best of your knowledge and you agree, if asked, to provide

Dependent Student: Signature (Continued)

This is a continuation of the student signature page. After agreeing to the terms and conditions of the FAFSA® form and digitally signing, the student is able to submit their sections of the FAFSA form. Since parent information has not been provided, the FAFSA form is not considered complete and can't be processed yet.

By signing this application electronically using your StudentAid.gov account username and password, you certify that all of the information you provided is true and complete to the best of your knowledge and you agree, if asked, to provide

- information that will verify the accuracy of your completed form, and
- U.S. or foreign income tax forms that you filed or are required to file.

You also certify that you understand that the secretary of education has the authority to verify information reported on your application.

If you sign this application or any document related to the federal student aid programs electronically using a username and password, and/or any other credential, you certify that you are the person identified by the username and password, and/or any other credential and have not disclosed that username and password, and/or any other credential to anyone else. If you purposefully give false or misleading information, including applying as an independent student without meeting the unusual circumstances required to qualify for such a status, you may be subject to criminal penalties under 20 U.S.C. 1097, which may include a fine up to \$20,000, imprisonment, or both.

Additionally, by signing this application electronically using your FSA ID, you authorize the U.S. Department of Education to disclose all information provided on this application, as required under Section 483(a)(2)(D)(i) of the *Higher Education Act of 1965*, as amended, to the institutions you have identified herein, state higher education agencies (in your state of residence and the states in which the institutions identified herein are located), and designated scholarship organizations to assist with the application, award, and administration of federal, state, or institutional financial aid programs and designated scholarship programs. Notwithstanding this authorization, the name of an institution that you select to authorize such disclosure shall not be shared with any other institution.

Sign Your FAFSA® Form

☒ I, Alex Tran, agree to the terms outlined above.

Previous Sign

Dependent Student: Section Complete

Upon digitally signing the student section, the student is presented with the "Pending Submission" page. The student is reminded that their FAFSA® form is not completed and can't be submitted until the parent completes the contributor section of the form and signs it. This page also displays next steps the student can take, including tracking and managing their form.

FAFSA FORM 2026-27 Student Alex Tran Save FAFSA Menu

Student Section 2 Parent Section

Pending Submission

Check With Your Contributor

Parent Contributors

Requirements for Dependent Students
Your FAFSA® form can't be submitted until your contributor(s) fill out their section of the form and sign it. The last contributor to sign will be able to submit the form for processing.

Contributor(s)	Role	Invite Code	Status
599887939test@testcod.edu	Parent	7NDNUKA	Invite Sent

[Manage Invitations](#)



Track and Manage Your FAFSA® Form and Contributors
Your application has been added to the "My Activity" page in your StudentAid.gov account. Visit this page to keep track of your FAFSA status; review, edit, or delete information on your form; and monitor the status of your contributor(s).

[View Status](#)


Dependent Student: Section Complete (Continued)


This is a continuation of the student section complete page. This page displays information for the student about next steps, including checking their email and a reminder that their FAFSA® form is not completed and can't be submitted until the parent completes the contributor section of the form and signs it. Next, in this scenario, the invited parent will enter the FAFSA form and complete the parent section.

Here's What You Can Do Next

-  **Check Your Email**
You'll receive an email version of this page at the following email address:
599887938test@testcod.edu.
-  **Your FAFSA® Form Still Needs Contributor Information**
The contributor(s) you selected will receive an email invitation to join your form.

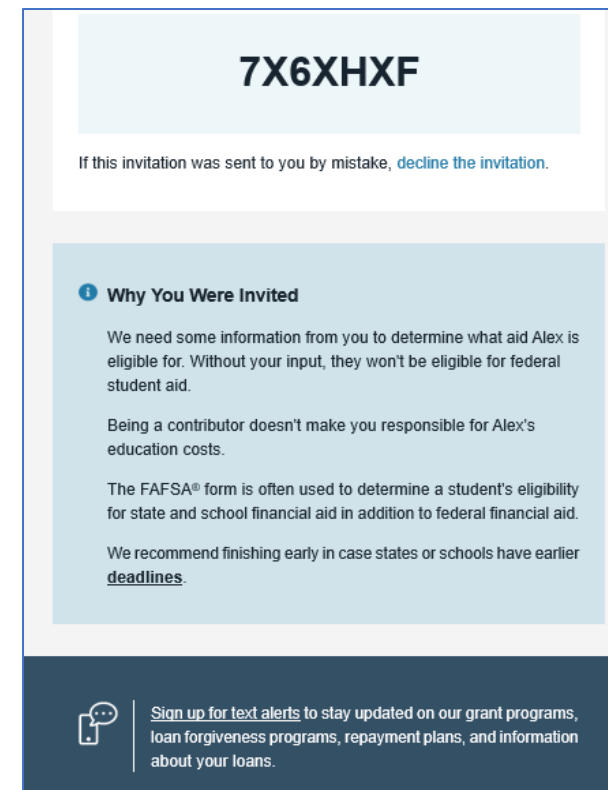
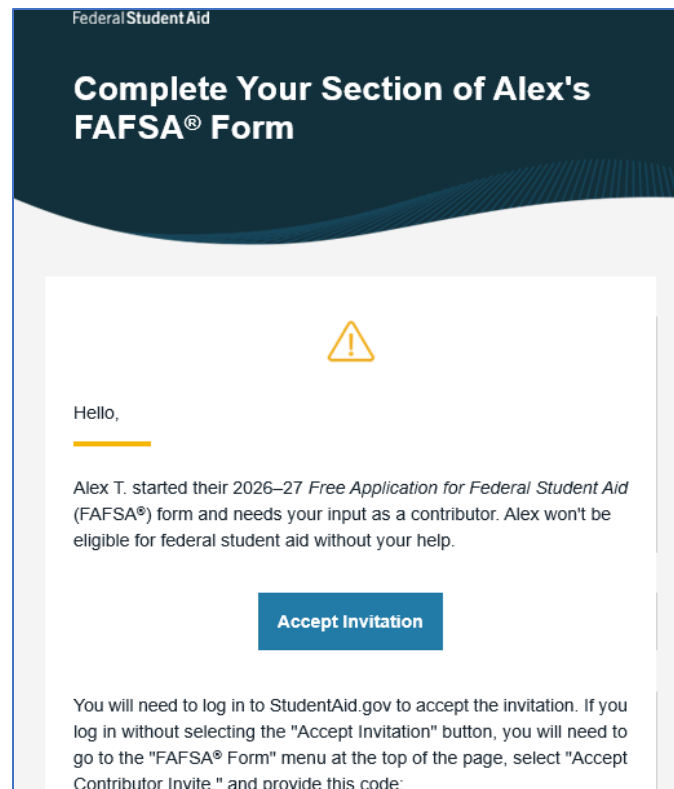
Things You Should Know

 **View Your FAFSA® Submission Summary**
Once your application is complete and submitted, you can view your FAFSA Submission Summary, a summary of the information you provided on your FAFSA form. You'll be able to access the FAFSA Submission Summary one to three days after you submit your application by logging back in with your account username and password (FSA ID).

 **Questions About The FAFSA® Process?**
Visit the "FAFSA Help" page for more information.
[Get Help](#)

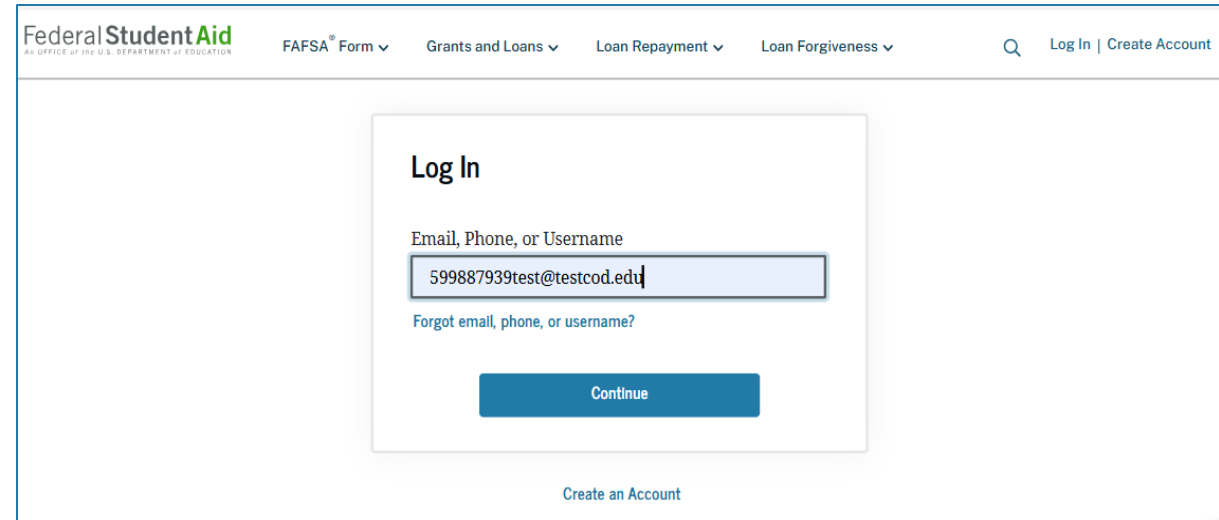
Dependent Student: Parent Email

This is NOT a view within StudentAid.gov or the FAFSA® form. This view demonstrates a parent opening the FAFSA invitation from their email. The parent selects "Accept Invitation" and is taken to StudentAid.gov.

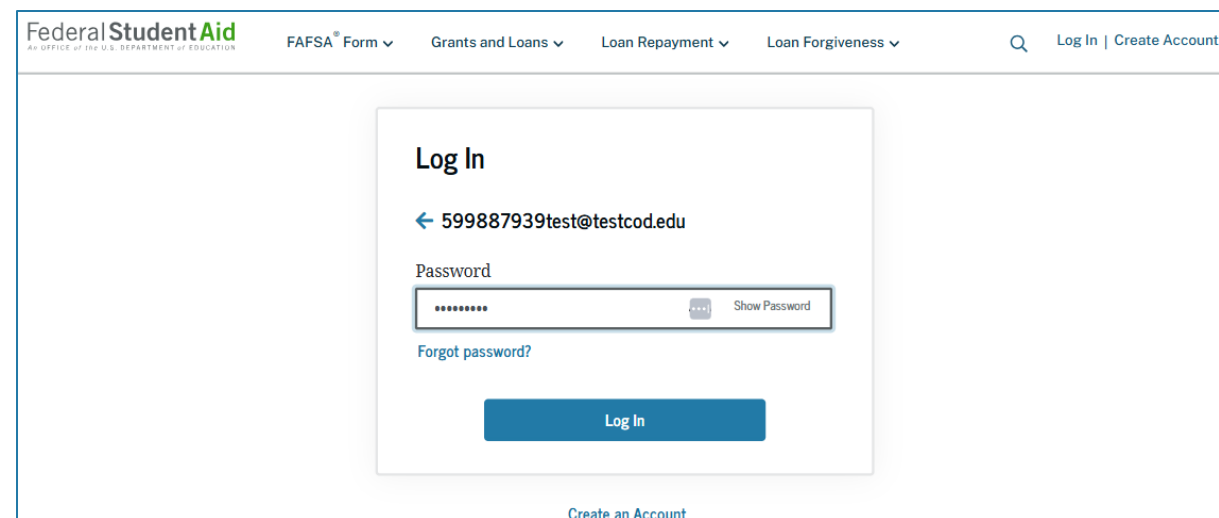


Dependent Student: Parent Log-in

The parent is taken from their email to the "Log In" page to enter their credentials. To access the FAFSA® form, all users are required to have a StudentAid.gov account username and password. If the parent doesn't have a username and password, they can select "Create an Account."



The screenshot shows the Federal Student Aid website's "Log In" page. The header includes the Federal Student Aid logo, navigation links for FAFSA Form, Grants and Loans, Loan Repayment, and Loan Forgiveness, and a search icon. The main content area has a "Log In" heading, a text input field for "Email, Phone, or Username" containing "599887939test@testcod.edu", a link for "Forgot email, phone, or username?", a blue "Continue" button, and a link at the bottom to "Create an Account".



The screenshot shows the Federal Student Aid website's "Log In" page. The header is identical to the previous screenshot. The main content area has a "Log In" heading, a link to the email "599887939test@testcod.edu", a "Password" label, a text input field for the password (displayed as dots), a "Show Password" link, a link for "Forgot password?", a blue "Log In" button, and a link at the bottom to "Create an Account".

Dependent Student: Parent Accepts Invitation

After logging in, the parent is taken to the "Accept 2026–27 FAFSA® Invitation" page. The invitation code from the parent's email automatically fills in the text box if the parent used the link from the email.

← FAFSA Home Page

Accept 2026–27 FAFSA® Invitation

Enter the code you received for the FAFSA form.

Invitation Code

Submit

Need to accept an Invitation for a different year?

Go to [My Activity](#) where you can find any existing invitations for an earlier year FAFSA form.

Don't have an Invitation code?

Speak with the person who invited you to the form and ensure they have sent it to your email. Check your inbox for your invitation code.

Dependent Student: Parent Accepts Invitation (Continued)

When the parent selects "Submit," a pop-up window appears, confirming the student's name and reminding the parent that their personal information is needed to fill out the student's FAFSA® form. The parent selects "Accept" to agree to sharing their information and enters the FAFSA form.

The screenshot shows the FAFSA Home Page with the heading "Accept 2026-27 FAFSA® Invitation". Below this, it says "Enter the code you received for the FAFSA form." There is a text input field labeled "Invitation Code" containing the text "7NDNUKA". A blue "Submit" button is visible. A white pop-up window is overlaid on the page with the title "By Accepting This Invitation to Alex T's FAFSA Form You Agree To Share Your Information". The pop-up text reads: "We will need to use some personal information we already have on file about you in order to fill out the necessary steps in this FAFSA® form." At the bottom of the pop-up are two buttons: "Decline" and "Accept".

Dependent Student: Parent Onboarding (1 of 4)

When the parent enters a 2026–27 FAFSA® form for the first time, they are taken through the FAFSA onboarding process. The first onboarding page provides an introduction of the FAFSA form and an accompanying video.

The screenshot shows the FAFSA 2026-27 Parent Onboarding page for a parent of Alex Tran. The page is titled "Understanding the FAFSA® Form" and is the first of four steps. It explains that the FAFSA form is used to apply for federal student aid and lists the information needed to complete it. A video player is embedded at the bottom, showing a video titled "What is FAFSA® and why is it important?".

FAFSA® FORM 2026–27 Parent of Alex Tran

Understanding the FAFSA® Form

1 of 4

What is the FAFSA® form?

Use the *Free Application for Federal Student Aid* (FAFSA®) form to apply for grants, scholarships, work-study funds, and loans for college, career school, or graduate school.

You might need the following information or documents as you fill out the FAFSA form:

- Tax returns
- Records of child support received
- Current balances of cash, savings, and checking accounts
- Net worth of investments, businesses, and farms

What Is FAFSA®?

What is FAFSA® and why is it important?

Watch on YouTube

Previous Continue

Dependent Student: Parent Onboarding (2 of 4)

The second FAFSA® onboarding page provides information and a video about contributors that may be required to participate on the student's FAFSA form. This page also provides information on how the parent will invite contributors to the FAFSA form.

FAFSA® FORM 2026-27 Parent of Alex Tran

Understanding the FAFSA® Form

2 of 4

Contributors to the FAFSA® Form

Who Is a Contributor on the FAFSA® Form?

Who is a contributor on the FAFSA® form?

Watch on YouTube

Parents or Spouses

Answers on the FAFSA form will determine if you and your spouse are identified as contributors. As a contributor, you'll complete your own sections of the form and need to provide your personal and financial information. Being a contributor doesn't make you financially responsible for the student's education.

How To Invite

Contributors will need to log in with their own StudentAid.gov account username and password to provide their information. To invite the student to a FAFSA form, you'll need to provide their name, date of birth, Social Security number, and email address. To invite your spouse to a FAFSA form, you'll need to provide their email address.

Which parent is considered a contributor? ▾

Previous Continue

Dependent Student: Parent Onboarding (3 of 4)

The third FAFSA® onboarding page provides information about what the parent can expect when completing the student's FAFSA form. This includes information about consent and approval, a time estimate to complete the form, and a note that the parent can save the form and return later if needed, along with an accompanying video.

The screenshot shows the FAFSA 2026-27 Parent Onboarding page for a parent of Alex Tran. The page is titled "Understanding the FAFSA® Form" and is the 3 of 4 steps. The main heading is "What To Expect" with a subtext "How long will this take? 30 minutes". The text explains that every contributor must provide consent and approval for the student to be eligible for federal student aid, and that the parent's consent and approval will be used to obtain federal tax information automatically from the IRS. It also states that the form can be saved and returned to later if needed. Below the text is a video player showing a video titled "What Does It Mean To Provide Consent and Approval on the FAFSA® form?". The video player includes a "Share" button and a "Watch on YouTube" button. At the bottom of the page are "Previous" and "Continue" buttons.

FAFSA® FORM 2026-27 Parent of Alex Tran

Understanding the FAFSA® Form

3 of 4

What To Expect

How long will this take? 30 minutes

Every contributor must provide consent and approval for the student to be eligible for federal student aid. With your consent and approval, we can obtain your federal tax information automatically from the IRS to help you complete your section of the student's FAFSA® form.

You can save the form and return to it later if you need more time.

What Does It Mean To Provide Consent and Approval on the FAFSA® form?

Watch on YouTube

Learn about [how we use the information we collect](#) on the FAFSA form.

Previous Continue

Dependent Student: Parent Onboarding (4 of 4)

The last onboarding page provides information and a video about what to expect once the FAFSA® form is completed, submitted, and processed. On this page, the parent selects "Start FAFSA Form" to begin the parent section.

FAFSA® FORM 2026-27 Parent of Alex Tran

Understanding the FAFSA® Form

4 of 4

After Submitting the FAFSA® form

Once the student's FAFSA form is submitted, the student will need to check on its status and make corrections, if required.

What Happens After Submitting Your FAFSA...

What Happens After Submit Your FAFSA® Form?

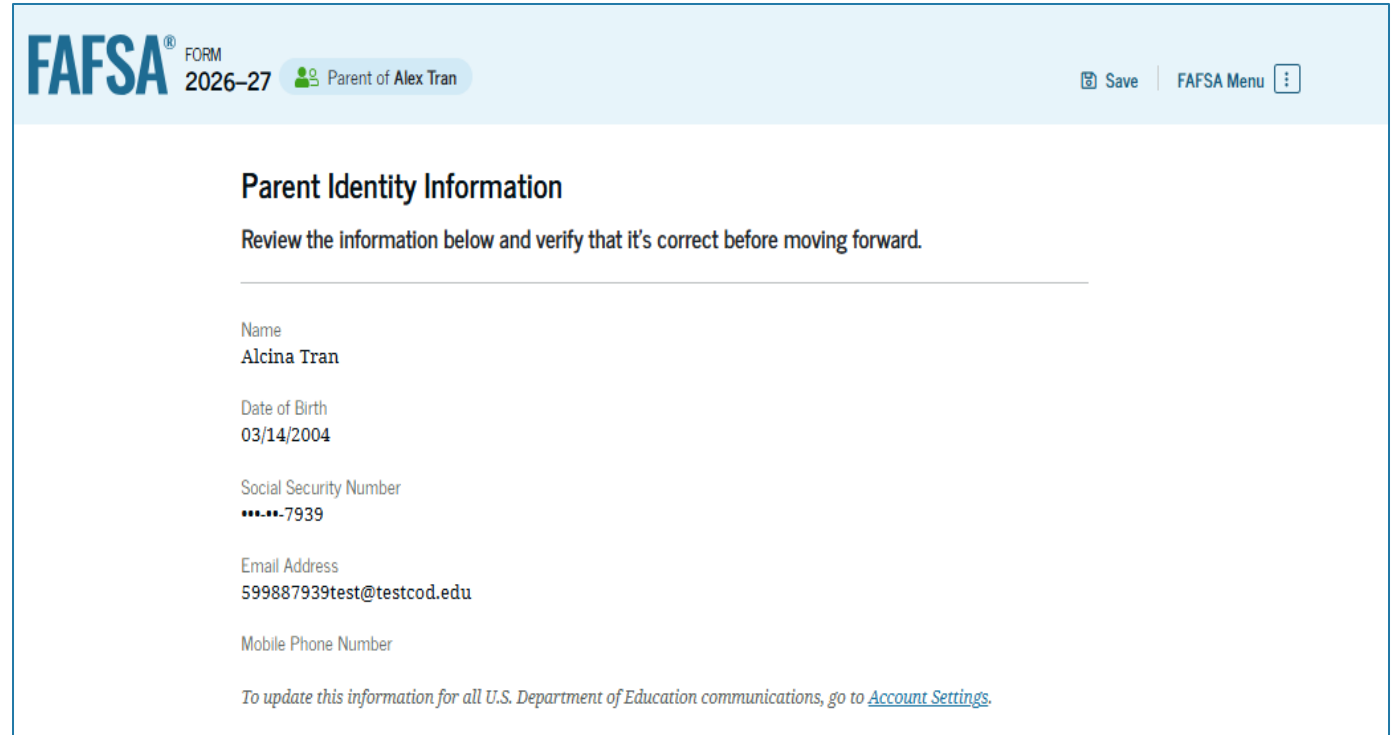
Watch on YouTube

- The student's form will be processed in one to three days.
- The student will be able to view their FAFSA Submission Summary. It will include their Student Aid Index (SAI), an index number used to determine federal student aid eligibility.
- Schools will use the student's SAI to create their financial aid offer that explains the types and amounts of aid they are offering to the student. Most schools only send an aid offer when they accept a student for admission.

Previous Start FAFSA Form

Dependent Student: Parent Identity Information

This is the first page within the parent section. The parent can verify that the personal information is correct. To update any of the personal information, the parent must access their account settings on StudentAid.gov.



The screenshot shows the FAFSA 2026-27 Parent Identity Information page. The header includes the FAFSA logo, the form year 2026-27, and the user's role as 'Parent of Alex Tran'. There are 'Save' and 'FAFSA Menu' buttons in the top right. The main heading is 'Parent Identity Information', followed by a instruction to review and verify the information. The form fields are: Name (Alcina Tran), Date of Birth (03/14/2004), Social Security Number (masked as ***-**-7939), Email Address (599887939test@testcod.edu), and Mobile Phone Number (empty). A footer note directs the user to 'Account Settings' for updates.

FAFSA[®] FORM 2026-27 Parent of Alex Tran Save FAFSA Menu

Parent Identity Information

Review the information below and verify that it's correct before moving forward.

Name
Alcina Tran

Date of Birth
03/14/2004

Social Security Number
***-**-7939

Email Address
599887939test@testcod.edu

Mobile Phone Number

To update this information for all U.S. Department of Education communications, go to [Account Settings](#).

Dependent Student: Parent Identity Information (Continued)

This is a continuation of the first page within the parent section. The parent can verify their mailing address on this part of the page. To update this information, the parent must access their account settings on StudentAid.gov.

Permanent Mailing Address
Include apartment number.
200 Ave

City
Austin

State
TX

Zip Code
22828

Country ?
United States (US)

Continue

Dependent Student: Parent Provides Consent and Approval

This page informs the parent about consent, approval, and the use of their federal tax information. Once the parent provides consent and approval, their federal tax information is transferred directly from the IRS into the FAFSA® form to help complete the "Parent Finances" section.

The screenshot shows the FAFSA 2026-27 interface for the parent of Alex Tran. The page title is "Provide Consent and Approval or the Student Won't Be Eligible for Federal Student Aid". A green box contains a "Summary" section explaining that consent and approval are needed to retrieve federal tax information from the IRS. It lists three key points: getting 2024 tax return information for the 2026-27 FAFSA form, that tax return information is required to complete the FAFSA form, and that federal tax information is used to determine the student's eligibility for federal student aid. Below the summary, there is a consent statement: "By accepting below, I consent to the disclosure of information about me, and affirmatively approve of" followed by a bulleted list: "the receipt and use of my federal tax information, and" and "the redisclosure of my federal tax information by the U.S. Department of Education (ED), as described herein." At the bottom, it says "By accepting below, I consent to and affirmatively approve of, as applicable, the following:" followed by a numbered list item 1: "ED may disclose my Social Security number/Individual Taxpayer Identification Number, last name, date of birth, unique identifier, the tax year for which federal tax information is required, and the date and timestamp of my approval for the use of my federal tax information in determining eligibility by ED for which approval is provided to the U.S. Department of the Treasury, Internal Revenue Service (IRS). I understand that in response to such a request from ED, the IRS shall then disclose my federal tax information to 'authorized persons' (i.e., specifically designated officers and employees of ED and its contractors [as defined in 26 U.S.C. § 6103(l)(13)(E)]) for the purpose of determining eligibility for and the amount of federal student aid under a program authorized under subpart 1 of part A, part C, or part D of Title IV of the Higher Education Act of 1965, as amended, for myself or an applicant for federal student aid."

FAFSA® FORM 2026-27 Parent of Alex Tran Save FAFSA Menu

Provide Consent and Approval or the Student Won't Be Eligible for Federal Student Aid

Summary

Your consent and approval are needed to retrieve and disclose federal tax information. With your consent and approval, we can obtain tax return information automatically from the IRS to help you complete your section of the student's FAFSA® form. If you don't provide consent and approval, the student will not be eligible for federal student aid, including grants and loans. You must provide consent and approval even if you didn't file a U.S. federal tax return or any tax return.

- Get your 2024 tax return information for the 2026-27 FAFSA form.
- Federal tax information is used to determine the student's eligibility for federal student aid.
- Tax return information is required to complete the FAFSA form.

By accepting below, I consent to the disclosure of information about me, and affirmatively approve of

- the receipt and use of my federal tax information, and
- the redisclosure of my federal tax information by the U.S. Department of Education (ED), as described herein.

By accepting below, I consent to and affirmatively approve of, as applicable, the following:

1. ED may disclose my Social Security number/Individual Taxpayer Identification Number, last name, date of birth, unique identifier, the tax year for which federal tax information is required, and the date and timestamp of my approval for the use of my federal tax information in determining eligibility by ED for which approval is provided to the U.S. Department of the Treasury, Internal Revenue Service (IRS). I understand that in response to such a request from ED, the IRS shall then disclose my federal tax information to "authorized persons" (i.e., specifically designated officers and employees of ED and its contractors [as defined in 26 U.S.C. § 6103(l)(13)(E)]) for the purpose of determining eligibility for and the amount of federal student aid under a program authorized under subpart 1 of part A, part C, or part D of Title IV of the Higher Education Act of 1965, as amended, for myself or an applicant for federal student aid.

Dependent Student: Parent Provides Consent and Approval (Continued)

This is a continuation of the consent and approval page. The parent can expand and collapse FAQs about consent and approval. The parent selects "Approve" to provide consent and approval and is taken to the next page.

- o State higher education agencies
 - o Scholarship organizations designated prior to Dec. 19, 2019, by the secretary of education
 - o Contractors of institutions of higher education and state higher education agencies to administer aspects of the institution's or state agency's activities for the application, award, and administration of such financial aid
4. ED may redisclose my federal tax information to another FAFSA applicant's FAFSA form(s) for which I elect to participate. By accepting an invitation and affirmation to participate in another individual's FAFSA form, my federal tax information will be redisclosed to the additional application. I understand that I may decline an invitation to participate, which will prevent the transfer of my federal tax information to that FAFSA form.

By consenting and providing my affirmative approval, I further understand the following:

1. My consent and affirmative approval are required, as a condition of my eligibility or the eligibility of a FAFSA applicant who has requested that I share my federal tax information on their FAFSA form, for federal student aid under a program authorized under subpart 1 of part A, part C, or part D of Title IV of the Higher Education Act of 1965, as amended, even if I did not file a U.S. federal tax return.
2. I am providing my written consent for the redisclosure of my federal tax information by ED to include, but not limited to, institutions of higher education, state higher education agencies, designated scholarship organizations, their respective contractors and auditors, other family members participating in the FAFSA form, Office of Inspector General, under 26 U.S.C. § 6103(l) (13)(D), and with my further express written consent obtained by an institution of higher education, the redisclosure of FAFSA information pursuant to the terms and conditions of 20 U.S.C. § 1098h(c).
3. Any federal tax information received from the IRS at a later date shall supersede any manually entered financial or income information on the FAFSA form.
4. ED may request updated federal tax information from the IRS once my consent and approval are provided. If federal tax information has changed (e.g., amended tax return filed with revised information), then eligibility for and amounts of federal, state, and institutional financial aid may change.
5. If I do not consent to the redisclosure of my federal tax information to institutions of higher education, state higher education agencies, designated scholarship organizations, and their respective contractors, ED will be unable to calculate my eligibility for federal student aid or the eligibility of a FAFSA applicant who has requested that I share my federal tax information on their FAFSA form.

By accepting below, I consent electronically to the use of my StudentAid.gov account username and password (FSA ID) as my signature and certify under penalty of perjury under the laws of the United States of America, that the foregoing is true and correct. I understand that any falsification of this statement is punishable under the provisions of 18 U.S.C. § 1001 by a fine, imprisonment of not more than five years, or both, and that the knowing and willful request for or acquisition of records pertaining to an individual under false pretenses is a criminal offense under the Privacy Act of 1974, subject to a fine of not more than \$5,000 fine (5 U.S.C. § 552(a)(3)). By accepting and submitting my part of the FAFSA, my execution (including date and time) of consent and approval will be logged in ED's Person Authentication Service System of Record (18-11-12).

Frequently Asked Questions

Who should provide consent and approval?



If I'm married and didn't file a joint tax return with my current spouse, does my spouse have to provide consent and approval for you to access their tax information?



What happens after I provide consent and approval?



What happens if I decline consent and approval?



Select "Approve" to consent and approve for the use of your federal tax information to determine the student's eligibility for federal student aid. If you select "Decline," the student will not be eligible for federal student aid.

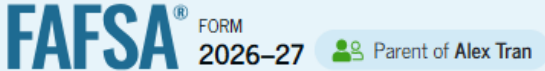
Previous

Decline

Approve


Dependent Student: Parent Imports IRS Information

This page imports the parent's federal tax information by directly transferring it from the IRS into the FAFSA® form to help complete the "Parent Finances" section.



FAFSA® FORM 2026-27 Parent of Alex Tran

Save | FAFSA Menu



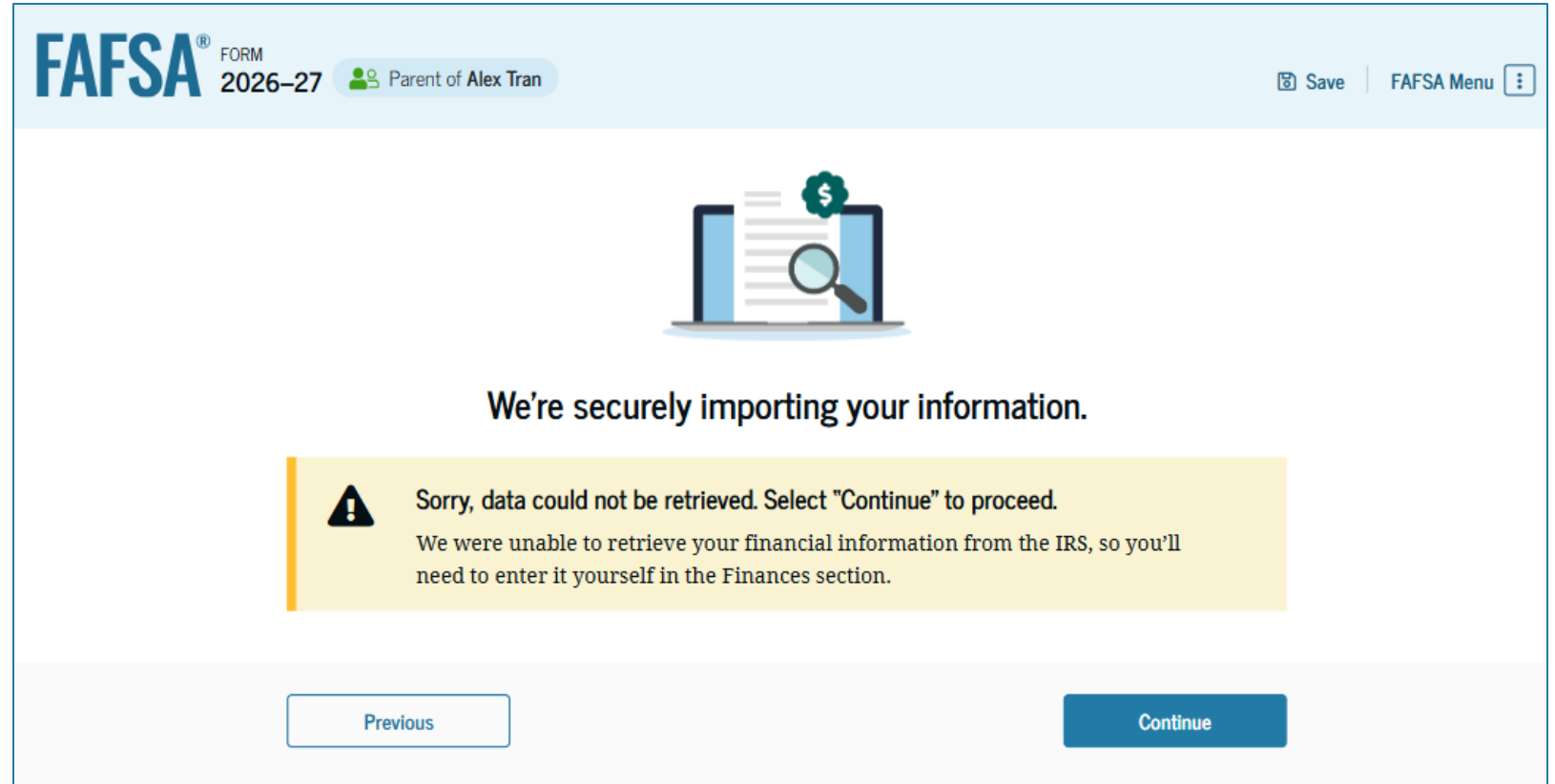
We're securely importing your information.

Do not leave this page while your information is being imported into your application.

Loading...

Dependent Student: Parent Imports IRS Information (Continued)

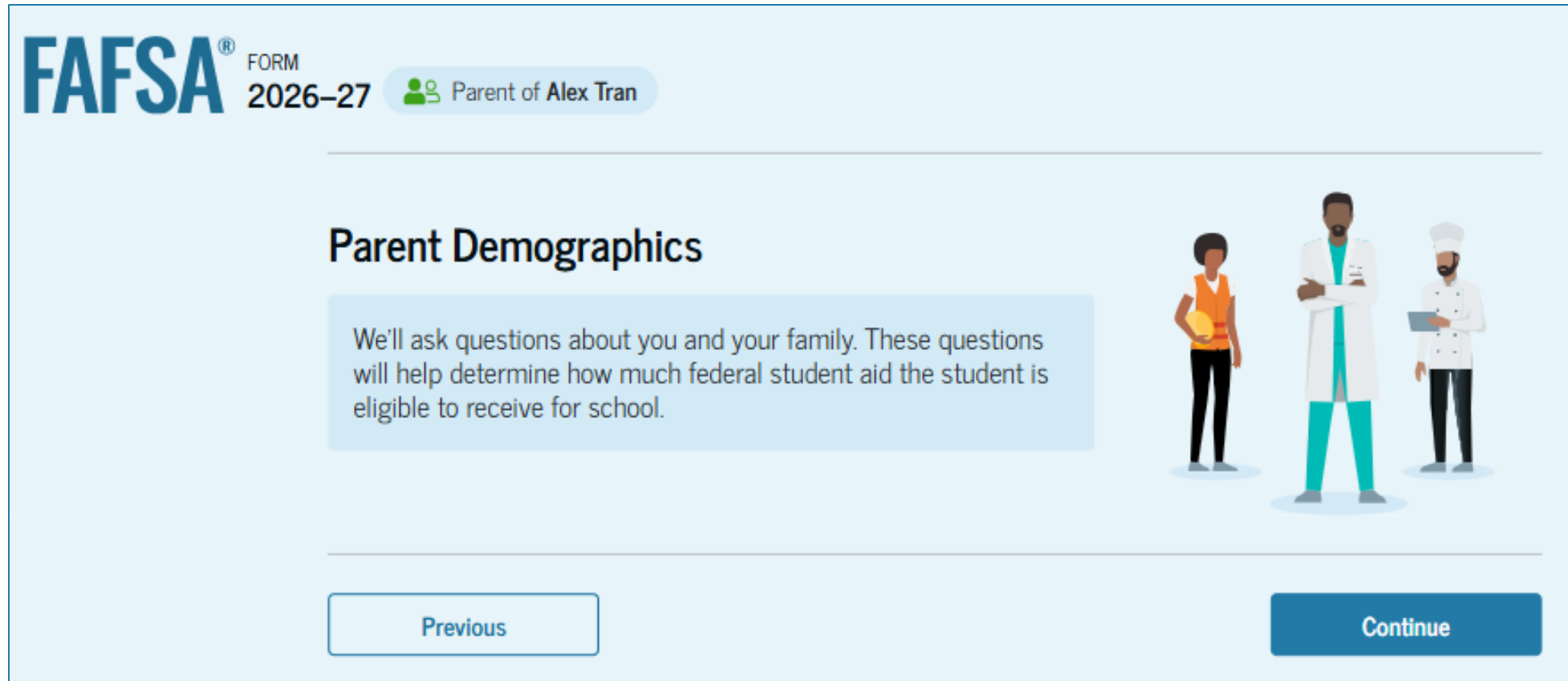
This page displays the results from the IRS import for the parent. For this scenario, the parent is contributing to a new FAFSA® form and there is no federal tax information available from the IRS.



The screenshot shows the FAFSA 2026-27 interface for the parent of Alex Tran. The header includes the FAFSA logo, the form year (2026-27), the user role (Parent of Alex Tran), and navigation links for Save and FAFSA Menu. The main content area features an illustration of a laptop with a magnifying glass and a dollar sign, indicating a search or import process. Below the illustration, a message states: "We're securely importing your information." A yellow warning box contains an exclamation mark icon and the text: "Sorry, data could not be retrieved. Select 'Continue' to proceed. We were unable to retrieve your financial information from the IRS, so you'll need to enter it yourself in the Finances section." At the bottom, there are two buttons: "Previous" and "Continue".

Introduction: Dependent Student's Parent Demographics

This is the first page in the "Parent Demographics" section. It provides an overview of the section.



The screenshot shows the FAFSA 2026-27 interface. At the top left is the FAFSA logo with "FORM 2026-27" and a user icon labeled "Parent of Alex Tran". The main heading is "Parent Demographics". Below it, a light blue box contains the text: "We'll ask questions about you and your family. These questions will help determine how much federal student aid the student is eligible to receive for school." To the right of this box is an illustration of three people: a woman in an orange vest holding a yellow hard hat, a man in a white lab coat with arms crossed, and a man in a white chef's uniform holding a tablet. At the bottom are two buttons: "Previous" (light blue) and "Continue" (dark blue).

FAFSA[®] FORM 2026-27 Parent of Alex Tran

Parent Demographics

We'll ask questions about you and your family. These questions will help determine how much federal student aid the student is eligible to receive for school.

[Previous](#) [Continue](#)

Dependent Student: Parent Current Marital Status

The parent is asked about their current marital status. The parent selects the "Married (not separated)" option.

The screenshot shows the FAFSA 2026-27 form for the parent of Alex Tran. The form is titled "FAFSA FORM 2026-27" and "Parent of Alex Tran". It has a progress bar with three steps: 1. Demographics, 2. Financials, and 3. Signature. The current step is 1. Demographics. The section is titled "Parent Current Marital Status" with a help icon. There are seven radio button options: "Single (never married)", "Unmarried and both legal parents living together", "Married (not separated)" (which is selected), "Remarried", "Separated", "Divorced", and "Widowed". At the bottom, there are "Previous" and "Continue" buttons.

FAFSA FORM 2026-27 Parent of Alex Tran

Save FAFSA Menu

1 Demographics 2 Financials 3 Signature

Parent Current Marital Status ⓘ

☐ Single (never married)

☐ Unmarried and both legal parents living together

☒ Married (not separated)

☐ Remarried

☐ Separated

☐ Divorced

☐ Widowed

Previous Continue

Dependent Student: Parent State of Residence

The parent is asked about their state of residence. The parent selects the state from a drop-down box and provides the month and year when the parent became a resident.

The screenshot shows the FAFSA 2026-27 form for the parent of Alex Tran. The form is titled "FAFSA FORM 2026-27" and "Parent of Alex Tran". It has a progress bar with three steps: 1. Demographics, 2. Financials, and 3. Signature. The current step is 1. Demographics. The section is titled "Parent State of Residence". There is a "State" dropdown menu with "Tennessee (TN)" selected. Below this is a "Date the Parent Became a Resident of Tennessee (TN)" section. It includes a "Month" dropdown with "01" and a "Year" dropdown with "2006". There are "Previous" and "Continue" buttons at the bottom.

FAFSA FORM 2026-27 Parent of Alex Tran

Save | FAFSA Menu

1 Demographics 2 Financials 3 Signature

Parent State of Residence

State
Usually, this is the state where the parent lives.

Tennessee (TN)

Date the Parent Became a Resident of Tennessee (TN)
If the parent was born in Tennessee (TN) and has not moved out of state since, enter their date of birth. Otherwise, enter the date the parent moved to Tennessee (TN).

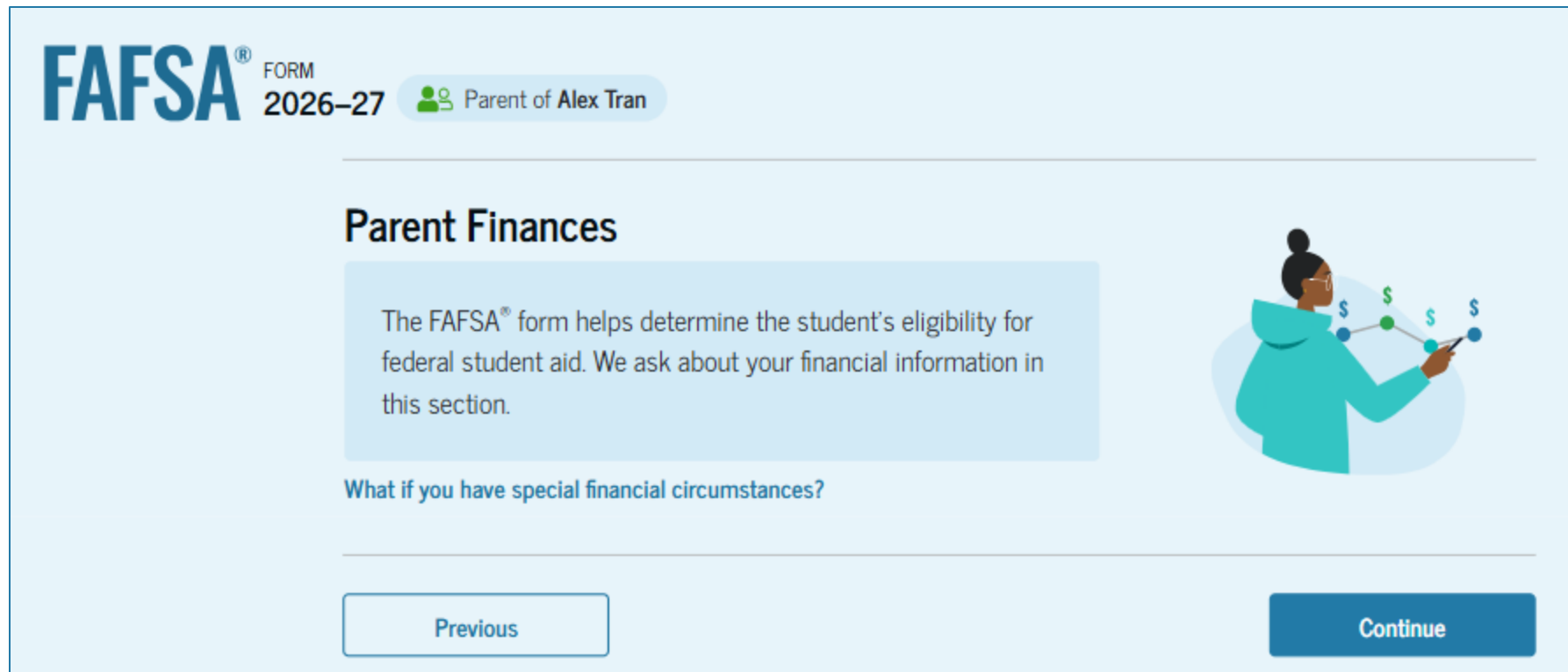
Month Year

01 2006


Previous Continue

Introduction: Dependent Student's Parent Finances

This is the first page within the "Parent Finances" section. It provides an overview of the section. The parent can select the hyperlink to learn about special financial circumstances.



The screenshot shows the FAFSA 2026-27 interface for a parent of Alex Tran. The header includes the FAFSA logo, the text "FORM 2026-27", and a user icon with the name "Parent of Alex Tran". The main heading is "Parent Finances". Below this, a light blue box contains the text: "The FAFSA® form helps determine the student's eligibility for federal student aid. We ask about your financial information in this section." To the right of this box is an illustration of a person in a teal hoodie holding a smartphone, with dollar signs and a network diagram floating around it. Below the text box, there is a link that says "What if you have special financial circumstances?". At the bottom, there are two buttons: "Previous" and "Continue".

FAFSA® FORM 2026-27  Parent of Alex Tran

Parent Finances

The FAFSA® form helps determine the student's eligibility for federal student aid. We ask about your financial information in this section.

[What if you have special financial circumstances?](#)

[Previous](#) [Continue](#)

Dependent Student: Parent Federal Benefits Received

This page asks the parent if the parent or anyone in the parent's family has received federal benefits. The parent selects "None of these apply."

FAFSA[®] FORM 2026-27 Parent of Alex Tran Save | FAFSA Menu

Demographics Financials Signature

Federal Benefits Received

Responses Won't Reduce Federal Student Aid Eligibility
Answering these questions won't reduce the student's eligibility for federal student aid or these programs.

At any time during 2024 or 2025, did the parent or anyone in their family receive benefits from any of the following federal programs? ⓘ
Family includes the parent's spouse, children, and other dependents. Select all that apply or "None of these apply."

- ☐ Earned Income Credit (EIC) ⓘ
- ☐ Federal Housing Assistance ⓘ
- ☐ Free or Reduced Price School Lunch ⓘ
- ☐ Medicaid ⓘ
- ☐ Refundable Credit for Coverage Under a Qualified Health Plan (QHP) or Health Insurance Subsidy ⓘ
- ☐ Supplemental Nutrition Assistance Program (SNAP) ⓘ
- ☐ Supplemental Security Income (SSI) ⓘ
- ☐ Temporary Assistance for Needy Families (TANF) ⓘ
- ☐ Special Supplemental Nutrition Program for Women, Infants, and Children (WIC) ⓘ
- ☒ None of these apply.

Previous Continue

Dependent Student: Parent Tax Filing Status

This page asks the parent about their tax filing status. The parent selects "Yes" to "Did or will the parent file a 2024 IRS Form 1040 or 1040-NR?" and "Yes" to "Did or will the parent file a 2024 joint tax return with their current spouse?"

The screenshot shows the FAFSA 2026-27 interface for a parent of Alex Tran. The top navigation bar includes the FAFSA logo, the form year (2026-27), the user's name (Parent of Alex Tran), and links for Save and FAFSA Menu. A progress bar at the top indicates three steps: 1. Demographics (completed), 2. Financials (current step), and 3. Signature. The main heading is "Parent Tax Filing Status". There are two questions, each with "Yes" and "No" radio button options. The first question is "Did or will the parent file a 2024 IRS Form 1040 or 1040-NR?" with the "Yes" option selected. The second question is "Did or will the parent file a 2024 joint tax return with their current spouse?" with the "Yes" option selected. At the bottom, there are "Previous" and "Continue" buttons.

FAFSA[®] FORM 2026-27 Parent of Alex Tran Save FAFSA Menu

1 Demographics 2 Financials 3 Signature

Parent Tax Filing Status

Did or will the parent file a 2024 IRS Form 1040 or 1040-NR? ⓘ

☒ Yes ☐ No

Did or will the parent file a 2024 joint tax return with their current spouse? ⓘ

☒ Yes ☐ No

Previous Continue

Dependent Student: Parent Family Size

This page displays the family size for the student. The parent has the option to enter the number of children or other dependents who live with the parent and will receive more than half of their support from the parent between July 1, 2026, and June 30, 2027.

The screenshot shows the FAFSA 2026-27 form for the Parent of Alex Tran. The form is titled "FAFSA FORM 2026-27" and includes a "Save" button and a "FAFSA Menu" button. The progress bar indicates three steps: Demographics (completed), Financials (current), and Signature (pending). The "Family Size" section explains that the system has made assumptions based on previous questions and that the student and parent are always included in the family size. A green box displays the calculated family size of 5, broken down as: Parent: 1, Parent Spouse or Partner: 1, Student: 1, and Parent's Children and Other Dependents: 2. Below this, a green box prompts the parent to enter the number of children or other dependents who live with the parent and will receive more than half of their support from the parent between July 1, 2026, and June 30, 2027. It includes instructions to include dependent children who meet the criteria, even if they live apart because of college enrollment, and to not include the student applicant. A text input field contains the number "2" and has an information icon. At the bottom, there are "Previous" and "Continue" buttons.

FAFSA FORM 2026-27 Parent of Alex Tran Save FAFSA Menu

Demographics Financials Signature

Family Size

Based on answers to previous questions, we've made some assumptions about the parent's family. The student and the student's parent (and parent's spouse, if married) are always included in the family size. The box below shows the parent's family size based on our assumptions and the number of children or other dependents you report.

The parent's family size is **5**.

Parent: 1 Parent Spouse or Partner: 1 Student: 1 Parent's Children and Other Dependents: 2

Enter the number of children or other dependents who live with the parent and will receive more than half of their support from the parent between July 1, 2026, and June 30, 2027.

Include dependent children who meet these criteria, even if they live apart because of college enrollment.

Do not include the student applicant.

2 ⓘ

Previous Continue

Dependent Student: Parent Number in College

This page asks the parent how many people in the family will be in college between July 1, 2026, and June 30, 2027. The parent enters a response into the entry field.

The screenshot shows the FAFSA 2026-27 form for the parent of Alex Tran. The form is divided into three sections: Demographics, Financials, and Signature. The Financials section is currently active, and the 'Number in College' question is displayed. The question asks for the number of people in the parent's family who will be in college between July 1, 2026, and June 30, 2027. The answer field contains the number '1'. A 'Previous' button is located at the bottom left, and a 'Continue' button is at the bottom right.

FAFSA® FORM 2026-27 Parent of Alex Tran Save FAFSA Menu

Demographics Financials Signature

Number in College

Out of the 5 people in the parent's family, how many will be in college between July 1, 2026, and June 30, 2027?

Never include the student's parent(s). Always include the student applicant. Also include the parent's other children or dependents if they will also be in college during this time.

1 ⓘ

Previous Continue

Dependent Student: Parent Tax Return Information

The parent is asked questions about their 2024 tax return. The parent enters a response in each entry field. If the parent has nothing to report, the parent enters the numeral zero.

FAFSA FORM 2026-27 Parent of Alex Tran Save FAFSA Menu

Demographics Financials Signature

Parent 2024 Tax Return Information

Refer to the parent's 2024 tax return to answer the following questions.
If the answer is zero or the question does not apply, enter 0.

Report Combined Taxes
Report the combined tax information for the parent and their spouse.

Where to find this information on the tax form

Filing Status

☐ Single

☐ Head of household

☒ Married filing jointly

☐ Married filing separately

☐ Qualifying surviving spouse

Income Earned From Work
IRS Form 1040 (or 1040-NR): Line 1z + Schedule 1: Lines 3 + 6. If a tax form line's value is negative, treat it as zero in your calculation.

\$ 40,000 .00

Tax Exempt Interest Income
IRS Form 1040: Line 2a

\$ 1,000 .00

Education Credits (American Opportunity Tax Credit and Lifetime Learning Tax Credit)
IRS Form 1040 Schedule 3: Line 3 + IRS Form 1040: Line 29

\$ 0 .00

Did the parent file a Schedule A, B, D, E, F, or H with their 2024 IRS Form 1040?

☐ Yes

☒ No

☐ Don't know

Net Profit or Loss From IRS Form 1040 Schedule C
IRS Form 1040 Schedule C: Line 31

\$ 0 .00

Amount of College Grants, Scholarships, or AmeriCorp Benefits Reported as Income to the IRS
People typically answer this question with a zero because most scholarships and grants, including Federal Pell Grants, are not considered taxable income. If the parent is married, include the amount their spouse reported. If the response is other than zero, the amount is typically not the same as the amount reported on IRS Form 1098-T (Box 5) or the adjusted gross income reported on the tax return.

\$ 0 .00

Foreign Earned Income Exclusion
IRS Form 1040 Schedule 1: Line 8d

\$ 0 .00

Previous Continue

Dependent Student: Parent Assets

The parent is asked about their assets.

The parent enters a response in each entry field. If the parent has nothing to report, the parent enters the numeral zero.

FAFSA[®]

FORM 2026-27

Parent of Alex Tran

Save

FAFSA Menu

1

2

3

Demographics

Financials

Signature

Annual Child Support Received

Enter the total amount of child support the parent received for the last complete calendar year.

\$

0

.00

①

Parent Assets

Current Total of Cash, Savings, and Checking Accounts

Don't include student aid, retirement accounts, or investments.

\$

0

.00

①

Current Net Worth of Investments, Including Real Estate

Don't include the home the parent lives in. Net worth is the value of the investments minus any debts owed against them.

\$

0

.00

①

Current Net Worth of Businesses and Farms

Enter the net worth of the parent's businesses and income-producing farms. Net worth is the value of the businesses and farms minus any debts owed against them. Don't include a family business with 100 or fewer full-time employees, farms where the family resides, or a commercial fishing business and related expenses.

\$

0

.00

①

Previous

Continue

Dependent Student: Other Parent Information

The parent is asked to provide information about their spouse or partner. In this example, the other parent does not need to contribute to the student's FAFSA® form because the parents filed taxes jointly. After providing the other parent's date of birth, all required parent information will be complete.

The screenshot shows the FAFSA 2026-27 interface for a parent of Alex Tran. The progress bar at the top indicates three steps: 1. Demographics (completed), 2. Financials (current step), and 3. Signature. The main heading is "Parent Spouse Information". Below it, a message states: "Based on your responses, we need to know your spouse's date of birth. We need to know their age to determine the student's eligibility for federal student aid." The date of birth is entered as Month: 05, Day: 04, Year: 1982. At the bottom, there are "Previous" and "Continue" buttons.

FAFSA® FORM 2026-27 Parent of Alex Tran Save FAFSA Menu

1 Demographics 2 Financials 3 Signature

Parent Spouse Information

Based on your responses, we need to know your spouse's date of birth.
We need to know their age to determine the student's eligibility for federal student aid.

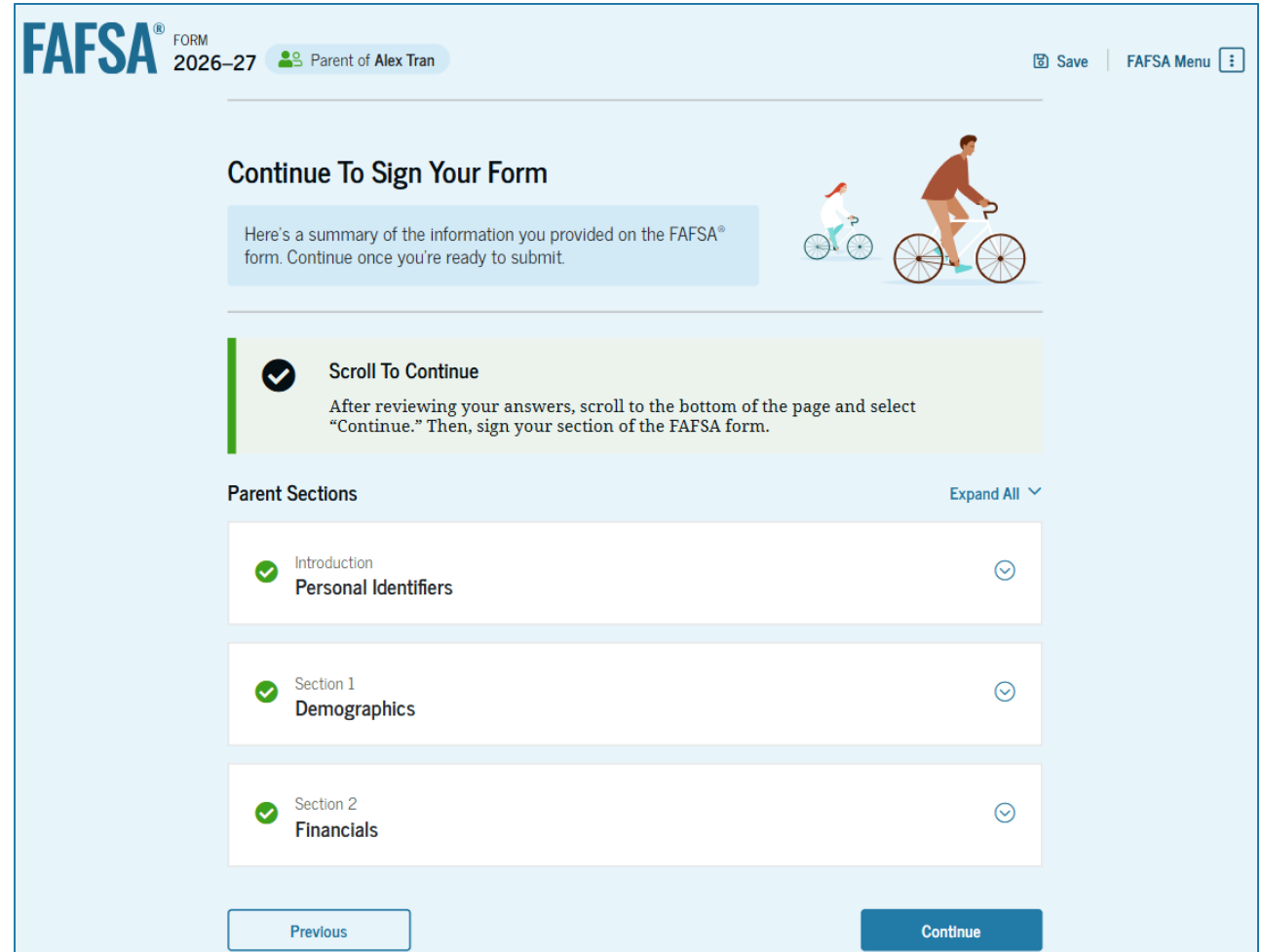
Month Day Year

05 04 1982

Previous Continue

Dependent Student: Parent Review Page

The review page displays the responses that the parent has provided in the FAFSA® form. The parent can view responses only within the parent section of the student's FAFSA form. The parent can view all the responses by selecting "Expand All" or expand each section individually. To edit a response, the parent can select the question's hyperlink to be taken to the corresponding page.



The screenshot shows the FAFSA 2026-27 Parent Review Page for Alex Tran. The page has a light blue header with the FAFSA logo, the text "FORM 2026-27", and a user profile icon labeled "Parent of Alex Tran". On the right, there are links for "Save" and "FAFSA Menu".

The main content area is titled "Continue To Sign Your Form". Below this title is a summary box stating: "Here's a summary of the information you provided on the FAFSA® form. Continue once you're ready to submit." To the right of this text is an illustration of a family (a man, a woman, and a child) riding bicycles.

Below the summary box is a green instruction box with a checkmark icon. It says: "Scroll To Continue. After reviewing your answers, scroll to the bottom of the page and select 'Continue.' Then, sign your section of the FAFSA form."

The "Parent Sections" are listed below, with an "Expand All" link on the right. Each section has a green checkmark icon on the left and a circular arrow icon on the right:

- Introduction
Personal Identifiers
- Section 1
Demographics
- Section 2
Financials

At the bottom of the page, there are two buttons: "Previous" (disabled) and "Continue" (active).

Dependent Student: Parent Signature

On this page, the parent acknowledges the terms and conditions of the FAFSA® form and digitally signs the parent section. Since all required sections are complete, the parent can both sign and submit the student's FAFSA form.

The screenshot shows the FAFSA 2026-27 Parent Signature page for Alex Tran. The page has a light blue header with the FAFSA logo, the form year (2026-27), the parent's name (Parent of Alex Tran), and links for Save and FAFSA Menu. A progress bar at the top indicates three steps: Demographics (completed), Financials (completed), and Signature (current step). The main content area is titled "Sign and Submit the FAFSA® Form" and includes a "Summary" box with a green border. The summary text states that the parent confirms understanding the terms and conditions and has filled out the form accurately. It also notes that the FAFSA form is a legal document signed electronically with the parent's StudentAid.gov account username and password (FSA ID), and that the FSA ID is associated with the parent's personal information. Below the summary, there is a section for the parent to certify that the information provided is true and complete, and to provide information that will verify the accuracy of the completed form, and to provide U.S. or foreign income tax forms that you filed or are required to file. There is also a section for the parent to certify that they understand that the secretary of education has the authority to verify information reported on the application. Finally, there is a section for the parent to authorize the U.S. Department of Education to disclose all information provided on the application, as required under Section 483(a)(2)(D)(i) of the Higher Education Act of 1965, as amended, to the institutions identified herein, state higher education agencies (in the student's state of residence and the states in which the institutions identified herein are located), and designated scholarship organizations to assist with the application, award, and administration of federal, state, or institutional financial aid programs and designated scholarship programs. Notwithstanding this authorization, the name of an institution the student selected to authorize such disclosure shall not be shared with any other institution. At the bottom, there is a section for the parent to sign for themselves and submit the application for Alex Tran (Student), with a checkbox for "I, Alcina Tran, agree to the terms outlined above."

FAFSA® FORM 2026-27 Parent of Alex Tran Save FAFSA Menu

Demographics Financials Signature

Sign and Submit the FAFSA® Form

Summary

This page confirms that you understand the terms and conditions of the FAFSA® form and filled out the form accurately to the best of your ability.

The FAFSA form is a legal document you will electronically sign with your StudentAid.gov account username and password (FSA ID). Because your FSA ID is associated with your personal information, do not share it with anyone.

By signing the student's application electronically using your StudentAid.gov account username and password, YOU, THE PARENT, certify that all of the information you provided is true and complete to the best of your knowledge and you agree, if asked, to provide

- information that will verify the accuracy of your completed form, and
- U.S. or foreign income tax forms that you filed or are required to file.

You also certify that you understand that the secretary of education has the authority to verify information reported on your application.

If you sign this application or any document related to the federal student aid programs electronically using a username and password and/or any other credential, you certify that you are the person identified by the username and password, and/or any other credential and have not disclosed that username and password, and/or any other credential to anyone else. If you purposefully give false or misleading information, including applying as an independent student without meeting the unusual circumstances required to qualify for such a status, you may be subject to criminal penalties under 20 U.S.C. 1097, which may include a fine up to \$20,000, imprisonment, or both.

Additionally, by signing this application electronically using your FSA ID, you authorize the U.S. Department of Education to disclose all information you provided on this application, as required under Section 483(a)(2)(D)(i) of the *Higher Education Act of 1965*, as amended, to the institutions identified herein, state higher education agencies (in the student's state of residence and the states in which the institutions identified herein are located), and designated scholarship organizations to assist with the application, award, and administration of federal, state, or institutional financial aid programs and designated scholarship programs. Notwithstanding this authorization, the name of an institution the student selected to authorize such disclosure shall not be shared with any other institution.

Sign for yourself and submit the application for Alex Tran (Student).

☐ I, Alcina Tran, agree to the terms outlined above.

Dependent Student: Parent Confirmation

Upon submitting the student's FAFSA® form, the parent is presented an abbreviated confirmation page. This page displays information about tracking the student's FAFSA form and next steps. The student will receive an email with the full, detailed confirmation. With the student and parent sections completed and signed, the FAFSA form is now considered complete and submitted for processing.

The screenshot shows the FAFSA 2026-27 Parent Confirmation page for Alex Tran. The page has a light blue header with the FAFSA logo, the text "FORM 2026-27", and a user icon labeled "Parent of Alex Tran". On the right, there are links for "Exit" and "FAFSA Menu". The main content area features a celebratory banner that reads "Congratulations, the FAFSA® Form Is Complete!". Below this, the student's name "Alex Tran" is displayed next to a graduation cap icon, and the completion date "07/17/2025" is shown. The background of the banner includes illustrations of hot air balloons and mountains. Below the banner, the section "What Happens Next" lists three items: "Email Sent" (Confirm that the student received an email version of this page.), "The Student Can Track the Status of Their Form" (In one to three days, the student's FAFSA form will be processed and made available to their schools.), and "The Student Will Receive School Communications" (We use the information collected on the student's FAFSA form to calculate their Student Aid Index (SAI). The SAI lets schools determine how much aid the student is eligible to receive. Schools will reach out to the student if they need more information. They will also contact the student with financial aid offers. Once received, the student can contact their financial aid offices directly to ask questions about their student aid packages.). At the bottom, there is a dark blue footer with the text "Track and Manage the Student's FAFSA® Form" and "You can check the status of the student's application in the 'My Activity' section of your account Dashboard. We will let you know if we need anything more from you." A "View Status" button is located on the right side of the footer.

FAFSA® FORM 2026-27 Parent of Alex Tran Exit FAFSA Menu

Congratulations,
the FAFSA® Form Is Complete!

Alex Tran

Completion Date
07/17/2025

What Happens Next

- Email Sent**
Confirm that the student received an email version of this page.
- The Student Can Track the Status of Their Form**
In one to three days, the student's FAFSA form will be processed and made available to their schools.
- The Student Will Receive School Communications**
We use the information collected on the student's FAFSA form to calculate their Student Aid Index (SAI). The SAI lets schools determine how much aid the student is eligible to receive. Schools will reach out to the student if they need more information. They will also contact the student with financial aid offers. Once received, the student can contact their financial aid offices directly to ask questions about their student aid packages.

Track and Manage the Student's FAFSA® Form
You can check the status of the student's application in the "My Activity" section of your account Dashboard. We will let you know if we need anything more from you.

[View Status](#)

Independent Student Invites Student's Spouse

Married Student: FAFSA® Landing Page

This is the main FAFSA® landing page. On this page, students are directed to "Start New Form," "Edit Existing Form," or "Accept an Invitation." For this section of the presentation, the student is beginning a new application.

The screenshot shows the Federal Student Aid (FAFSA) landing page. At the top, there is a navigation bar with links for "Help Center", "FAFSA Form", and "English | Español". Below this, the "Federal Student Aid" logo is displayed, along with links for "FAFSA® Form", "Grants and Loans", "Loan Repayment", and "Loan Forgiveness". A "Log In | Create Account" link is also present.

The main heading is "Get Money To Help Pay for School". Below this, a subheading reads: "Use the *Free Application for Federal Student Aid* (FAFSA®) form to apply for financial aid for college, career school, or graduate school."

There are three main action buttons: "Start a 2026-27 FAFSA® Form", "Edit a 2026-27 FAFSA® Form", and "Accept an Invitation for a 2026-27 FAFSA® Form". Each button has a corresponding label below it: "Start New Form", "Edit Existing Forms", and "Accept an Invitation".

To the right of these buttons is a large graphic of the "FAFSA form" logo, featuring stylized figures of students.

Below the main action buttons, there is a section titled "Need the 2025-26 FAFSA Form?". It includes links for "Start New Form" and "Edit Existing Forms or Accept an Invitation".

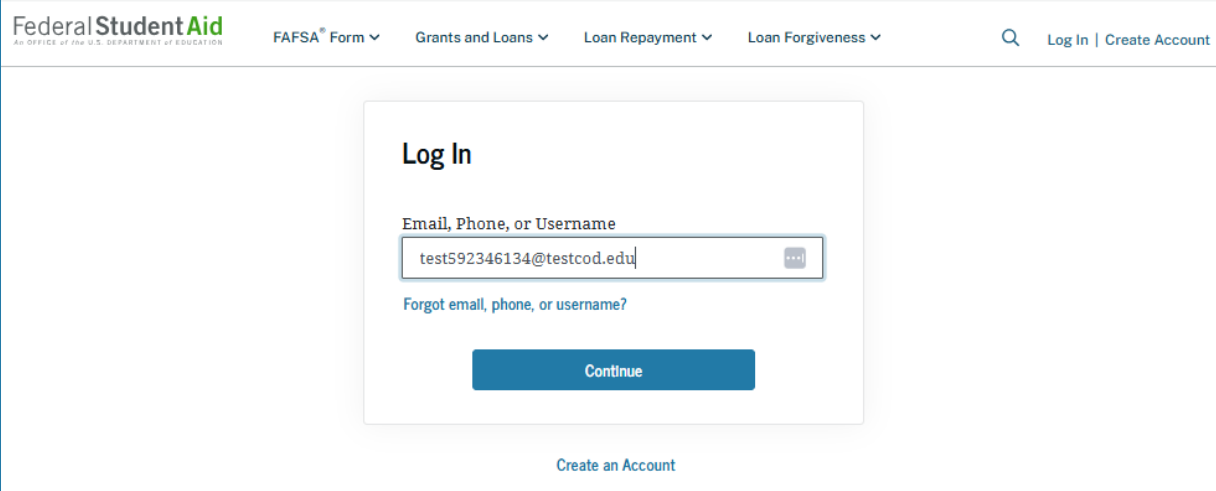
Further down, there is a section titled "Check FAFSA® Deadlines for the State You Live in". It includes a "School Year" dropdown menu, a "State of Residence" dropdown menu, and a "Find Deadlines" button. A link for "View All FAFSA Deadlines" is also present.

At the bottom, there are three informational cards:

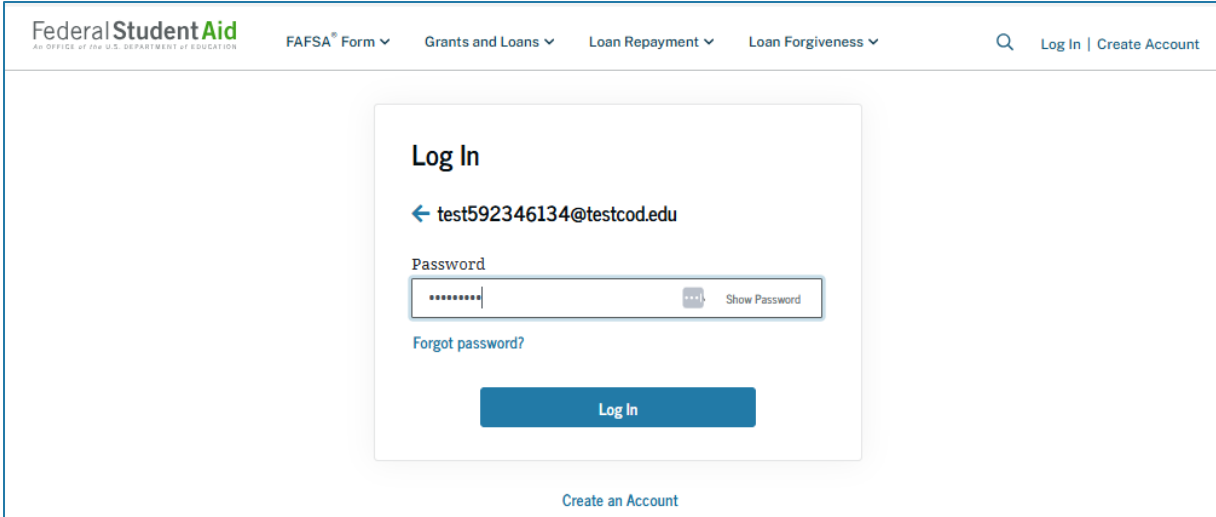
- Who should complete the FAFSA® form?**
Any student, regardless of income, who wants to be considered for federal, state, and school financial aid programs. This includes grants, scholarships, work-study funds, and loans.
- How long will it take?**
It takes most people 30 minutes to fill out the FAFSA form, including gathering any personal documents and financial information needed to complete it.
- What do I need?**
 - Verified account username and password (FSA ID)
 - Parent or spouse contributor's email address
 - Parent or spouse contributor's name, date of birth, and Social Security number (for the 2025-26 FAFSA form only)
 - Income and asset information (if required)

Married Student: Log-in

If the student selects "Start New Form" on the FAFSA® landing page and they are not logged in to StudentAid.gov, the student is taken to the "Log In" page to enter their credentials. To access the FAFSA form, all students are required to have a StudentAid.gov account username and password. If the student doesn't have a username and password, they can select "Create an Account."



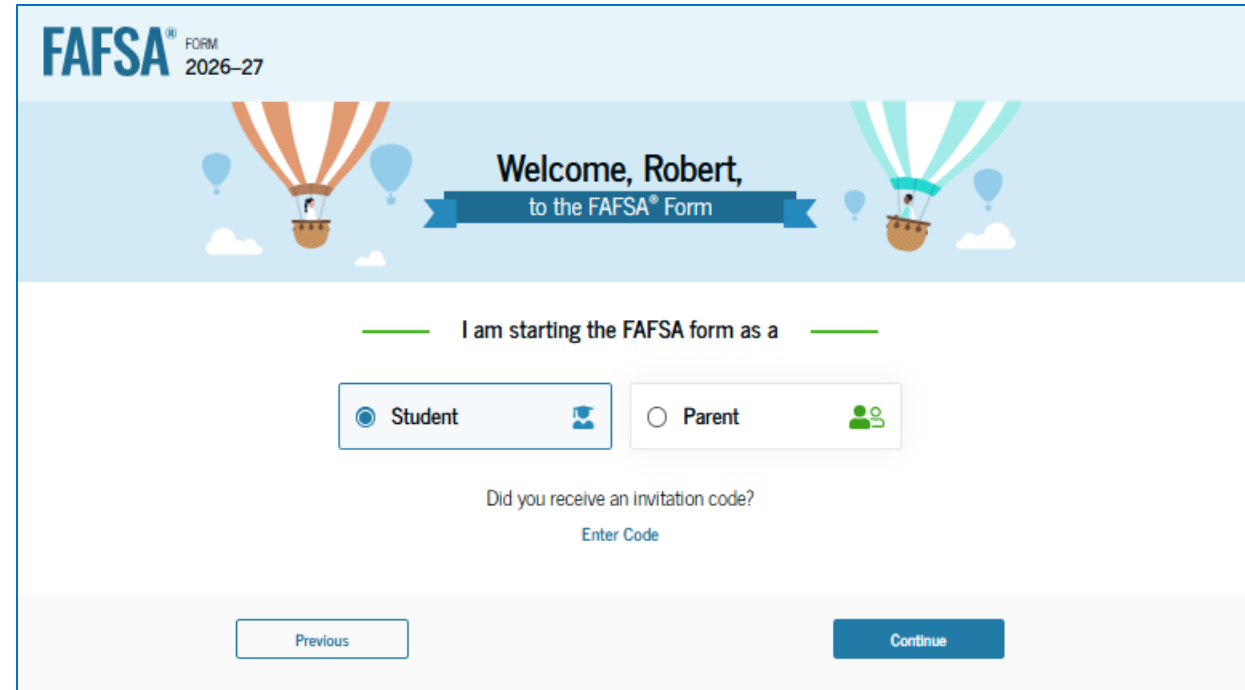
The screenshot shows the Federal Student Aid website's login interface. At the top, the navigation bar includes the Federal Student Aid logo, links for FAFSA Form, Grants and Loans, Loan Repayment, and Loan Forgiveness, a search icon, and links for Log In and Create Account. The main content area features a "Log In" heading. Below it is a text input field labeled "Email, Phone, or Username" containing the text "test592346134@testcod.edu". A link for "Forgot email, phone, or username?" is positioned below the input field. A blue "Continue" button is centered below the input field. At the bottom of the login box, there is a link for "Create an Account".



This screenshot shows the same Federal Student Aid login interface, but at a later stage. The "Email, Phone, or Username" field now displays a back arrow and the text "test592346134@testcod.edu". Below this is a "Password" input field with masked characters (dots) and a "Show Password" link to its right. A link for "Forgot password?" is located below the password field. A blue "Log In" button is centered below the password field. The "Create an Account" link remains at the bottom of the login box.

Married Student: Roles

After logging in, the student can select the applicable role to fill out the FAFSA® form: "Student" or "Parent." The student also has the option to "Enter Code" if they received an invitation code. The student selects "Student."



The screenshot shows the FAFSA 2026-27 login interface. At the top left is the FAFSA logo with "FORM 2026-27" next to it. The header features a light blue background with two hot air balloons (one orange and white, one teal and white) and a central banner that reads "Welcome, Robert, to the FAFSA® Form". Below the banner, a green line is followed by the text "I am starting the FAFSA form as a" and another green line. There are two selection options: "Student" with a radio button that is selected and a graduation cap icon, and "Parent" with an unselected radio button and a family icon. Below these options, the text "Did you receive an invitation code?" is followed by a blue link "Enter Code". At the bottom, there are two buttons: "Previous" and "Continue".

Married Student: Onboarding (1 of 4)

When the student starts the 2026–27 FAFSA® form for the first time, they are taken through the FAFSA onboarding process. The first onboarding page provides an introduction to the FAFSA form, along with an accompanying video. Documents that may be needed to fill out the form are also listed on this page.

The screenshot shows the FAFSA 2026-27 onboarding interface for a student named Robert Smith. The page is titled "Understanding the FAFSA® Form" and is the first of four steps. It explains that the FAFSA form is used to apply for federal student aid and lists documents needed for completion: tax returns, child support records, current account balances, and net worth information. A video player is embedded, showing a person with the text "What is FAFSA® and why is it important?". Navigation buttons for "Previous" and "Continue" are at the bottom.

FAFSA® FORM 2026–27 Student Robert Smith

Understanding the FAFSA® Form

1 of 4

What is the FAFSA® form?

Use the *Free Application for Federal Student Aid* (FAFSA®) form to apply for grants, scholarships, work-study funds, and loans for college or graduate school.

You might need the following information or documents as you fill out the FAFSA form:

- Tax returns
- Records of child support received
- Current balances of cash, savings, and checking accounts
- Net worth of investments, businesses, and farms

What is FAFSA®?

What is FAFSA® and why is it important?

Previous Continue

Married Student: Onboarding (2 of 4)

The second FAFSA® onboarding page provides information and a video about contributors who may be required to participate on the student's FAFSA form. This page also provides information on how the student will invite contributors to the FAFSA form.

FAFSA® FORM 2026-27 Student Robert Smith

Understanding the FAFSA® Form

2 of 4

Contributors to the FAFSA® Form

Who Is a Contributor on the FAFSA® Form?

Who is a contributor on the FAFSA® form?

Parents or Spouses

Your answers on the FAFSA® form will determine if any contributors (your spouse, your biological or adoptive parent(s), or your parent's spouse) need to be identified. These contributors will complete their own sections of the form and are asked to provide personal and financial information, but they will not be financially responsible for your education.

How To Invite

Contributors will need to log in with their own StudentAid.gov account username and password to provide their information. To invite a contributor to a FAFSA form, you'll need to provide their email address.

Which parent is considered a contributor? ▼

Previous Continue

Married Student: Onboarding (3 of 4)

The third FAFSA® onboarding page provides information about what the student can expect when completing the FAFSA form. This includes information about consent and approval, a time estimate for completing the form, a note that the student can save the form and return later if needed, and an accompanying video.

FAFSA® FORM 2026-27 Student Robert Smith

Understanding the FAFSA® Form

3 of 4

What To Expect

How long will this take? 30 minutes

Every contributor must provide consent and approval for you to be eligible for federal student aid. With your consent and approval, we can obtain your federal tax information automatically from the IRS to help you complete the FAFSA® form.

You can save the form and return to it later if you need more time.

What Does It Mean To Provide Consent and Approval?
What does it mean to provide consent and approval on the FAFSA® form?

Learn about [how we use the information we collect](#) on the FAFSA form.

Previous Continue

Married Student: Onboarding (4 of 4)

The last FAFSA® onboarding page provides information and a video about what to expect once the FAFSA form is completed, submitted, and processed. On this page, the student can select "Start FAFSA Form" to begin.

The screenshot shows the FAFSA 2026-27 onboarding interface for Student Robert Smith. The page is titled "Understanding the FAFSA® Form" and is the 4th of 4 pages. The main heading is "After Submitting the FAFSA® form". Below this, a text box states: "After submission, you'll need to check on the status of your FAFSA form and make corrections, if required." A video player is embedded, showing a thumbnail for "What Happens After Submitting Your FAFSA® ...". Below the video, three bullet points provide information: "Your form will be processed in one to three days.", "You'll be able to view your FAFSA Submission Summary. It will include the Student Aid Index (SAI), an index number used to determine federal student aid eligibility.", and "Schools will use your SAI to create your financial aid offer that explains the types and amounts of aid they are offering you. Most schools only send an aid offer when they accept you for admission." At the bottom, there are two buttons: "Previous" and "Start FAFSA Form".

FAFSA® FORM 2026-27 Student Robert Smith

Understanding the FAFSA® Form

4 of 4

After Submitting the FAFSA® form

After submission, you'll need to check on the status of your FAFSA form and make corrections, if required.

What Happens After Submitting Your FAFSA® ...

What Happens After Submit Your FAFSA® Form?

- Your form will be processed in one to three days.
- You'll be able to view your FAFSA Submission Summary. It will include the Student Aid Index (SAI), an index number used to determine federal student aid eligibility.
- Schools will use your SAI to create your financial aid offer that explains the types and amounts of aid they are offering you. Most schools only send an aid offer when they accept you for admission.

Previous Start FAFSA Form

Married Student: Student Identity Information

This is the first page within the student section. The student can verify that the personal information is correct. To update any of the personal information, the student must access their account settings on StudentAid.gov.

The screenshot shows the FAFSA 2026-27 interface for Student Robert Smith. The header includes the FAFSA logo, the form year, the student's name, and buttons for 'Save' and 'FAFSA Menu'. The main section is titled 'Student Identity Information' and contains a review prompt. Below this, several fields are listed with their corresponding values: Name (Robert O Smith), Date of Birth (01/01/2005), Social Security Number (masked as ****-5934), Email Address (test592345934@testcod.edu), and Mobile Phone Number (blank). A footer note directs the user to 'Account Settings' for updates.

FAFSA® FORM 2026-27 Student Robert Smith Save FAFSA Menu

Student Identity Information

Review the information below and verify that it's correct before moving forward.

Name
Robert O Smith

Date of Birth
01/01/2005

Social Security Number
****-5934

Email Address
test592345934@testcod.edu

Mobile Phone Number

To update this information for all U.S. Department of Education communications, go to [Account Settings](#).

Married Student: Student Identity Information (Continued)

This is a continuation of the first page within the student section. The student can verify the mailing address on this part of the page. To update the information, the student must access their account settings on StudentAid.gov.

Permanent Mailing Address
Include apartment number.
200 Ave

City
Austin

State
TX

Zip Code
22828

Country ⓘ
United States (US)

Continue

Married Student: State of Residence

The student is asked about their state of residence. The student selects the state from a drop-down box and provides the month and year when they became a resident.

The screenshot shows the FAFSA 2026-27 form for Student Robert Smith. The page title is "Student State of Residence". The first section is "State", with a sub-header "State" and a description: "Usually, this is the state where the student lives while not attending school." Below this is a drop-down menu showing "Iowa (IA)". The second section is "Date the Student Became a Resident of Iowa (IA)", with a sub-header "Date the Student Became a Resident of Iowa (IA)" and a description: "If the student was born in Iowa (IA) and has not moved out of state since, enter their date of birth. Otherwise, enter the date the student moved to Iowa (IA)." Below this are two input fields: "Month" with the value "01" and "Year" with the value "2005". At the bottom of the form are two buttons: "Previous" and "Continue".

FAFSA[®] FORM 2026-27 Student Robert Smith Save FAFSA Menu

Student State of Residence

State
Usually, this is the state where the student lives while not attending school.

Iowa (IA)

Date the Student Became a Resident of Iowa (IA)
If the student was born in Iowa (IA) and has not moved out of state since, enter their date of birth. Otherwise, enter the date the student moved to Iowa (IA).

Month Year

01 2005

Previous Continue

Married Student: Provide Consent and Approval

This page informs the student about consent, approval, and the use of federal tax information. Once the student provides consent and approval, their federal tax information is transferred directly from the IRS into the FAFSA® form to help complete the "Your Finances" section.

The screenshot shows the FAFSA 2026-27 interface for Student Robert Smith. The page title is "Provide Consent and Approval or You Won't Be Eligible for Federal Student Aid". A green box contains a "Summary" section explaining that consent and approval are needed to retrieve and disclose federal tax information from the IRS. It lists three key points: getting 2024 tax return information, the use of federal tax information for eligibility determination, and the requirement to complete the FAFSA form. Below the summary, the student is asked to consent to the disclosure of information about them and to affirmatively approve of the receipt and use of their federal tax information, and the redisclosure of that information by the U.S. Department of Education (ED). A detailed list of items being approved follows, starting with the ED's disclosure of the student's Social Security number and other identifying information for the purpose of determining eligibility for federal student aid.

FAFSA® FORM 2026-27 Student Robert Smith Save FAFSA Menu

Provide Consent and Approval or You Won't Be Eligible for Federal Student Aid ⓘ

Summary

Your consent and approval are needed to retrieve and disclose federal tax information. With your consent and approval, we can obtain tax return information automatically from the IRS to help you complete the FAFSA® form. If you don't provide consent and approval, you will not be eligible for federal student aid, including grants and loans. You must provide consent and approval even if you didn't file a U.S. federal tax return or any tax return.

- Get your 2024 tax return information for the 2026-27 FAFSA form.
- Federal tax information is used to determine your eligibility for federal student aid.
- Tax return information is required to complete the FAFSA form.

By accepting below, I consent to the disclosure of information about me, and affirmatively approve of

- the receipt and use of my federal tax information, and
- the redisclosure of my federal tax information by the U.S. Department of Education (ED), as described herein.

By accepting below, I consent to and affirmatively approve of, as applicable, the following:

1. ED may disclose my Social Security number/Individual Taxpayer Identification Number, last name, date of birth, unique identifier, the tax year for which federal tax information is required, and the date and timestamp of my approval for the use of my federal tax information in determining eligibility by ED for which approval is provided to the U.S. Department of the Treasury, Internal Revenue Service (IRS). I understand that in response to such a request from ED, the IRS shall then disclose my federal tax information to "authorized persons" (i.e., specifically designated officers and employees of ED and its contractors [as defined in 26 U.S.C. § 6103(l)(13)(E)]) for the purpose of determining eligibility for and the amount of federal student aid under a program authorized under subpart 1 of part A, part C, or part D of Title IV of the Higher Education Act of 1965, as amended, for myself or an applicant for federal student aid who has requested that I share my federal tax information on their Free Application for Federal Student Aid (FAFSA®) form.

Married Student: Provide Consent and Approval (Continued)

This is a continuation of the consent and approval page. The student can expand and collapse FAQs about consent and approval. The student selects "Approve" to provide consent and approval and is taken to the next page.

- State higher education agencies
- Scholarship organizations designated prior to Dec. 19, 2019, by the secretary of education
- Contractors of institutions of higher education and state higher education agencies to administer aspects of the institution's or state agency's activities for the application, award, and administration of such financial aid

4. ED may redisclose my federal tax information to another FAFSA applicant's FAFSA form(s) for which I elect to participate. By accepting an invitation and affirmation to participate in another individual's FAFSA form, my federal tax information will be redisclosed to the additional application. I understand that I may decline an invitation to participate, which will prevent the transfer of my federal tax information to that FAFSA form.

By consenting and providing my affirmative approval, I further understand the following:

- My consent and affirmative approval are required, as a condition of my eligibility or the eligibility of a FAFSA applicant who has requested that I share my federal tax information on their FAFSA form, for federal student aid under a program authorized under subpart 1 of part A, part C, or part D of Title IV of the Higher Education Act of 1965, as amended, even if I did not file a U.S. federal tax return.
- I am providing my written consent for the redisclosure of my federal tax information by ED to include, but not limited to, institutions of higher education, state higher education agencies, designated scholarship organizations, their respective contractors and auditors, other family members participating in the FAFSA form, Office of Inspector General, under 28 U.S.C. § 6103(i) (13)(D), and with my further express written consent obtained by an institution of higher education, the redisclosure of FAFSA information pursuant to the terms and conditions of 20 U.S.C. § 1098b(c).
- Any federal tax information received from the IRS at a later date shall supersede any manually entered financial or income information on the FAFSA form.
- ED may request updated federal tax information from the IRS once my consent and approval are provided. If federal tax information has changed (e.g., amended tax return filed with revised information), then eligibility for and amounts of federal, state, and institutional financial aid may change.
- If I do not consent to the redisclosure of my federal tax information to institutions of higher education, state higher education agencies, designated scholarship organizations, and their respective contractors, ED will be unable to calculate my eligibility for federal student aid or the eligibility of a FAFSA applicant who has requested that I share my federal tax information on their FAFSA form.

By accepting below, I consent electronically to the use of my StudentAid.gov account username and password (FSA ID) as my signature and certify under penalty of perjury under the laws of the United States of America, that the foregoing is true and correct. I understand that any falsification of this statement is punishable under the provisions of 18 U.S.C. § 1001 by a fine, imprisonment of not more than five years, or both, and that the knowing and willful request for or acquisition of records pertaining to an individual under false pretenses is a criminal offense under the Privacy Act of 1974, subject to a fine of not more than \$5,000 fine (5 U.S.C. § 552(a)(i)(3)). By accepting and submitting my part of the FAFSA, my execution (including date and time) of consent and approval will be logged in ED's Person Authentication Service System of Record (18-11-12).

Frequently Asked Questions

- Who should provide consent and approval?
- If I'm married and didn't file a joint tax return with my current spouse, does my spouse have to provide consent and approval for you to access their tax information?
- What happens after I provide consent and approval?
- What happens if I decline consent and approval?


Select "Approve" to provide consent and approval for the use of your federal tax information to determine your eligibility for federal student aid. If you select "Decline," you will not be eligible for federal student aid.

Previous Decline Approve

Married Student: Imports IRS Information

This page imports the student's federal tax information by directly transferring it from the IRS into the FAFSA® form to help complete the "Your Finances" section.

FAFSA® FORM 2026–27 Student Robert Smith Save FAFSA Menu



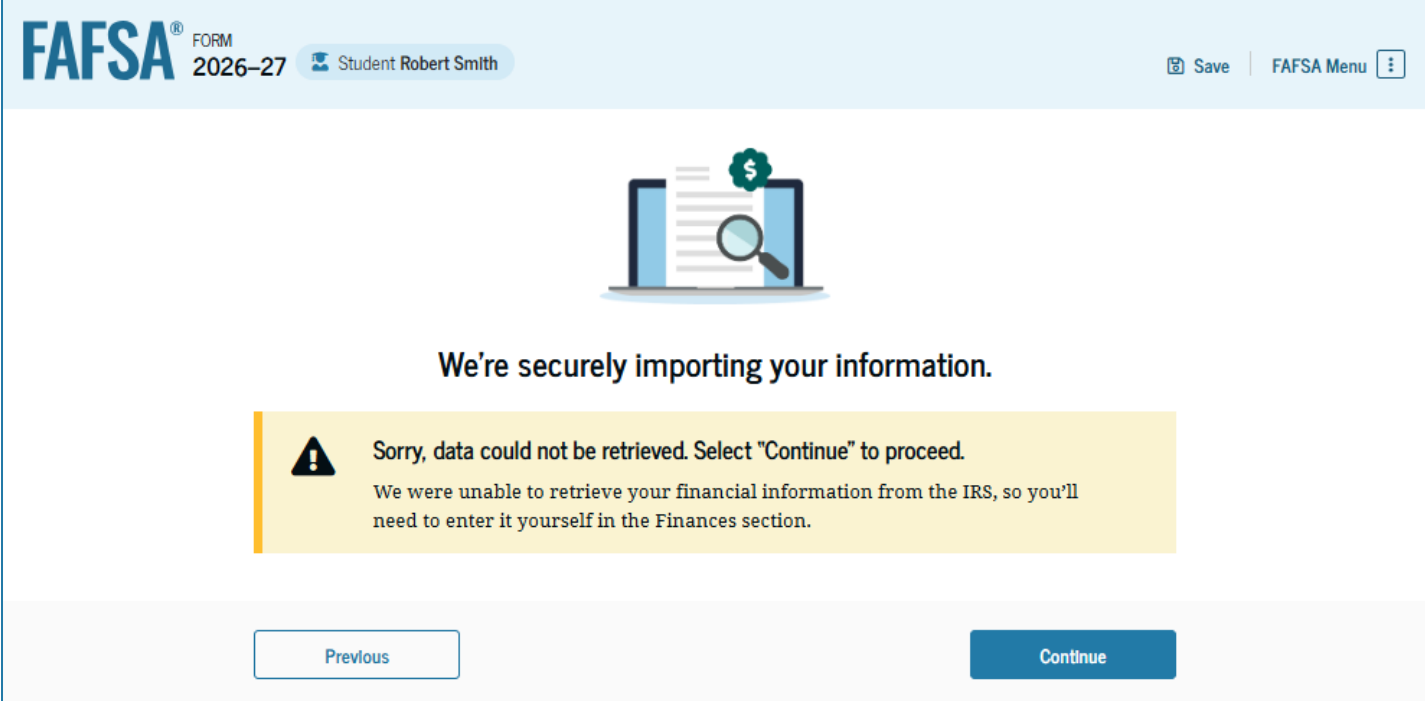
We're securely importing your information.

Do not leave this page while your information is being imported into your application.


Loading...

Married Student: Imports IRS Information (Continued)


This page displays the results from the IRS import for the student. For this scenario, the student is starting a new FAFSA® form and there is no federal tax information available from the IRS.



FAFSA® FORM 2026-27 Student Robert Smith Save FAFSA Menu



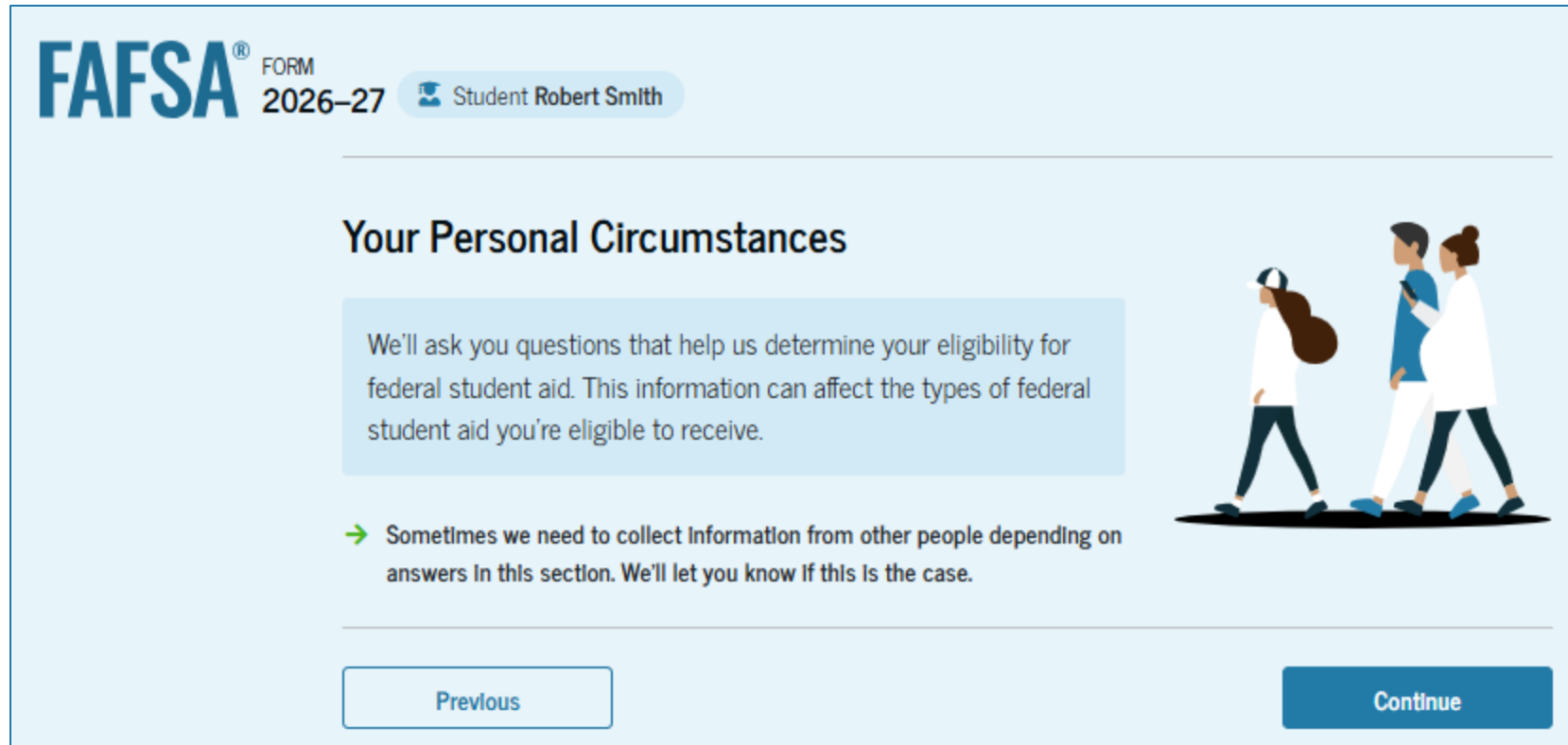
We're securely importing your information.

 Sorry, data could not be retrieved. Select "Continue" to proceed.
We were unable to retrieve your financial information from the IRS, so you'll need to enter it yourself in the Finances section.

Previous Continue

Introduction: Married Student Personal Circumstances

This is the first page within the "Your Personal Circumstances" section. It provides an overview of the section.



The screenshot shows the FAFSA 2026-27 interface for Student Robert Smith. The page title is "Your Personal Circumstances". A light blue box contains the text: "We'll ask you questions that help us determine your eligibility for federal student aid. This information can affect the types of federal student aid you're eligible to receive." Below this, a green arrow points to the text: "Sometimes we need to collect information from other people depending on answers in this section. We'll let you know if this is the case." To the right of the text is an illustration of three people walking. At the bottom, there are two buttons: "Previous" and "Continue".

FAFSA[®] FORM 2026-27 Student Robert Smith

Your Personal Circumstances

We'll ask you questions that help us determine your eligibility for federal student aid. This information can affect the types of federal student aid you're eligible to receive.

→ Sometimes we need to collect information from other people depending on answers in this section. We'll let you know if this is the case.

Previous Continue

Married Student: Marital Status

The student is asked about their marital status. The student selects the "Married (not separated)" option.

The screenshot shows the FAFSA 2026-27 interface for Student Robert Smith. At the top, the FAFSA logo and form year are on the left, the student's name is in the center, and 'Save' and 'FAFSA Menu' buttons are on the right. A progress bar below the header shows five steps: 1. Personal Circumstances (active), 2. Demographics, 3. Financials, 4. Colleges, and 5. Signature. The main section is titled 'Student Current Marital Status' with a help icon. It contains five radio button options: 'Single (never married)', 'Married (not separated)' (selected), 'Remarried', 'Separated', and 'Widowed'. At the bottom, there are 'Previous' and 'Continue' buttons.

FAFSA[®] FORM 2026-27 Student Robert Smith Save FAFSA Menu

1 Personal Circumstances 2 Demographics 3 Financials 4 Colleges 5 Signature

Student Current Marital Status ⓘ

☐ Single (never married)

☒ Married (not separated)

☐ Remarried

☐ Separated

☐ Divorced

☐ Widowed

Previous Continue

Married Student: College or Career School Plans

The student is asked about their college grade level for the 2026–27 school year and if the student will have their first bachelor's degree. The student selects "Master's or doctorate program (such as, M.A., MBA, M.D., J.D., Ph.D., Ed.D., etc.)" and "Yes" to the question about the student's first bachelor's degree. Because they have answered "Yes," the student is asked if they will be pursuing an initial teaching certification. The student selects "No."

The screenshot shows the FAFSA 2026-27 form for Student Robert Smith. The progress bar at the top indicates the following steps: 1. Personal Circumstances (highlighted), 2. Demographics, 3. Financials, 4. Colleges, and 5. Signature. The current section is titled "Student College or Career School Plans".

Question 1: When the student begins the 2026–27 school year, what will their college grade level be? ①

- ☐ First year (freshman)
- ☐ Second year (sophomore)
- ☐ Other undergraduate (junior and beyond)
- ☒ Master's, doctorate, or graduate certificate program (such as M.A., MBA, M.D., J.D., Ph.D., Ed.D., etc.)

Question 2: When the student begins the 2026–27 school year, will they already have their first bachelor's degree? ①

- ☒ Yes
- ☐ No

Question 3: Will the student be pursuing an initial teaching certification at the elementary or secondary level? ①

- ☐ Yes
- ☒ No

Navigation buttons at the bottom: Previous and Continue.

Married Student: Personal Circumstances

The student is asked if any of the listed personal circumstances apply. The student selects "None of these apply."

FAFSA[®] FORM 2026–27 Student Robert Smith Save FAFSA Menu

1 Personal Circumstances 2 Demographics 3 Financials 4 Colleges 5 Signature

Student Personal Circumstances

Select all that apply or "None of these apply."

- ☐ The student is currently serving on active duty in the U.S. armed forces for purposes other than training. ⓘ
- ☐ The student is a veteran of the U.S. armed forces. ⓘ
- ☐ The student has children or other people (excluding their spouse) who live with them and receive more than half of their support from the student now and between July 1, 2026, and June 30, 2027. ⓘ
- ☐ At any time since the student turned 13, they were an orphan (no living biological or adoptive parent). ⓘ
- ☐ At any time since the student turned 13, they were a ward of the court. ⓘ
- ☐ At any time since the student turned 13, they were in foster care. ⓘ
- ☐ The student is or was a legally emancipated minor, as determined by a court in their state of residence. ⓘ
- ☐ The student is or was in a legal guardianship with someone other than their parent or stepparent, as determined by a court in their state of residence. ⓘ
- ☒ None of these apply.

Previous Continue

Married Student: Homelessness Status

The student is asked if they were homeless or at risk of being homeless. The student selects "No."

The screenshot shows the FAFSA 2026-27 interface for Student Robert Smith. At the top, the FAFSA logo and form year are displayed, along with the student's name and a 'Save' button. A progress bar indicates five steps: 1. Personal Circumstances (active), 2. Demographics, 3. Financials, 4. Colleges, and 5. Signature. The main heading is 'Student Homelessness'. Below it, a question is posed: 'At any time on or after July 1, 2025, was the student unaccompanied and either (1) homeless or (2) self-supporting and at risk of being homeless?'. Two radio button options are provided: 'Yes' and 'No'. The 'No' option is selected. At the bottom, there are 'Previous' and 'Continue' buttons.

FAFSA[®] FORM 2026-27 Student Robert Smith Save FAFSA Menu

1 Personal Circumstances 2 Demographics 3 Financials 4 Colleges 5 Signature

Student Homelessness

At any time on or after July 1, 2025, was the student unaccompanied and either (1) homeless or (2) self-supporting and at risk of being homeless? ⓘ

☐ Yes ☒ No

Previous Continue


Married Student Dependency Status: Independent Student

Based on the answers provided by the student, the student is considered an independent student. The student is not required to provide information about their parents due to this status.

FAFSA[®] FORM 2026-27 Student Robert Smith Save FAFSA Menu

1 Personal Circumstances 2 Demographics 3 Financials 4 Colleges 5 Signature

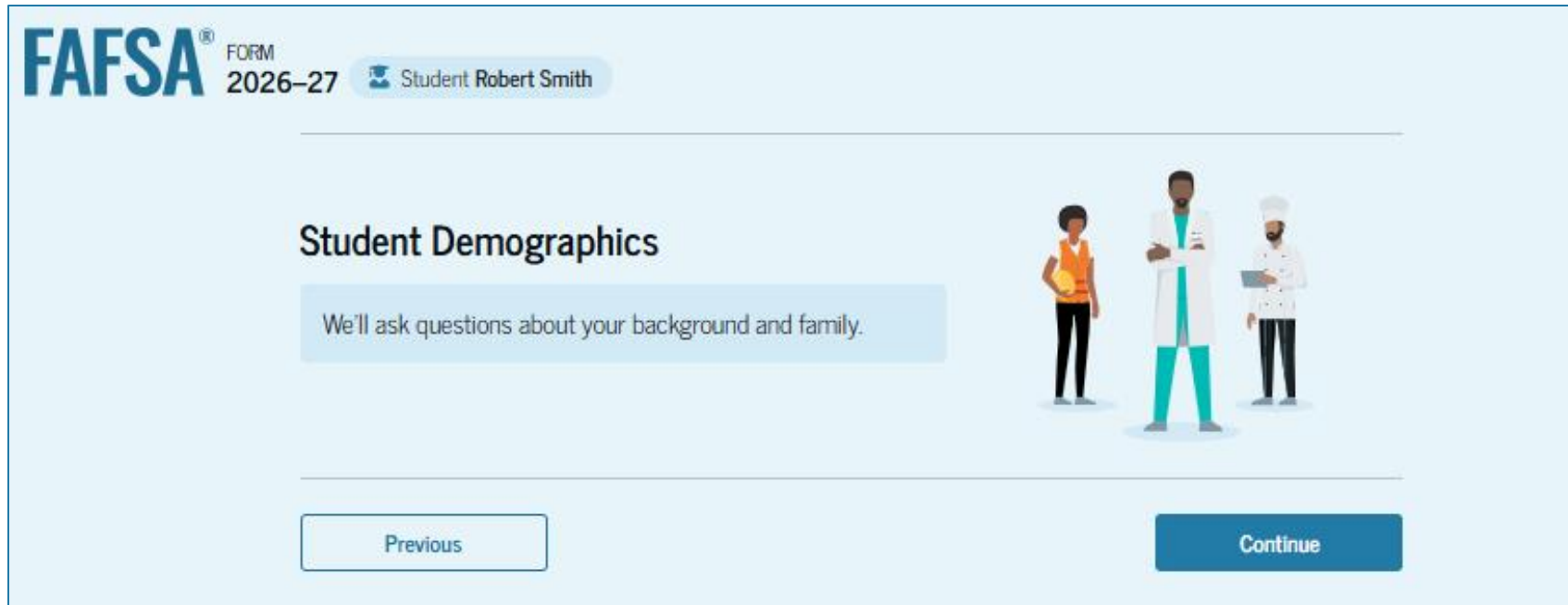
Your Dependency Status

 **Independent Student**
Based on your answers, you're an independent student. This means you don't need to answer financial questions about your parents to complete your FAFSA[®] form.

Previous Continue

Introduction: Married Student Demographics

This is the first page within the "Student Demographics" section. It provides an overview of the section.



The screenshot shows the FAFSA 2026-27 interface. At the top left is the FAFSA logo with "FORM 2026-27" and a user profile for "Student Robert Smith". The main heading is "Student Demographics". Below it, a light blue box contains the text "We'll ask questions about your background and family." To the right of this text is an illustration of three diverse people: a woman in an orange vest, a man in a white lab coat, and a chef. At the bottom, there are two buttons: "Previous" on the left and "Continue" on the right.

Married Student: Demographic Information

The student is asked to identify their sex. The student selects "Male."

The screenshot displays the FAFSA 2026-27 interface for Student Robert Smith. The progress bar at the top indicates five steps: 1. Personal Circumstances (completed), 2. Demographics (current step), 3. Financials, 4. Colleges, and 5. Signature. The main heading is "Student Demographic Information". A green box contains a disclaimer: "Questions Used for Research Purposes Only and Do Not Affect Federal Student Aid Eligibility. Your answers will not: affect the student's eligibility for federal student aid, be used in any aid calculations, or be shared with the schools to which the student applies." Below this, the question "What is the student's sex?" is shown with a help icon. Two radio button options are provided: "Male" (selected) and "Female". At the bottom, there are "Previous" and "Continue" buttons.

FAFSA[®] FORM 2026-27 Student Robert Smith Save FAFSA Menu

1 Personal Circumstances 2 Demographics 3 Financials 4 Colleges 5 Signature

Student Demographic Information

Questions Used for Research Purposes Only and Do Not Affect Federal Student Aid Eligibility

Your answers will not

- affect the student's eligibility for federal student aid,
- be used in any aid calculations, or
- be shared with the schools to which the student applies.

What is the student's sex? ⓘ

☒ Male

☐ Female

Previous Continue

Married Student: Race and Ethnicity

The student is asked to identify their race. The student selects the checkboxes that apply. After making a selection, a second drop-down box appears, and the student selects the checkboxes that apply to them.

FAFSA FORM 2026-27 Student Robert Smith Save FAFSA Menu

Personal Circumstances Demographics Financials Colleges Signature

Student Race and Ethnicity

Questions Used for Research Purposes Only and Do Not Affect Federal Student Aid Eligibility

Your answers will not

- affect the student's eligibility for federal student aid.
- be used in any aid calculations, or
- be shared with the schools to which the student applies.

What is the student's race and/or ethnicity?
Select all that apply and enter additional details in the spaces below.

☐ American Indian or Alaska Native

☐ Asian

☐ Black or African American

☒ Hispanic or Latino

☐ Mexican

☐ Puerto Rican

☒ Salvadorian

☐ Cuban

☐ Dominican

☐ Guatemalan

Other Hispanic or Latino (Enter, for example, Colombian, Hondurian, Spaniard, etc.)

☐ Middle Eastern or North African

☐ Native Hawaiian or Pacific Islander

☒ White

☐ English

☐ German

☐ Irish

☐ Italian

☐ Polish

☐ Scottish

Other White (Enter, for example, French, Swedish, Norwegian, etc.)

French

☐ Prefer Not To Answer

Previous Continue

Married Student: Citizenship Status

The student is asked about their citizenship status. The student selects the "U.S. citizen or national" option.

The screenshot shows the FAFSA 2026-27 interface for Student Robert Smith. At the top, the FAFSA logo and form year are on the left, the student's name is in the center, and 'Save' and 'FAFSA Menu' buttons are on the right. A progress bar below the header shows five steps: 1. Personal Circumstances (checked), 2. Demographics (active), 3. Financials, 4. Colleges, and 5. Signature. The main section is titled 'Student Citizenship Status' with an information icon. It contains three radio button options: 'U.S. citizen or national' (selected), 'Eligible noncitizen', and 'Neither U.S. citizen nor eligible noncitizen'. At the bottom, there are 'Previous' and 'Continue' buttons.

FAFSA[®] FORM 2026-27 Student Robert Smith Save | FAFSA Menu

1 Personal Circumstances 2 Demographics 3 Financials 4 Colleges 5 Signature

Student Citizenship Status ⓘ

☒ U.S. citizen or national

☐ Eligible noncitizen

☐ Neither U.S. citizen nor eligible noncitizen

Previous Continue

Married Student: Parent Education Status

The student is asked about their parents' education status. The student selects the "Neither parent attended college" option.

The screenshot displays the FAFSA 2026-27 application interface for Student Robert Smith. The top navigation bar includes the FAFSA logo, the form year (2026-27), the student's name, and buttons for 'Save' and 'FAFSA Menu'. A progress indicator shows five steps: 1. Personal Circumstances (completed), 2. Demographics (current), 3. Financials, 4. Colleges, and 5. Signature.

The 'Parent Education Status' section asks: 'Did either of the student's parents attend college or complete college?'. Four radio button options are provided:

- ☒ Neither parent attended college
- ☐ One or both parents attended college, but neither parent completed college
- ☐ One or both parents completed college
- ☐ Don't know

At the bottom of the form, there are 'Previous' and 'Continue' buttons.

Married Student: Parent Killed in Line of Duty

The student is asked if their parent was killed in the line of duty. The student selects the "No" option.

The screenshot shows the FAFSA 2026-27 application interface for Student Robert Smith. The progress bar at the top indicates the following steps: 1. Personal Circumstances (completed), 2. Demographics (current step), 3. Financials, 4. Colleges, and 5. Signature. The main heading is "Parent Killed in Line of Duty". The question asks: "Was the student's parent or guardian killed in the line of duty while either (1) serving on active duty as a member of the U.S. armed forces on or after the events of 9/11, or (2) performing official duties as a public safety officer?" There is an information icon to the right of the question. Below the question, a note states: "Public safety officers include law enforcement officers, firefighters, and emergency service workers." Two radio button options are provided: "Yes" (unselected) and "No" (selected). At the bottom, there are "Previous" and "Continue" buttons.

FAFSA[®] FORM 2026-27 Student Robert Smith Save FAFSA Menu

1 Personal Circumstances 2 Demographics 3 Financials 4 Colleges 5 Signature

Parent Killed in Line of Duty

Was the student's parent or guardian killed in the line of duty while either (1) serving on active duty as a member of the U.S. armed forces on or after the events of 9/11, or (2) performing official duties as a public safety officer? ⓘ

Public safety officers include law enforcement officers, firefighters, and emergency service workers.

☐ Yes ☒ No

Previous Continue

Married Student: High School Completion Status

The student is asked about what their high school completion status will be when the student starts the 2026–27 school year. The student selects the "High school diploma" option.

The screenshot shows the FAFSA 2026-27 interface for Student Robert Smith. The progress bar at the top indicates the following steps: 1. Personal Circumstances (completed), 2. Demographics (current step), 3. Financials, 4. Colleges, and 5. Signature. The main heading is "Student High School Completion Status". Below it, the question is "What will the student's high school completion status be at the beginning of the 2026–27 school year?". There are four radio button options: "High school diploma" (selected), "State-recognized high school equivalent (e.g., GED certificate)", "Homeschooled", and "None of the above". At the bottom, there are "Previous" and "Continue" buttons.

FAFSA[®] FORM 2026–27 Student Robert Smith Save FAFSA Menu

1 Personal Circumstances 2 Demographics 3 Financials 4 Colleges 5 Signature

Student High School Completion Status

What will the student's high school completion status be at the beginning of the 2026–27 school year? ⓘ

☒ High school diploma

☐ State-recognized high school equivalent (e.g., GED certificate)

☐ Homeschooled

☐ None of the above

Previous Continue

Married Student: High School Information

Because the student selected high school diploma, the student is asked to select which high school they did or will graduate from. The student enters the high school's state and city. After selecting "Search," the student selects the correct high school from the search results.

FAFSA[®] FORM 2026-27 Student Robert Smith Save FAFSA Menu

1 Personal Circumstances 2 Demographics 3 Financials 4 Colleges 5 Signature

Student High School Information

From what high school did or will the student graduate? ⓘ

State
Texas (TX)

City
Austin

High School Name optional
mcneil

Mcneil H S

Previous Continue

FAFSA[®] FORM 2026-27 Student Robert Smith Save FAFSA Menu

1 Personal Circumstances 2 Demographics 3 Financials 4 Colleges 5 Signature

Student High School Information

From what high school did or will the student graduate? ⓘ

State
Texas (TX)

City
Austin

High School Name optional
Mcneil H S

Mcneil H S
Austin, Texas (TX)

Search Again

Previous Continue

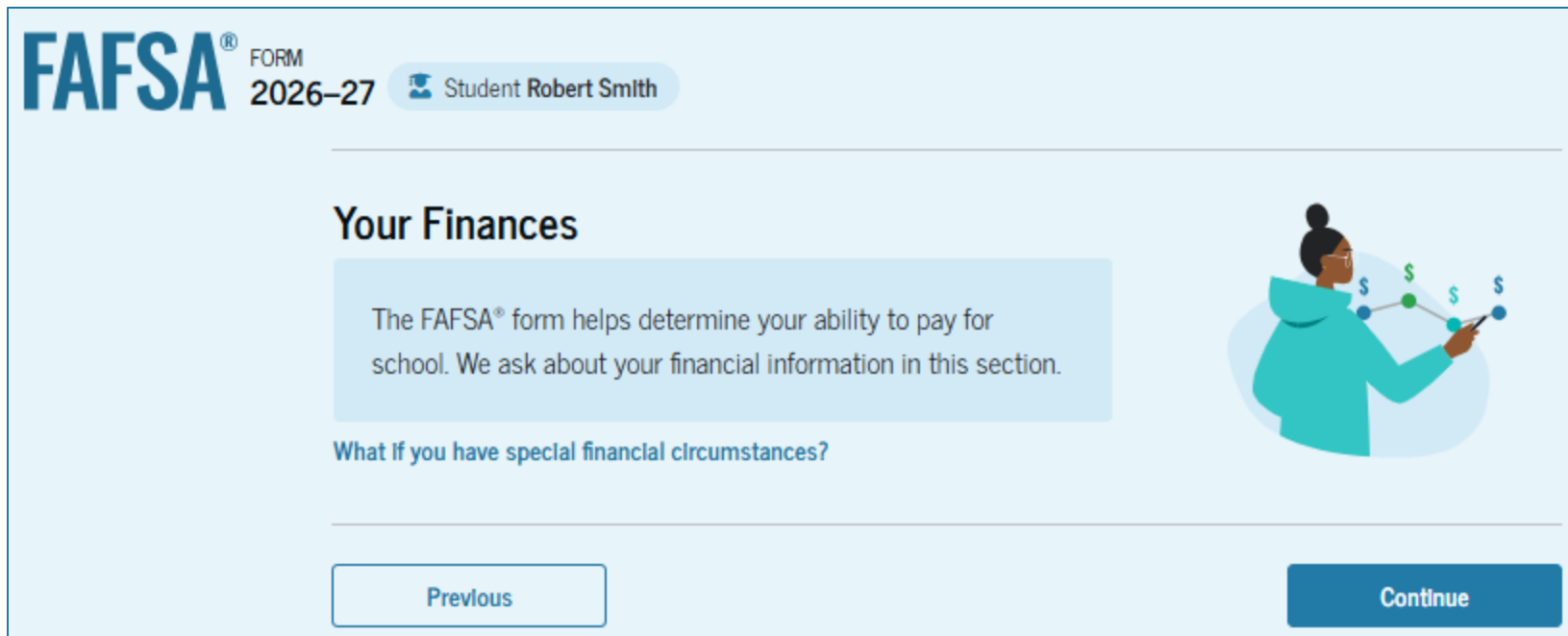
Married Student: Confirms High School

The student has the option to edit the high school information presented on this page by selecting "Edit," which will return the student to the high school information page. The student confirms the high school information and selects "Continue" to proceed to the next section.

The screenshot shows the FAFSA 2026-27 interface for Student Robert Smith. At the top, the FAFSA logo and form year are displayed. A progress bar indicates five steps: 1. Personal Circumstances (completed), 2. Demographics (current step), 3. Financials, 4. Colleges, and 5. Signature. The main heading is 'Confirm Your High School', followed by instructions to verify high school information. Below this, the form displays the following details: High School Name (Mcneil H S), City (Austin), and State (TX). An 'Edit' link with a pencil icon is located to the right of the High School Name. At the bottom, there are two buttons: 'Previous' and 'Continue'.

Introduction: Married Student Financials

This is the first page within the "Your Finances" section. It provides an overview of the section. The student can select the hyperlink to learn about special financial circumstances.



FAFSA[®] FORM 2026-27 Student Robert Smith

Your Finances

The FAFSA[®] form helps determine your ability to pay for school. We ask about your financial information in this section.

[What if you have special financial circumstances?](#)

[Previous](#) [Continue](#)

Married Student: Federal Benefits Received

This page asks the student if the student or anyone in the student's family has received federal benefits. The student selects "None of these apply."

FAFSA[®] FORM 2026-27 Student Robert Smith Save FAFSA Menu

Personal Circumstances Demographics **Financials** Colleges Signature

Federal Benefits Received

Responses Won't Reduce Federal Student Aid Eligibility
Answering these questions won't reduce your eligibility for federal student aid or these programs.

At any time during 2024 or 2025, did the student or anyone in their family receive benefits from any of the following federal programs? ⓘ
Family includes the student's spouse, children, and other dependents. Select all that apply or "None of these apply."

- ☐ Earned Income Credit (EIC) ⓘ
- ☐ Federal Housing Assistance ⓘ
- ☐ Free or Reduced Price School Lunch ⓘ
- ☐ Medicaid ⓘ
- ☐ Refundable Credit for Coverage Under a Qualified Health Plan (QHP) or Health Insurance Subsidy ⓘ
- ☐ Supplemental Nutrition Assistance Program (SNAP) ⓘ
- ☐ Supplemental Security Income (SSI) ⓘ
- ☐ Temporary Assistance for Needy Families (TANF) ⓘ
- ☐ Special Supplemental Nutrition Program for Women, Infants, and Children (WIC) ⓘ
- ☒ None of these apply.

Previous Continue

Married Student: Tax Filing Status

This page asks the student about their tax filing status. The student selects "No" to "Did or will the student file a 2024 IRS Form 1040 or 1040-NR?" Because of this selection, the student is asked if they earned income in a foreign country, were employed by an international organization but not required to report income on any tax return, or filed a tax return with Puerto Rico or another U.S. territory. The student selects "No."

The screenshot shows the FAFSA 2026-27 interface for Student Robert Smith. The progress bar at the top indicates the following steps: 1. Personal Circumstances (checked), 2. Demographics (checked), 3. Financials (current step, highlighted in blue), 4. Colleges, 5. Contributor Invite, and 6. Signature. The main heading is "Student Tax Filing Status".

Question 1: Did or will the student file a 2024 IRS Form 1040 or 1040-NR? ⓘ

Options: ☐ Yes, ☒ No

Question 2: Did the student earn income in a foreign country in 2024, were they employed by an international organization but not required to report their income on any tax return, or did they file a tax return with Puerto Rico or another U.S. territory? ⓘ

Examples of international organizations include the United Nations, World Bank, and the International Monetary Fund.

Options: ☐ Yes, ☒ No

Navigation buttons: Previous, Continue

Married Student: Family Size

This page displays the family size for the student. The student has the option to enter the number of children or other dependents who live with the student and will receive more than half of their support from the student between July 1, 2026, and June 30, 2027.

The screenshot shows the FAFSA 2026-27 interface for Student Robert Smith. The progress bar at the top indicates the following steps: Personal Circumstances (checked), Demographics (checked), Financials (current step, marked with a 3), Colleges (marked with a 4), Contributor Invite (marked with a 5), and Signature (marked with a 6). The 'Family Size' section is titled and includes a note: 'Based on answers to previous questions, we've made some assumptions about the student's family. The student (and student's spouse, if married) are always included in the family size. The box below shows the student's family size based on our assumptions and the number of children or other dependents you report.' A green box displays 'The student's family size is 2.' with a breakdown: Student: 1, Student's Spouse: 1, Student's Children and Other Dependents: 0. Below this, instructions state: 'Enter the number of children or other dependents who live with the student and will receive more than half of their support from the student between July 1, 2026, and June 30, 2027. Include dependent children who meet these criteria, even if they live apart because of college enrollment. Do not include the student applicant.' A text input field contains the number '0' with an information icon to its right. At the bottom are 'Previous' and 'Continue' buttons.

FAFSA[®] FORM 2026-27 Student Robert Smith Save FAFSA Menu

Personal Circumstances Demographics Financials Colleges Contributor Invite Signature

Family Size

Based on answers to previous questions, we've made some assumptions about the student's family. The student (and student's spouse, if married) are always included in the family size. The box below shows the student's family size based on our assumptions and the number of children or other dependents you report.

The student's family size is 2.

Student: 1 Student's Spouse: 1 Student's Children and Other Dependents: 0

Enter the number of children or other dependents who live with the student and will receive more than half of their support from the student between July 1, 2026, and June 30, 2027.

Include dependent children who meet these criteria, even if they live apart because of college enrollment. Do not include the student applicant.

0 ⓘ

Previous Continue

Married Student: Number in College

This page asks the student how many people in the family will be in college between July 1, 2026, and June 30, 2027. The student enters a response into the entry field.

The screenshot shows the FAFSA 2026-27 interface for Student Robert Smith. At the top, the FAFSA logo and form year are on the left, the student's name is in the center, and 'Save' and 'FAFSA Menu' are on the right. A progress bar below the header shows six steps: Personal Circumstances (checked), Demographics (checked), Financials (active, highlighted with a blue circle and number 3), Colleges (number 4), Contributor Invite (number 5), and Signature (number 6). The main heading is 'Number in College'. Below it, a green box contains the question: 'Out of the 2 people in the student's family, how many will be in college between July 1, 2026, and June 30, 2027?'. A note below the question states: 'Always include the student applicant. Also include the student's spouse, children, or other dependents if they will also be in college during this time.' A text input field contains the number '1', followed by an information icon (i). At the bottom, there are 'Previous' and 'Continue' buttons.

FAFSA[®] FORM 2026-27 Student Robert Smith Save | FAFSA Menu

Personal Circumstances Demographics Financials Colleges Contributor Invite Signature

Number in College

Out of the 2 people in the student's family, how many will be in college between July 1, 2026, and June 30, 2027?

Always include the student applicant. Also include the student's spouse, children, or other dependents if they will also be in college during this time.

1 ⓘ

Previous Continue

Married Student: Assets

The student is asked about their assets. The student enters a response in each entry field. If the student has nothing to report, the student enters the numeral zero.

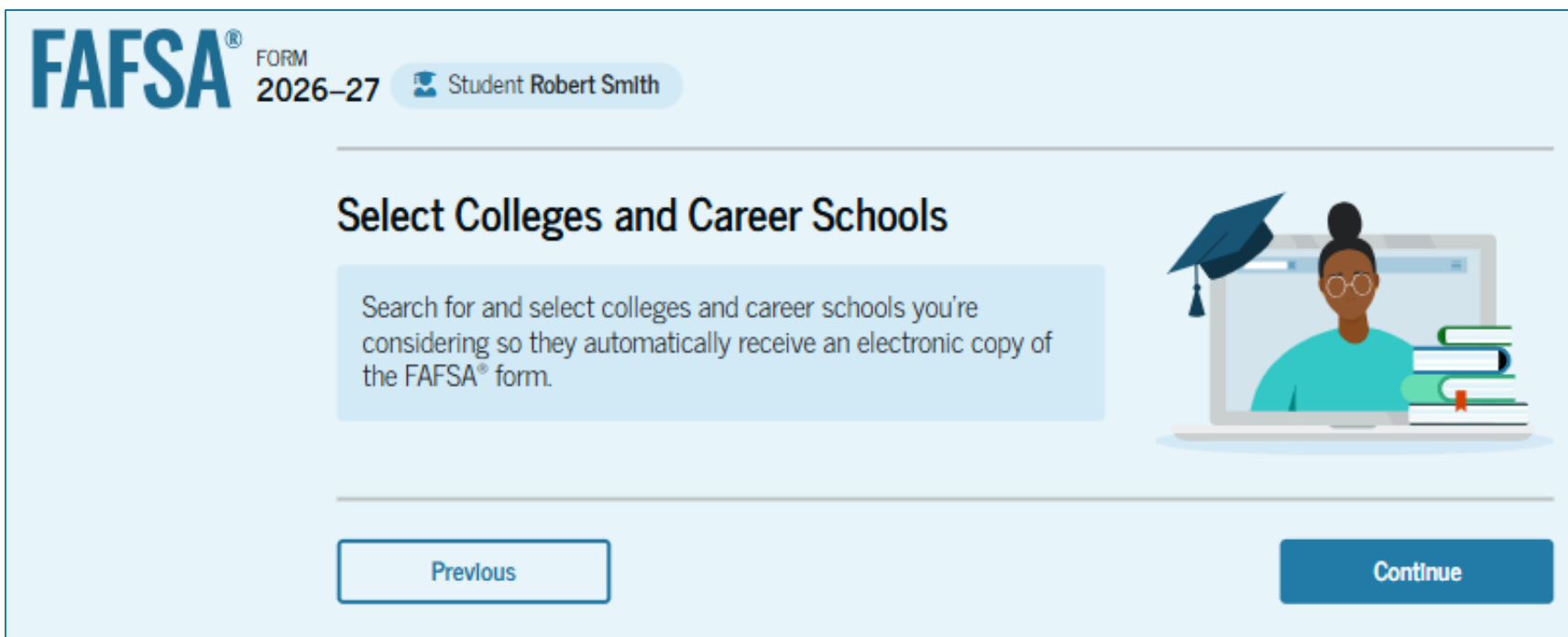
The screenshot shows the FAFSA 2026-27 interface for Student Robert Smith. The progress bar at the top indicates the following steps: Personal Circumstances (1), Demographics (2), Financials (3, currently active), Colleges (4), Contributor Invite (5), and Signature (6). The main heading is "Report Combined Assets and Child Support Received" with the instruction "Report the combined assets and child support received for the student and their spouse." Below this, there are three sections for reporting financial information, each with a dollar sign input field and a help icon:

- Annual Child Support Received**
Enter the total amount of child support the student received for the last complete calendar year.
Input field: \$ [0] .00
- Student Assets**
Current Total of Cash, Savings, and Checking Accounts
Don't include student aid, retirement accounts, or investments.
Input field: \$ [] .00
- Current Net Worth of Investments, Including Real Estate**
Don't include the home the student lives in. Net worth is the value of the investments minus any debts owed against them.
Input field: \$ [] .00
- Current Net Worth of Businesses and Farms**
Enter the net worth of the student's businesses and income-producing farms. Net worth is the value of the businesses and farms minus any debts owed against them. Don't include a family business with 100 or fewer full-time employees, farms where the family resides, or a commercial fishing business and related expenses.
Input field: \$ [] .00

At the bottom of the form, there are "Previous" and "Continue" buttons.

Introduction: Married Student Select Colleges

This is the first page in the "Select Colleges and Career Schools" section. It provides an overview of the section.



The screenshot shows the FAFSA 2026-27 interface. At the top left is the FAFSA logo with 'FORM 2026-27'. To its right is a blue pill-shaped button with a person icon and the text 'Student Robert Smith'. Below this is a horizontal line. The main heading is 'Select Colleges and Career Schools'. Underneath is a light blue box containing the text: 'Search for and select colleges and career schools you're considering so they automatically receive an electronic copy of the FAFSA® form.' To the right of this box is an illustration of a person with glasses and a graduation cap, sitting at a desk with a laptop and books. At the bottom, there are two buttons: a light blue 'Previous' button on the left and a dark blue 'Continue' button on the right.

Married Student: College Search

The student is asked to search for the colleges, career schools, or trade schools that will receive their FAFSA® information. The student searches for a school by entering a state, city, and/or school name. After selecting "Search," the student selects the correct school(s) from the search results. Students can send their FAFSA information to a maximum of 20 schools. The student must add at least one school to continue.

FAFSA® FORM 2026-27 Student Robert Smith Save FAFSA Menu

Personal Circumstances Demographics Financials **Colleges** Contributor Invite Signature

Where should we send the FAFSA® information?
Add at least one college or career school now.

You can add or remove schools before and after submitting your form.
You can add up to 20 schools. List any schools you're considering, even if you're not certain you'll apply to them. [Find tips for searching for colleges or career schools.](#)

0 out of 20 schools selected View Selected Schools

Search by State Enter School Code

State
cali

California (CA)

Previous Continue

Academy of Art University San Francisco, California (CA)	Federal School Code 007531	✓ Selected
Academy of Esthetics and Cosmetology Sylmar, California (CA)	Federal School Code 041324	✓ Selected
Academy of Radio & Tv Broadcasting Huntington Beach, California (CA)	Federal School Code 023424	✓ Selected
Acupuncture and Integrative Medicine Col Berkeley, California (CA)	Federal School Code 033274	✓ Selected

Search and Select More Schools

< Previous 1 2 3 4 5 Next >

Previous Continue

✓ 6 out of 20 schools have been selected

Married Student: Selected Colleges

The student can review which school(s) they have selected. If 20 schools have not been selected, the student has the option to search and select more schools, and, in some states, the student has the option to reorder the list of selected schools.

FAFSA® FORM 2026-27 Student Robert Smith Save FAFSA Menu

Personal Circumstances Demographics Financials **Colleges** Contributor Invite Signature

Selected Colleges and Career Schools

These are the colleges and career schools that you've selected to receive the FAFSA® form.

Review this list of schools and confirm your selection(s).

School List Guidelines for Iowa Residents

To be eligible for state grant aid in Iowa, you must list an eligible in-state college. The order of schools in your college list will not impact your eligibility for state aid programs.

4 out of 20 schools selected

Showing 1 to 4 of 4

Academy of Art University San Francisco, California (CA)	Federal School Code 007531	Remove	View Information
Academy of Esthetics and Cosmetology Sylmar, California (CA)	Federal School Code 041324	Remove	View Information
Academy of Radio & Tv Broadcasting Huntington Beach, California (CA)	Federal School Code 023424	Remove	View Information
Acupuncture and Integrative Medicine Col Berkeley, California (CA)	Federal School Code 033274	Remove	View Information

[Search and Select More Schools](#)

[Previous](#) [Continue](#)

Introduction: Married Student Invites Contributor

This is the first page in the "Invite Spouse as a Contributor" section, which is the last student section to require information. It provides an overview of the section.

The screenshot shows the FAFSA 2026-27 interface for Student Robert Smith. At the top, the FAFSA logo and form year are on the left, the student's name is in the center, and 'Save' and 'FAFSA Menu' options are on the right. A progress bar below the header shows six steps: Personal Circumstances, Demographics, Financials, Colleges, Contributor Invite (the current step, marked with a blue circle and the number 5), and Signature (marked with a grey circle and the number 6). The main heading is 'Invite Spouse as a Contributor'. Below this, a text box explains that a contributor is anyone required to provide information on the FAFSA form and that inviting a spouse as a contributor will help determine eligibility for federal financial aid by providing the spouse's email address. To the right of the text is an illustration of a man and a woman sitting on a bench, with the man pointing at a laptop held by the woman. At the bottom, there are 'Previous' and 'Continue' buttons.

FAFSA® FORM 2026-27 Student Robert Smith Save FAFSA Menu

Personal Demographics Financials Colleges **Contributor Invite** Signature

Invite Spouse as a Contributor

A contributor is anyone who's required to provide information on your FAFSA form. You need to invite your spouse as a contributor.

This will help us get a better understanding of your eligibility for federal financial aid. You'll need to provide your spouse's email address to invite them to your form.

Previous Continue

Married Student: Invite Contributor (Continued 1 of 2)

The student is asked to enter their spouse's email address to invite the spouse to the FAFSA® form. After entering the email address, the student selects "Send Invite." A pop-up window appears, and the student confirms their spouse's email address by selecting "Send Invite."

The screenshot shows the FAFSA 2026-27 interface for Student Robert Smith. The progress bar at the top indicates the following steps: Personal Circumstances (checked), Demographics (checked), Financials (checked), Colleges (checked), Contributor Invite (active), and Signature (pending). The main heading is "Invite Your Spouse to This FAFSA® Form". Below this, a message states: "To determine your federal student aid eligibility, we need more information on your household financial situation. You'll need to invite a contributor to provide this information. Because you are married, you need to invite your spouse as a contributor." A form titled "Invite Your Spouse" contains a green person icon and the label "Spouse". Below this is an "Email" field with the text "emma.mitchell@test.com" and a "Send Invite" button. At the bottom of the screen are "Previous" and "Continue" buttons.

This screenshot shows a confirmation pop-up window over the FAFSA interface. The pop-up has the heading "Send Invite to emma.mitchell@test.com?" and the text "We'll send an invitation link and an access code to this email address." At the bottom of the pop-up are two buttons: "Go Back" and "Send Invite". The background FAFSA interface is dimmed, showing the same progress bar and "Previous" / "Continue" buttons as the previous screenshot.

Married Student: Invite Contributor (Continued 2 of 2)

This page confirms the student's spouse will receive an email inviting them to the student's FAFSA® form. The student's spouse can access the form by accepting the invitation in the email. The student is also provided an invitation link and invitation code on this page that can be shared directly with the student's spouse.

FAFSA® FORM 2026-27 Student Robert Smith Save FAFSA Menu

Personal Circumstances Demographics Financials Colleges Contributor Invite Signature

Spouse Contributor

Once your spouse accepts the invitation, they can complete the spouse section of this FAFSA form.

You can check the status of contributor invitations from the "My Activity" page.

Spouse

emma.mitchell@test.com

Invite Sent

Other ways to send the Invite ^

Copy and Send the Invite Link ⓘ

www.fafsa.gov/invite/7GTJ6EP Copy Link

You can also have them go to www.fafsa.gov/invite and enter code:

7GTJ6EP

Cancel Invite

Previous Continue

Married Student: Review Page

The review page displays the responses that the student has provided in the FAFSA® form. The student can view all responses by selecting "Expand All" or expand each section individually. To edit a response, the student can select the question's hyperlink to be taken to the corresponding page.

The screenshot shows the FAFSA 2026-27 Review Page for Student Robert Smith. The page has a light blue header with the FAFSA logo, the form year, the student's name, and links for 'Save' and 'FAFSA Menu'. Below the header, there is a section titled 'Continue To Sign Your Form' with a summary of the information provided and an illustration of a person on a bicycle. A green checkmark icon indicates that the student has completed the form. Below this, a section titled 'Scroll To Continue' provides instructions on how to proceed. The main content area is titled 'Student Sections' and lists five sections: Introduction Personal Identifiers, Section 1 Personal Circumstances, Section 2 Demographics, Section 3 Financials, and Section 4 Colleges. Each section has a green checkmark icon and a dropdown arrow. At the bottom, there is a 'Contributor Section' with a note that the student cannot change their contributor data. Below this, a table shows that the section is shared with 1 contributor(s). The table has columns for Contributor(s), Role, Invite Code, and Status. The contributor listed is emma.mitchell@test.com, Student Spouse, with invite code 7AWBXBM. There are 'Previous' and 'Continue' buttons at the bottom of the page.

FAFSA® FORM 2026-27 Student Robert Smith Save FAFSA Menu

Continue To Sign Your Form

Here's a summary of the information you provided on the FAFSA® form. Continue once you're ready to submit.

Scroll To Continue
After reviewing your answers, scroll to the bottom of the page and select "Continue." Then, sign your section of the FAFSA form.

Student Sections Expand All

- Introduction Personal Identifiers
- Section 1 Personal Circumstances
- Section 2 Demographics
- Section 3 Financials
- Section 4 Colleges

Contributor Section
You cannot change your contributor data. They must log in to StudentAid.gov themselves and update their information if needed.

This Section Is Shared with 1 Contributor(s) Manage Contributor Information

Contributor(s)	Role	Invite Code	Status
emma.mitchell@test.com	Student Spouse	7AWBXBM	Invite Sent

Previous Continue

Married Student: Signature

On this page, the student reviews the terms and conditions of the FAFSA® form and what they'll agree to when the student signs the form.

The screenshot shows the FAFSA 2026-27 Signature page for Student Robert Smith. The page has a light blue header with the FAFSA logo, the text 'FORM 2026-27', the student's name 'Student Robert Smith', and links for 'Save' and 'FAFSA Menu'. A progress bar at the top shows six steps: Personal Circumstances, Demographics, Financials, Colleges, Contributor Invite, and Signature (the current step, marked with a '6' and a checkmark). The main content area is titled 'Sign and Complete Your Section' with an information icon. It contains a green-bordered box labeled 'Summary' with the following text: 'This page confirms that you understand the terms and conditions of the FAFSA® form and filled out the form accurately to the best of your ability.' and 'The FAFSA form is a legal document you will electronically sign with your StudentAid.gov account username and password (FSA ID). Because your FSA ID is associated with your personal information, do not share it with anyone.' Below this, a paragraph states: 'By signing this application electronically using your FSA ID, YOU, THE STUDENT, certify that you' followed by a bulleted list of five items: 'will use federal and/or state student aid only to pay the cost of attending an institution of higher education.', 'are not in default on a federal student loan or have made satisfactory arrangements to repay it.', 'do not owe money back on a federal student grant or have made satisfactory arrangements to repay it.', 'will notify your school if you default on a federal student loan, and', and 'will not receive a Federal Pell Grant from more than one school for the same period of time.' Another paragraph follows: 'By signing this application electronically using your StudentAid.gov account username and password, you certify that all of the information you provided is true and complete to the best of your knowledge and you agree, if asked, to provide' followed by a bulleted list of two items: 'information that will verify the accuracy of your completed form, and' and 'U.S. or foreign income tax forms that you filed or are required to file.' The final paragraph at the bottom states: 'You also certify that you understand that the secretary of education has the authority to verify information reported on your application.'

FAFSA® FORM 2026-27 Student Robert Smith Save FAFSA Menu

Personal Circumstances Demographics Financials Colleges Contributor Invite **6 Signature**

Sign and Complete Your Section ⓘ

Summary

This page confirms that you understand the terms and conditions of the FAFSA® form and filled out the form accurately to the best of your ability.

The FAFSA form is a legal document you will electronically sign with your StudentAid.gov account username and password (FSA ID). Because your FSA ID is associated with your personal information, do not share it with anyone.

By signing this application electronically using your FSA ID, YOU, THE STUDENT, certify that you

- will use federal and/or state student aid only to pay the cost of attending an institution of higher education,
- are not in default on a federal student loan or have made satisfactory arrangements to repay it,
- do not owe money back on a federal student grant or have made satisfactory arrangements to repay it,
- will notify your school if you default on a federal student loan, and
- will not receive a Federal Pell Grant from more than one school for the same period of time.

By signing this application electronically using your StudentAid.gov account username and password, you certify that all of the information you provided is true and complete to the best of your knowledge and you agree, if asked, to provide

- information that will verify the accuracy of your completed form, and
- U.S. or foreign income tax forms that you filed or are required to file.

You also certify that you understand that the secretary of education has the authority to verify information reported on your application.

Married Student: Signature (Continued)

This is a continuation of the student signature page. After agreeing to the terms and conditions of the FAFSA® form and digitally signing, the student is able to submit their sections of the FAFSA form. Since the student spouse's information has not been provided, the FAFSA form is not considered complete and can't be processed yet.

If you sign this application or any document related to the federal student aid programs electronically using a username and password and/or any other credential, you certify that you are the person identified by the username and password, and/or any other credential and have not disclosed that username and password, and/or any other credential to anyone else. If you purposefully give false or misleading information, including applying as an independent student without meeting the unusual circumstances required to qualify for such a status, you may be subject to criminal penalties under 20 U.S.C. 1097, which may include a fine up to \$20,000, imprisonment, or both.

Additionally, by signing this application electronically using your FSA ID, you authorize the U.S. Department of Education to disclose all information provided on this application, as required under Section 483(a)(2)(D)(i) of the *Higher Education Act of 1965*, as amended, to the institutions you have identified herein, state higher education agencies (in your state of residence and the states in which the institutions identified herein are located), and designated scholarship organizations to assist with the application, award, and administration of federal, state, or institutional financial aid programs and designated scholarship programs. Notwithstanding this authorization, the name of an institution that you select to authorize such disclosure shall not be shared with any other institution.

You must sign your FAFSA® form now and then your contributor can submit your form when complete.

☒ I, Robert Smith, agree to the terms outlined above.

Previous

Sign

Married Student: Section Complete

Upon digitally signing the student section, the student is presented with the "Pending Submission" page. The student is reminded that their FAFSA® form is not completed and can't be submitted until the student's spouse completes the contributor section of the form and signs it. This page also displays next steps the student can take, including tracking and managing their form.

FAFSA® FORM 2026-27 Student Robert Smith Save FAFSA Menu

Student Section 2 Spouse Section

Pending Submission
Check With Your Contributor

Spouse Contributor

Requirements for Married Independent Students
Your FAFSA® form is not complete until your spouse fills out their section of the form and signs it. Once they sign, they will be able to submit the form for processing.

Contributor(s)	Role	Invite Code	Status
emma.mitchell@test.com	Student Spouse	7AW8XB8M	Invite Sent

Manage Invitations



Track and Manage Your FAFSA® Form and Contributors
Your application has been added to the "My Activity" page in your StudentAid.gov account. Visit this page to keep track of your FAFSA status; review, edit, or delete information on your form; and monitor the status of your contributor(s).

View Status


Married Student: Section Complete (Continued)


This is a continuation of the student section complete page. This page displays information for the student about next steps, including checking their email and a reminder that their FAFSA® form is not completed and can't be submitted until the student's spouse completes the contributor section of the form and signs it. Next, in this scenario, the invited spouse will enter the FAFSA form and complete the student spouse section.

Here's What You Can Do Next

-  **Check Your Email**
You'll receive an email version of this page at the following email address:
test592345816@testcod.edu.
-  **Your FAFSA® Form Still Needs Contributor Information**
The contributor(s) you selected will receive an email invitation to join your form.

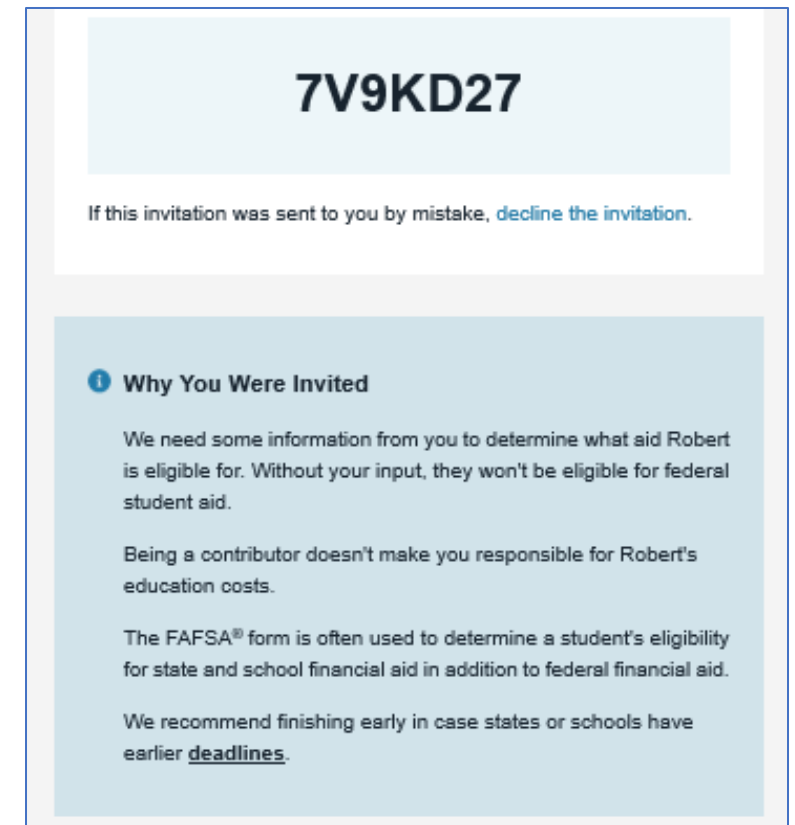
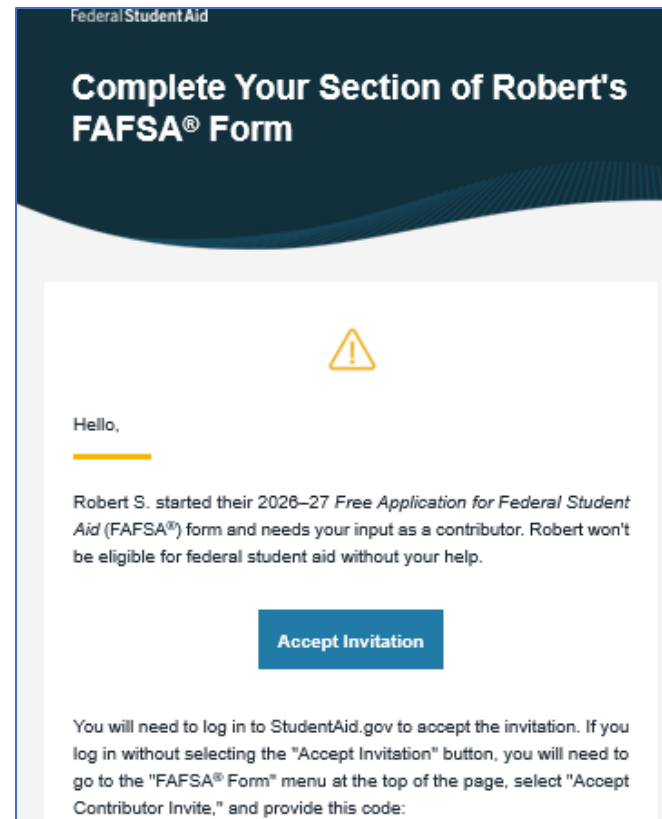
Things You Should Know

 **View Your FAFSA® Submission Summary**
Once your application is complete and submitted, you can view your FAFSA Submission Summary, a summary of the information you provided on your FAFSA form. You'll be able to access the FAFSA Submission Summary one to three days after you submit your application by logging back in with your account username and password (FSA ID).

 **Questions About The FAFSA® Process?**
Visit the "FAFSA Help" page for more information.
[Get Help](#)

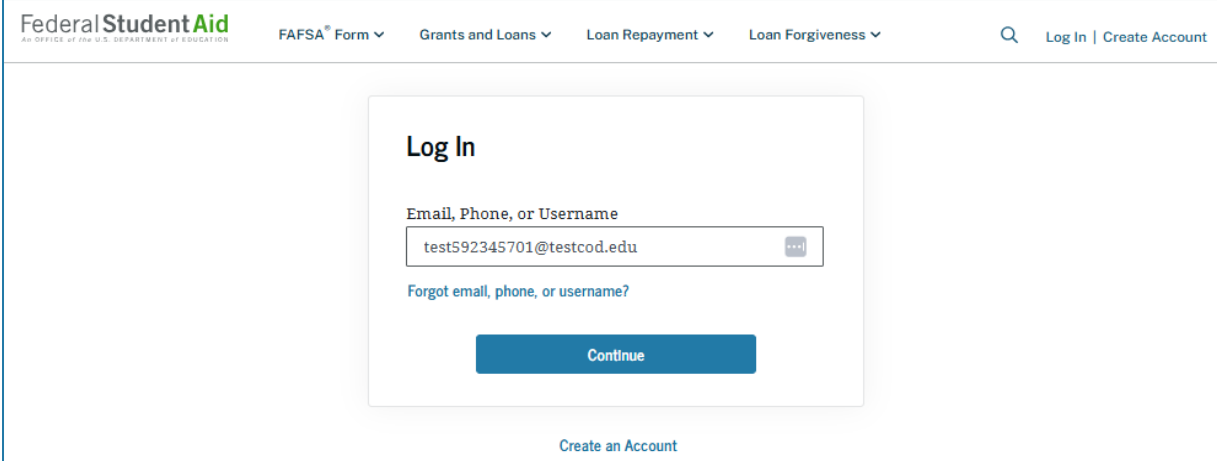
Married Student: Student's Spouse Email

This is NOT a view within StudentAid.gov or the FAFSA® form. This view demonstrates a student's spouse opening the FAFSA invitation from their email. The student's spouse selects "Accept Invitation" and is taken to StudentAid.gov.

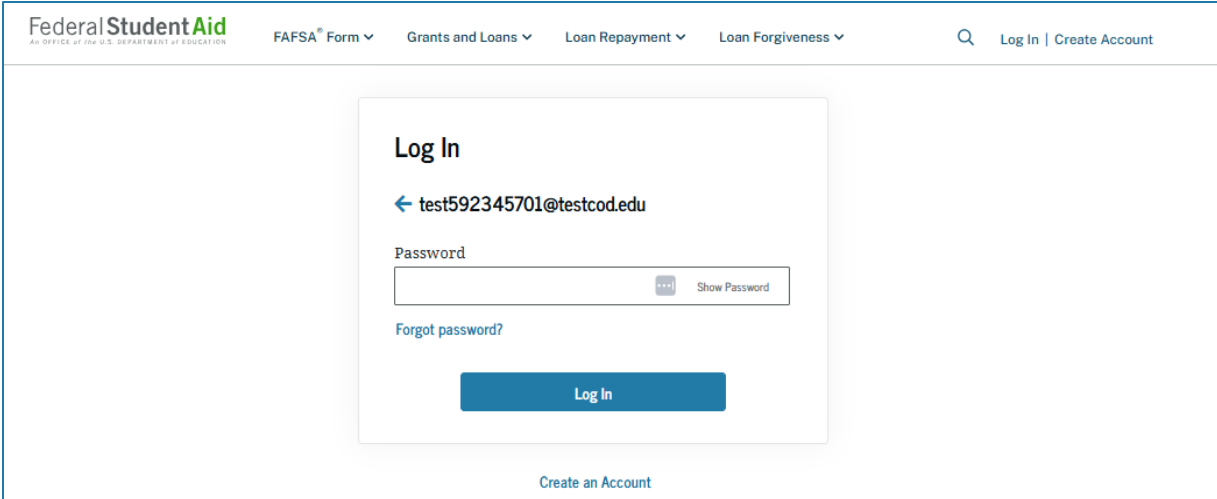


Married Student: Student Spouse Log-in

The student's spouse is taken from their email to the "Log In" page to enter their credentials. To access the FAFSA® form, all users are required to have a StudentAid.gov account username and password. If the student's spouse doesn't have a username and password, they can select "Create an Account."



The screenshot shows the Federal Student Aid website's login interface. At the top, the header includes the Federal Student Aid logo, navigation links for FAFSA Form, Grants and Loans, Loan Repayment, and Loan Forgiveness, and a search icon. The main content area features a "Log In" section with a text input field labeled "Email, Phone, or Username" containing the email address "test592345701@testcod.edu". Below the field is a link for "Forgot email, phone, or username?". A blue "Continue" button is positioned below the link. At the bottom of the page, there is a link to "Create an Account".



This screenshot shows the same Federal Student Aid login page, but with the password field visible. The "Email, Phone, or Username" field now displays a back arrow and the email address "test592345701@testcod.edu". Below it is a "Password" field with a "Show Password" toggle. A link for "Forgot password?" is located below the password field. A blue "Log In" button is positioned below the "Forgot password?" link. The "Create an Account" link remains at the bottom of the page.

Married Student: Student's Spouse Accepts Invitation

After logging in, the student's spouse is taken to the "Accept 2026–27 FAFSA® Invitation" page. The invitation code from the student spouse's email automatically fills in the text box if the student's spouse used the link from the email.

The screenshot shows the Federal Student Aid website interface. At the top, the navigation bar includes the Federal Student Aid logo, links for FAFSA® Form, Grants and Loans, Loan Repayment, and Loan Forgiveness, and a user profile for Emma. The main content area is titled 'Accept 2026–27 FAFSA® Invitation' and instructs the user to 'Enter the code you received for the FAFSA form.' Below this, there is a text input field labeled 'Invitation Code' containing the code '7AW8X8M', followed by a blue 'Submit' button. At the bottom, there are two informational boxes: one for users needing to accept an invitation for a different year, directing them to 'My Activity', and another for users who don't have an invitation code, advising them to check their email.

← FAFSA Home Page

Accept 2026–27 FAFSA® Invitation

Enter the code you received for the FAFSA form.

Invitation Code

Submit

Need to accept an Invitation for a different year?

Go to ["My Activity"](#) to find any existing invitations for a previous year's FAFSA form.

Don't have an Invitation code?

Speak with the person who invited you to the form and ensure they have sent it to your email. Check your inbox for your invitation code.

Married Student: Student's Spouse Accepts Invitation (Continued)

When the student's spouse selects "Submit," a pop-up window appears, confirming the student's name and reminding the student's spouse that their personal information is needed to fill out the student's FAFSA® form. The student's spouse selects "Accept" to agree to share their information and enters the FAFSA form.

The screenshot shows the Federal Student Aid website interface. At the top, there's a navigation bar with links for FAFSA® Form, Grants and Loans, Loan Repayment, and Loan Forgiveness. A user named Emma is logged in. The main content area displays a message titled "Accept 2026–27 FAFSA® Invitation" with a prompt to "Enter the code you received for the FAFSA form." Below this is a text input field containing the code "7FBXXSC" and a "Submit" button. A pop-up window is overlaid on the page, titled "By Accepting This Invitation to Robert S's FAFSA Form You Agree To Share Your Information". The pop-up contains a paragraph explaining that personal information will be used to fill out the FAFSA form and that accepting the invitation constitutes approval of the use and disclosure of federal tax information. At the bottom of the pop-up are two buttons: "Decline" and "Accept".

Married Student: Student Spouse Contributing to the FAFSA® Form

When the student's spouse enters a 2026–27 FAFSA® form for the first time, they are taken to the "Spouse Contributing to the FAFSA Form" page. This page provides an overview and frequently asked questions that the student's spouse can expand and collapse.

The screenshot shows the FAFSA 2026-27 interface for a spouse contributing to a form. At the top, it says "FAFSA® FORM 2026-27" and "Spouse of Robert Smith". The main heading is "Spouse Contributing to the FAFSA® Form". Below this, a message states: "You have entered Cynthia Peterson's FAFSA® form!". There are two green arrows with text: "→ This FAFSA form can't be submitted for processing until you provide some required personal and financial information." and "→ You can save this form and come back to it later." To the right of this text is an illustration of a family. Below the arrows is a section titled "Frequently Asked Questions" with a list of five questions, each with a collapse icon (a circle with a downward arrow). The questions are: "Why have I been invited to contribute to this FAFSA® form?", "Does contributing to the form mean I'm responsible to pay for college or career school?", "What do I need to complete my section(s)?", "What kind of information will I be asked to provide?", and "What happens after I complete my section(s)?". At the bottom, there are two buttons: "Previous" and "Continue".

FAFSA® FORM 2026-27 Spouse of Robert Smith

Spouse Contributing to the FAFSA® Form

You have entered Cynthia Peterson's FAFSA® form!

- This FAFSA form can't be submitted for processing until you provide some required personal and financial information.
- You can save this form and come back to it later.

Frequently Asked Questions

- Why have I been invited to contribute to this FAFSA® form?
- Does contributing to the form mean I'm responsible to pay for college or career school?
- What do I need to complete my section(s)?
- What kind of information will I be asked to provide?
- What happens after I complete my section(s)?

Previous Continue

Married Student: Student Spouse Identity Information

This is the first page within the student spouse section. The student's spouse can verify that the personal information is correct. To update any of the personal information, the student's spouse must access their account settings on StudentAid.gov.

The screenshot shows the FAFSA 2026-27 'Spouse of Robert Smith' form. The title is 'Student Spouse Identity Information' with a sub-instruction: 'Review the information below and verify that it's correct before moving forward.' The form contains the following fields and values:

- Name: Emma H Mitchell
- Date of Birth: 01/01/2005
- Social Security Number: ***-**-5701
- Email Address: test592345701@testcod.edu
- Mobile Phone Number: (empty)
- Permanent Mailing Address: 200 Ave, Austin, TX 72828
- Country: United States (US)

At the bottom right is a blue 'Continue' button. A 'Save' button and 'FAFSA Menu' link are in the top right corner. A note at the bottom of the form states: 'To update this information for all U.S. Department of Education communications, go to [Account Settings](#).'

Married Student: Student's Spouse Provides Consent and Approval

This page informs the student's spouse about consent, approval, and the use of their federal tax information. By providing consent and approval, the student spouse's federal tax information is transferred directly from the IRS into the FAFSA® form to help complete the "Student Spouse Financials" section.

The screenshot shows the FAFSA 2026-27 interface for a spouse of Robert Smith. The page title is "Provide Consent and Approval or the Student Won't Be Eligible for Federal Student Aid". A green-bordered box contains a "Summary" section explaining that consent and approval are needed to retrieve federal tax information from the IRS. It lists three key points: getting the 2024 tax return information for the 2026-27 FAFSA form, that tax return information is required to complete the FAFSA form, and that federal tax information is used to determine the student's eligibility for federal student aid. Below the summary, the user is asked to accept consent and approval, with a list of specific disclosures: the receipt and use of federal tax information, and the redisclosure of federal tax information by the U.S. Department of Education (ED) to authorized persons (IRS, ED, and contractors) for determining eligibility and amount of federal student aid. The page also includes a detailed explanation of the legal basis for this disclosure under the Higher Education Act of 1965.

FAFSA® FORM 2026-27 Spouse of Robert Smith Save FAFSA Menu

Provide Consent and Approval or the Student Won't Be Eligible for Federal Student Aid

Summary

Your consent and approval are needed to retrieve and disclose federal tax information. With your consent and approval, we can obtain federal tax return information automatically from the IRS to help you complete your section of the student's FAFSA® form. If you don't provide consent and approval, the student won't be eligible for federal student aid, including grants and loans. You must provide consent and approval even if you didn't file a U.S. federal tax return or any tax return.

- Get your 2024 tax return information for the 2026-27 FAFSA form.
- Tax return information is required to complete the FAFSA form.
- Federal tax information is used to determine the student's eligibility for federal student aid.

By accepting below, I consent to the disclosure of information about me, and affirmatively approve of

- the receipt and use of my federal tax information, and
- the redisclosure of my federal tax information by the U.S. Department of Education (ED), as described herein.

By accepting below, I consent to and affirmatively approve of, as applicable, the following:

- ED may disclose my Social Security number/Individual Taxpayer Identification Number, last name, date of birth, unique identifier, the tax year for which federal tax information is required, and the date and timestamp of my approval for the use of my federal tax information in determining eligibility by ED for which approval is provided to the U.S. Department of the Treasury, Internal Revenue Service (IRS). I understand that in response to such a request from ED, the IRS shall then disclose my federal tax information to "authorized persons" (i.e., specifically designated officers and employees of ED and its contractors [as defined in 26 U.S.C. § 6103(i)(13)(E)]) for the purpose of determining eligibility for and the amount of federal student aid under a program authorized under subpart 1 of part A, part C, or part D of Title IV of the Higher Education Act of 1965, as amended, for myself or an applicant for federal student aid who has requested that I share my federal tax information on their Free Application for Federal Student Aid (FAFSA®) form.
- Authorized persons at ED and its contractors (as defined in 26 U.S.C. § 6103(i)(13)(E)) may use my federal tax information for the purpose of determining the eligibility for and amount of federal student aid under a program authorized under subpart 1 of part A, part C, or part D of Title IV of the Higher Education Act of 1965, as amended, for myself or a FAFSA applicant who has requested that I share my federal tax information on the FAFSA form.
- ED may redisclose my federal tax information received from the IRS pursuant to 26 U.S.C. § 6103(i)(13)(D)(iii) to the following entities solely for the use in the application, award, and administration of financial aid:

Married Student: Student's Spouse Provides Consent and Approval (Continued)

This is a continuation of the consent and approval page. Frequently asked questions about consent and approval are provided that the student's spouse can expand and collapse. The student's spouse selects "Approve" to provide consent and approval and is taken to the next page.

- Scholarship organizations designated prior to Dec. 19, 2019, by the secretary of education
- Contractors of institutions of higher education and state higher education agencies to administer aspects of the institution's or state agency's activities for the application, award, and administration of such financial aid

4. ED may redisclose my federal tax information to another FAFSA applicant's FAFSA form(s) for which I elect to participate. By accepting an invitation and affirmation to participate in another individual's FAFSA form, my federal tax information will be redisclosed to the additional application. I understand that I may decline an invitation to participate, which will prevent the transfer of my federal tax information to that FAFSA form.

By consenting and providing my affirmative approval, I further understand the following:

- My consent and affirmative approval are required, as a condition of my eligibility or the eligibility of a FAFSA applicant who has requested that I share my federal tax information on their FAFSA form, for federal student aid under a program authorized under subpart 1 of part A, part C, or part D of Title IV of the Higher Education Act of 1965, as amended, even if I did not file a U.S. federal tax return.
- I am providing my written consent for the redisclosure of my federal tax information by ED to include, but not limited to, institutions of higher education, state higher education agencies, designated scholarship organizations, their respective contractors and auditors, other family members participating in the FAFSA form, Office of Inspector General, under 26 U.S.C. § 6103(l) (13)(D), and with my further express written consent obtained by an institution of higher education, the redisclosure of FAFSA information pursuant to the terms and conditions of 20 U.S.C. § 1098h(c).
- Any federal tax information received from the IRS at a later date shall supersede any manually entered financial or income information on the FAFSA form.
- ED may request updated federal tax information from the IRS once my consent and approval are provided. If federal tax information has changed (e.g., amended tax return filed with revised information), then eligibility for and amounts of federal, state, and institutional financial aid may change.
- If I do not consent to the redisclosure of my federal tax information to institutions of higher education, state higher education agencies, designated scholarship organizations, and their respective contractors, ED will be unable to calculate my eligibility for federal student aid or the eligibility of a FAFSA applicant who has requested that I share my federal tax information on their FAFSA form.

By accepting below, I consent electronically to the use of my StudentAid.gov account username and password (FSA ID) as my signature and certify under penalty of perjury under the laws of the United States of America, that the foregoing is true and correct. I understand that any falsification of this statement is punishable under the provisions of 18 U.S.C. § 1001 by a fine, imprisonment of not more than five years, or both, and that the knowing and willful request for or acquisition of records pertaining to an individual under false pretenses is a criminal offense under the Privacy Act of 1974, subject to a fine of not more than \$5,000 fine (5 U.S.C. § 552(a)(1)(3)). By accepting and submitting my part of the FAFSA, my execution (including date and time) of consent and approval will be logged in ED's Person Authentication Service System of Record (18-11-12).

Frequently Asked Questions

Who should provide consent and approval?

If I'm married and didn't file a joint tax return with my current spouse, does my spouse have to provide consent and approval for you to access their tax information?

What happens after I provide consent and approval?

What happens if I decline consent and approval?

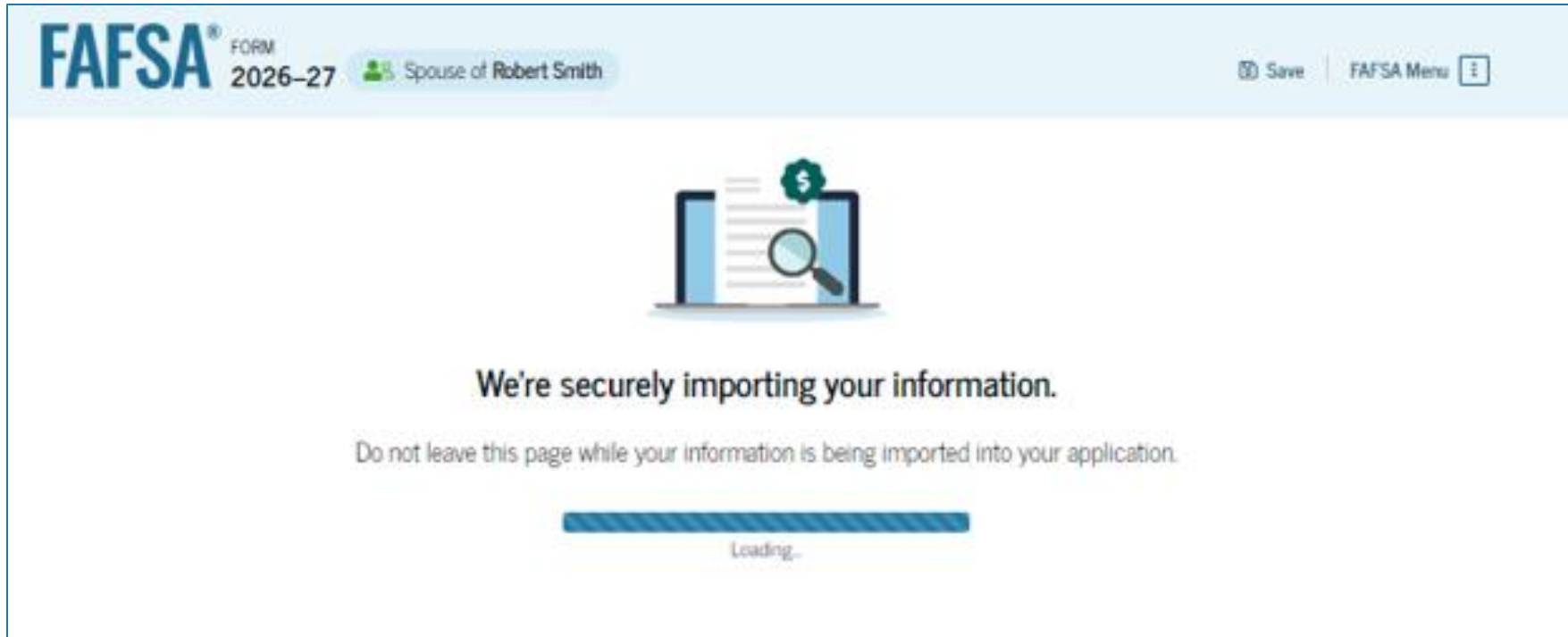
Select "Approve" to provide consent and approval for the use of your federal tax information to determine your eligibility for federal student aid. If you select "Decline," you will not be eligible for federal student aid.

Previous

Decline Approve

Married Student: Student's Spouse Imports IRS Information

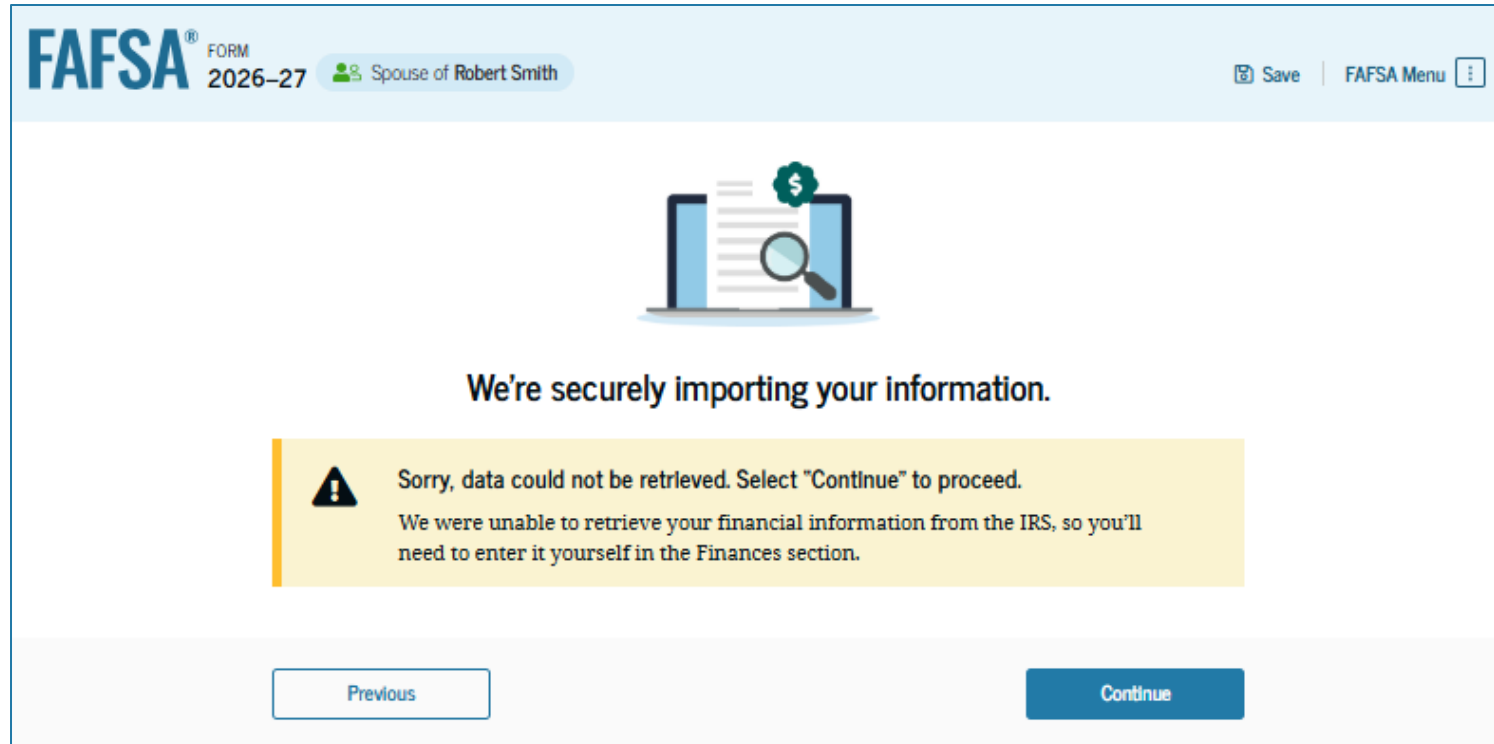
This page imports the student spouse's federal tax information by directly transferring it from the IRS into the FAFSA® form to help complete the "Student Spouse Financials" section.



The screenshot shows the FAFSA 2026-27 interface for the "Spouse of Robert Smith". The header includes the FAFSA logo, the form year "2026-27", the user name "Spouse of Robert Smith", and buttons for "Save" and "FAFSA Menu". The main content area features an illustration of a laptop with a magnifying glass and a dollar sign icon, indicating the import of financial information. Below the illustration, the text reads: "We're securely importing your information." followed by "Do not leave this page while your information is being imported into your application." A blue progress bar is shown with the word "Loading..." underneath it.

Married Student: Student's Spouse Imports IRS Information (Continued)

This page displays the results from the IRS import for the student's spouse. For this scenario, the student's spouse is contributing to a new FAFSA® and there is no federal tax information available from the IRS.



The screenshot shows the FAFSA 2026-27 interface for the 'Spouse of Robert Smith'. The header includes the FAFSA logo, the form year '2026-27', the user name 'Spouse of Robert Smith', and links for 'Save' and 'FAFSA Menu'. The main content area features an illustration of a laptop with a magnifying glass and a dollar sign, indicating a search or import process. Below this, a message states: 'We're securely importing your information.' A yellow warning box contains an exclamation mark icon and the text: 'Sorry, data could not be retrieved. Select "Continue" to proceed. We were unable to retrieve your financial information from the IRS, so you'll need to enter it yourself in the Finances section.' At the bottom, there are two buttons: 'Previous' and 'Continue'.

FAFSA® FORM 2026-27 Spouse of Robert Smith Save FAFSA Menu

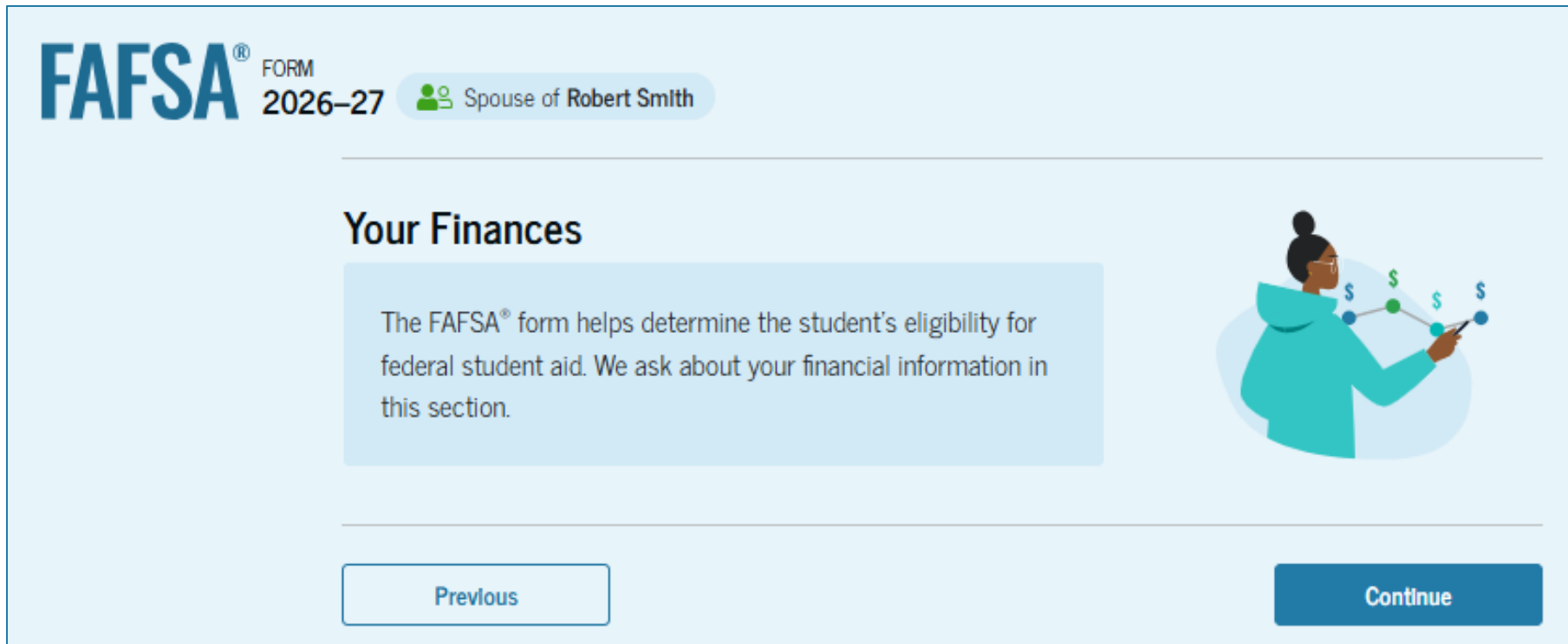
We're securely importing your information.

⚠️ Sorry, data could not be retrieved. Select "Continue" to proceed.
We were unable to retrieve your financial information from the IRS, so you'll need to enter it yourself in the Finances section.

Previous Continue

Introduction: Student Spouse's Financials

This is the first page within the "Your Finances" section. It provides an overview of the section.



The screenshot shows the FAFSA 2026-27 interface. At the top left is the FAFSA logo with 'FORM 2026-27'. To its right is a user identifier 'Spouse of Robert Smith' with a person icon. The main heading is 'Your Finances'. Below it, a light blue box contains the text: 'The FAFSA® form helps determine the student's eligibility for federal student aid. We ask about your financial information in this section.' To the right of this box is an illustration of a person in a teal hoodie looking at a smartphone with dollar signs floating around. At the bottom are two buttons: 'Previous' (light blue) and 'Continue' (dark blue).

FAFSA® FORM 2026-27 Spouse of Robert Smith

Your Finances

The FAFSA® form helps determine the student's eligibility for federal student aid. We ask about your financial information in this section.

[Previous](#) [Continue](#)

Married Student: Student Spouse Tax Filing Status

This page asks the student's spouse about their tax filing status. The student's spouse selects "Yes" to "Did or will the student's spouse file a 2024 IRS Form 1040 or 1040-NR?"

The screenshot shows the FAFSA 2026-27 interface for the 'Spouse of Robert Smith'. The page is titled 'Student Spouse Tax Filing Status'. A progress bar at the top indicates two steps: '1 Financials' (current) and '2 Signature'. The main question is 'Did or will the student's spouse file a 2024 IRS Form 1040 or 1040-NR?'. There are two radio button options: 'Yes' (selected) and 'No'. At the bottom, there are 'Previous' and 'Continue' buttons.

FAFSA[®] FORM 2026-27 Spouse of Robert Smith Save | FAFSA Menu

1 Financials 2 Signature

Student Spouse Tax Filing Status

Did or will the student's spouse file a 2024 IRS Form 1040 or 1040-NR? ⓘ

☒ Yes ☐ No

Previous Continue

Married Student: Student Spouse Tax Return Information

The student's spouse is asked questions about their 2024 tax return. The student's spouse enters a response in each entry field. If the student's spouse has nothing to report, they enter the numeral zero.

FAFSA[®] FORM 2026-27 Spouse of Robert Smith Save FAFSA Menu

1 Financials 2 Signature

Student Spouse 2024 Tax Return Information

Refer to the student spouse's 2024 tax return to answer the following questions.
If the answer is zero or the question does not apply, enter 0.

Where to find this information on the tax form

Filing Status

☒ Single

☐ Head of household

☐ Married filing jointly

☐ Married filing separately

☐ Qualifying surviving spouse

Income Earned From Work

IRS Form 1040 (or 1040-NR); Line 1z + Schedule 1; Lines 3 + 6. If a tax form line's value is negative, treat it as zero in your calculation.

\$ 40,000 .00

Tax Exempt Interest Income

IRS Form 1040; Line 2a

\$ 400 .00

Untaxed Portions of IRA Distributions

IRS Form 1040; Line 4a Minus Line 4b

\$ 0 .00

Untaxed Portions of Pensions

IRS Form 1040; Line 5a Minus Line 5b

\$ 0 .00

Adjusted Gross Income

IRS Form 1040 (or 1040-NR); Line 11

\$ 0 .00

Income Tax Paid

IRS Form 1040; Line 24. If negative, enter a zero.

\$ 12,000 .00

IRA Deductions and Payments to Self-Employed SEP, SIMPLE, and Qualified Plans

IRS Form 1040 Schedule 1; Total of Lines 16 + 20

\$ 0 .00

Education Credits (American Opportunity Tax Credit and Lifetime Learning Tax Credit)

IRS Form 1040 Schedule 3; Line 3 + IRS Form 1040; Line 29

\$ 0 .00

Did the student's spouse file a Schedule A, B, D, E, F, or H with their 2024 IRS Form 1040? ①

☐ Yes

☒ No

☐ Don't know

Net Profit or Loss From IRS Form 1040 Schedule C

IRS Form 1040 Schedule C; Line 31

\$ 0 .00

Foreign Earned Income Exclusion

IRS Form 1040 Schedule 1; Line 8d

\$ 0 .00 ①

Previous Continue

Married Student: Student Spouse Review Page

The review page displays the responses that the student's spouse has provided in the FAFSA® form. The student's spouse can only view responses within their own section of the FAFSA form. The student's spouse can view all the responses by selecting "Expand All" or expand each section individually. To edit a response, the student's spouse can select the question's hyperlink to be taken to the corresponding page.

The screenshot shows the FAFSA 2026-27 Student Spouse Review Page. At the top, the FAFSA logo is on the left, and the text "FORM 2026-27" and "Spouse of Robert Smith" are in the center. On the right, there are links for "Save" and "FAFSA Menu". Below the header, there is a section titled "Continue To Sign Your Form" with a subtext: "Here's a summary of the information you provided on the FAFSA® form. Continue once you're ready to submit." To the right of this text is an illustration of a family (a man, a woman, and a child) riding bicycles. Below this is a green box with a checkmark icon and the text "Scroll To Continue" followed by instructions: "After reviewing your answers, scroll to the bottom of the page and select 'Continue.' Then, sign your section of the FAFSA form." Below this is a section titled "Student Spouse Sections" with an "Expand All" link. There are two sections listed: "Introduction Personal Identifiers" and "Section 1 Financials", each with a green checkmark icon and a dropdown arrow. At the bottom, there are "Previous" and "Continue" buttons.

Married Student: Student Spouse Signature

On this page, the student's spouse acknowledges the terms and conditions of the FAFSA® form and digitally signs their section. Since all required sections are complete, the student's spouse can both sign and submit the student's FAFSA form.

The screenshot shows the FAFSA 2026-27 interface for the spouse of Robert Smith. The page is titled "Sign and Submit the FAFSA® Form" and includes a progress bar with "Financials" (1) and "Signature" (2). A green box contains a "Summary" section stating that the page confirms understanding of the FAFSA form and its legal nature. Below this, a paragraph states that by signing, the spouse certifies the information is true and complete. A bulleted list includes: "information that will verify the accuracy of your completed form, and" and "U.S. or foreign income tax forms that you filed or are required to file." Further down, a paragraph states that the spouse also certifies understanding of the secretary of education's authority to verify information. Another paragraph explains that by signing, the spouse certifies that they are the person identified by the username and password and have not disclosed that information to anyone else. A final paragraph states that by signing, the spouse authorizes the U.S. Department of Education to disclose all information provided on the application. At the bottom, there is a checkbox labeled "I, Emma Mitchell, agree to the terms outlined above." which is checked. Navigation buttons for "Previous" and "Sign and Submit" are at the bottom.

FAFSA® FORM 2026-27 Spouse of Robert Smith Save FAFSA Menu

Financials Signature

Sign and Submit the FAFSA® Form ①

Summary

This page confirms that you understand the terms and conditions of the FAFSA® form and filled out the form accurately to the best of your ability.

The FAFSA form is a legal document you will electronically sign with your StudentAid.gov account username and password (FSA ID). Because your FSA ID is associated with your personal information, do not share it with anyone.

By signing the student's application electronically using your StudentAid.gov account username and password, YOU, THE STUDENT'S SPOUSE, certify that all of the information you provided is true and complete to the best of your knowledge and you agree, if asked, to provide

- information that will verify the accuracy of your completed form, and
- U.S. or foreign income tax forms that you filed or are required to file.

You also certify that you understand that the secretary of education has the authority to verify information reported on your application.

If you sign this application or any document related to the federal student aid programs electronically using a username and password, and/or any other credential, you certify that you are the person identified by the username and password, and/or any other credential and have not disclosed that username and password, and/or any other credential to anyone else. If you purposefully give false or misleading information, including applying as an independent student without meeting the unusual circumstances required to qualify for such a status, you may be subject to criminal penalties under 20 U.S.C. 1097, which may include a fine up to \$20,000, imprisonment, or both.

Additionally, by signing this application electronically using your FSA ID, you authorize the U.S. Department of Education to disclose all information you provided on this application, as required under Section 483(a)(2)(D)(i) of the *Higher Education Act of 1965*, as amended, to the institutions identified herein, state higher education agencies (in the student's state of residence and the states in which the institutions identified herein are located), and designated scholarship organizations to assist with the application, award, and administration of federal, state, or institutional financial aid programs and designated scholarship programs. Notwithstanding this authorization, the name of an institution the student selected to authorize such disclosure shall not be shared with any other institution.

Sign for yourself and submit the application for Cynthia Peterson (Student).

☒ I, Emma Mitchell, agree to the terms outlined above.

Previous Sign and Submit

Married Student: Student Spouse Confirmation

Upon submitting the student's FAFSA® form, the student's spouse is presented with an abbreviated confirmation page. This page displays information about tracking the student's FAFSA form and next steps. The student will receive an email with the full, detailed confirmation. With the student and student spouse sections completed and signed, the FAFSA form is now considered complete and submitted for processing.

The screenshot shows the FAFSA 2026-27 Spouse Confirmation page. At the top, it says "FAFSA® FORM 2026-27" and "Spouse of Robert Smith". There are links for "Exit" and "FAFSA Menu". The main heading is "Congratulations, the FAFSA® Form Is Complete!". Below this, it says "Robert Smith" with a graduation cap icon. The completion date is "07/17/2025". The page is divided into two main sections: "What Happens Next" and "Track and Manage the Student's FAFSA® Form".

What Happens Next

- Email Sent**
Confirm that the student received an email version of this page.
- The Student Can Track the Status of Their Form**
In one to three days, the student's FAFSA form will be processed and made available to their schools.
- The Student Will Receive School Communications**
We use the information collected on the student's FAFSA form to calculate their Student Aid Index (SAI). The SAI lets schools determine how much aid the student is eligible to receive. Schools will reach out to the student if they need more information. They will also contact the student with financial aid offers. Once received, the student can contact their financial aid offices directly to ask questions about their student aid packages.

Track and Manage the Student's FAFSA® Form

You can check the status of the student's application in the "My Activity" section of your account Dashboard. We will let you know if we need anything more from you.

[View Status](#)

Independent Student Who Is Single and a Non-Tax Filer

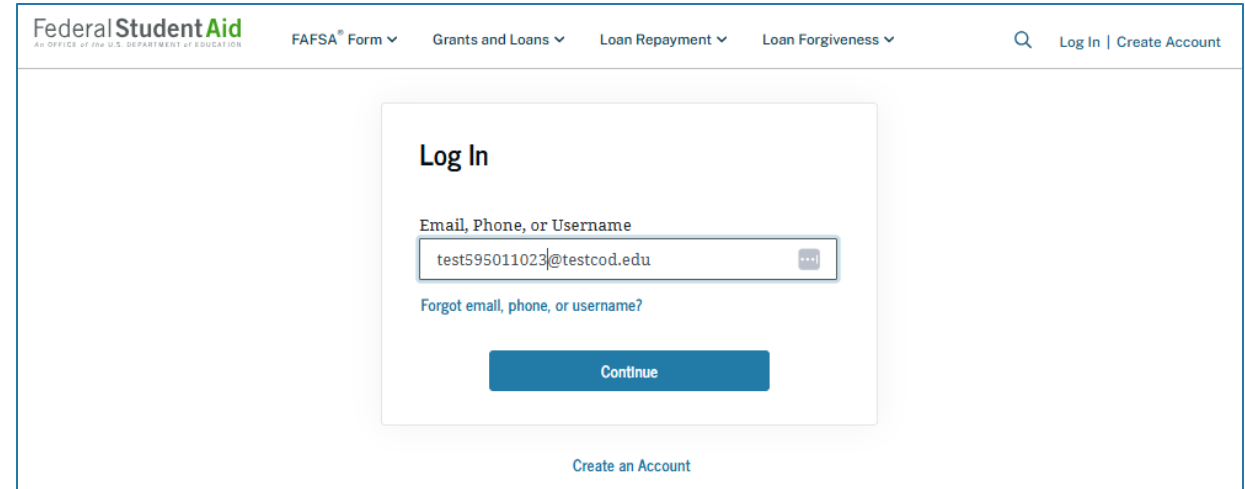
Independent Student: FAFSA® Form Landing Page

This is the main FAFSA® landing page. On this page, students are directed to "Start New Form," "Edit Existing Form," or "Accept an Invitation." For this section of the presentation, the student is beginning a new application.

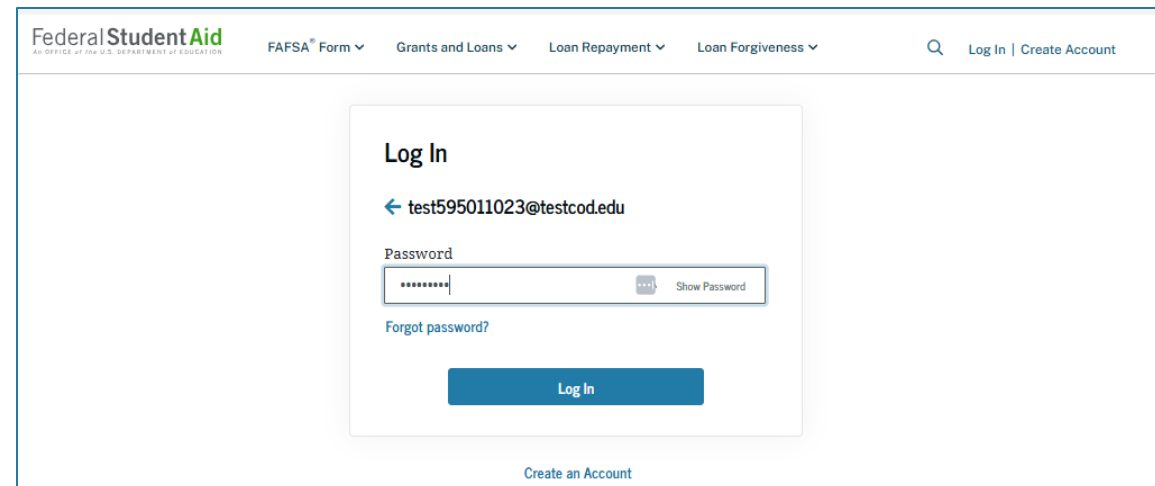
The screenshot shows the FAFSA Form Landing Page. At the top, there is a navigation bar with links for Help Center, FAFSA Form, English | Español, Log In, and Create Account. Below the navigation bar, the main heading is "Get Money To Help Pay for School". Underneath this heading, there is a subheading: "Use the Free Application for Federal Student Aid (FAFSA®) form to apply for financial aid for college, career school, or graduate school." Below the subheading, there are three main action buttons: "Start a 2026–27 FAFSA® Form" (with a "Start New Form" button), "Edit a 2026–27 FAFSA® Form" (with an "Edit Existing Forms" button), and "Accept an Invitation for a 2026–27 FAFSA® Form" (with an "Accept an Invitation" button). To the right of these buttons is a large graphic of the FAFSA logo with the word "form" below it. Below the main action buttons, there is a section titled "Need the 2025–26 FAFSA Form?" with links for "Start New Form" and "Edit Existing Forms or Accept an Invitation". Below this section, there is a "Check FAFSA® Deadlines for the State You Live In" section. It includes a "School Year" dropdown menu, a "State of Residence" dropdown menu, and a "Find Deadlines" button. Below these dropdowns, there is a link to "View All FAFSA Deadlines". Below the "Check FAFSA® Deadlines" section, there are three informational boxes. The first box is titled "Who should complete the FAFSA® form?" and explains that any student, regardless of income, who wants to be considered for federal, state, and school financial aid programs should complete the form. The second box is titled "How long will it take?" and states that it takes most people 30 minutes to fill out the form, including gathering any personal documents and financial information needed to complete it. The third box is titled "What do I need?" and lists the required information: Verified account username and password (FSA ID), Parent or spouse contributor's email address, Parent or spouse contributor's name, date of birth, and Social Security number (for the 2025–26 FAFSA form only), and Income and asset information (if required).

Independent Student: Log-in

If the student selects "Start New Form" on the FAFSA® landing page and they are not logged in to StudentAid.gov, the student is taken to the "Log In" page to enter their credentials. To access the FAFSA form, all students are required to have a StudentAid.gov account username and password. If the student doesn't have a username and password, they can select "Create an Account."



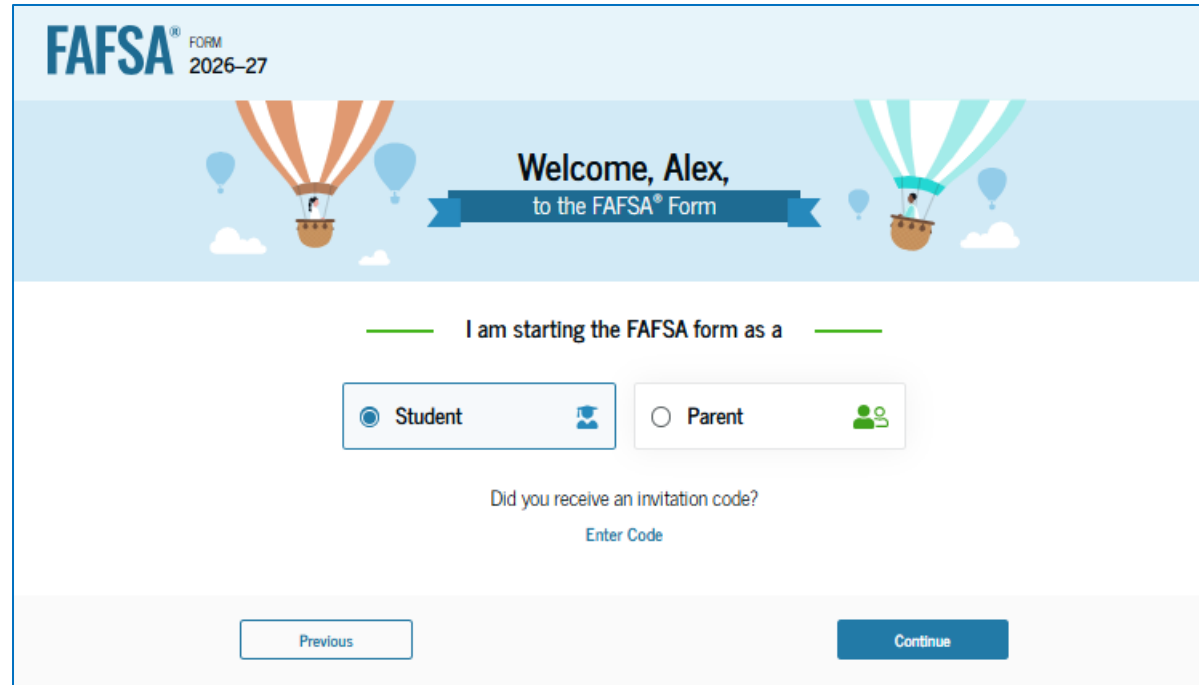
The screenshot shows the Federal Student Aid website's "Log In" page. The header includes the Federal Student Aid logo, navigation links for FAFSA Form, Grants and Loans, Loan Repayment, and Loan Forgiveness, and a search icon. The main content area features a "Log In" heading, a text input field for "Email, Phone, or Username" containing the test email "test595011023@testcod.edu", a "Forgot email, phone, or username?" link, and a blue "Continue" button. A "Create an Account" link is located at the bottom of the page.



The screenshot shows the Federal Student Aid website's "Log In" page. The header is identical to the previous screenshot. The main content area features a "Log In" heading, a blue back arrow followed by the email "test595011023@testcod.edu", a "Password" text input field with masked characters and a "Show Password" link, a "Forgot password?" link, and a blue "Log In" button. A "Create an Account" link is located at the bottom of the page.

Independent Student: Roles

After logging in, the student can select the applicable role to fill out the FAFSA® form: "Student" or "Parent." The student also has the option to "Enter Code" if they received an invitation code. The student selects "Student."



The screenshot shows the FAFSA 2026-27 login interface. At the top, it says "FAFSA® FORM 2026-27". Below this is a banner with two hot air balloons and the text "Welcome, Alex, to the FAFSA® Form". The main section has a heading "I am starting the FAFSA form as a" followed by two options: "Student" (selected with a radio button and a graduation cap icon) and "Parent" (unselected with a radio button and a family icon). Below these options is the text "Did you receive an invitation code?" with a link "Enter Code". At the bottom, there are two buttons: "Previous" and "Continue".

Independent Student: Onboarding (1 of 4)

When the student starts the 2026–27 FAFSA® form for the first time, they are taken through the FAFSA onboarding process. The first onboarding page provides an introduction of the FAFSA form and an accompanying video. Documents that may be needed to fill out the form are also listed on this page.

FAFSA® FORM 2026–27 Student: Alex Tran

Understanding the FAFSA® Form

1 of 4

What is the FAFSA® form?

Use the *Free Application for Federal Student Aid* (FAFSA®) form to apply for grants, scholarships, work-study funds, and loans for college or graduate school.

You might need the following information or documents as you fill out the FAFSA form:

- Tax returns
- Records of child support received
- Current balances of cash, savings, and checking accounts
- Net worth of investments, businesses, and farms

What is FAFSA®?

What is FAFSA® and why is it important?

Previous Continue

Independent Student: Onboarding (2 of 4)

The second FAFSA® onboarding page provides information and a video about contributors who may be required to participate on the student's FAFSA form. This page also provides information about how the student will invite contributors to the FAFSA form.

FAFSA® FORM 2026-27 Student Alex Tran

Understanding the FAFSA® Form

2 of 4

Contributors to the FAFSA® Form

Who Is a Contributor on the FAFSA® Form?

Who is a contributor on the FAFSA® form?

Parents or Spouses

Your answers on the FAFSA® form will determine if any contributors (your spouse, your biological or adoptive parent(s), or your parent's spouse) need to be identified. These contributors will complete their own sections of the form and are asked to provide personal and financial information, but they will not be financially responsible for your education.

How To Invite

Contributors will need to log in with their own StudentAid.gov account username and password to provide their information. To invite a contributor to a FAFSA form, you'll need to provide their email address.

Which parent is considered a contributor? ▼

Previous Continue

Independent Student: Onboarding (3 of 4)

The third FAFSA® onboarding page provides information about what the student can expect when completing the FAFSA form. This includes information about consent and approval, a time estimate for completing the form, and that the student can save the form and return later if needed, along with an accompanying video.

The screenshot shows the FAFSA 2026-27 onboarding interface for Student Alex Tran. The page is titled "Understanding the FAFSA® Form" and is the 3rd of 4 steps. It informs the student that completing the form will take approximately 30 minutes. The text explains that contributors must provide consent and approval for federal student aid eligibility, and that the FAFSA form can be saved and returned to later. A video player is embedded, showing a person with a question mark, titled "What Does It Mean To Provide Consent and Ap...". At the bottom, there are "Previous" and "Continue" buttons.

FAFSA® FORM 2026-27 Student Alex Tran

Understanding the FAFSA® Form

3 of 4

What To Expect

How long will this take? 30 minutes

Every contributor must provide consent and approval for you to be eligible for federal student aid. With your consent and approval, we can obtain your federal tax information automatically from the IRS to help you complete the FAFSA® form.

You can save the form and return to it later if you need more time.

What Does It Mean To Provide Consent and Ap...
What does it mean to provide consent and approval on the FAFSA® form?

Learn about [how we use the information we collect](#) on the FAFSA form.

Previous Continue

Independent Student: Onboarding (4 of 4)

The last FAFSA® onboarding page provides information and a video about what to expect once the FAFSA form is completed, submitted, and processed. On this page, the student can select "Start FAFSA Form" to begin.

The screenshot shows the FAFSA 2026-27 onboarding page for Student Alex Tran. The page is titled "Understanding the FAFSA® Form" and is the 4th of 4 pages. The main heading is "After Submitting the FAFSA® form". Below this, a text box states: "After submission, you'll need to check on the status of your FAFSA form and make corrections, if required." A video player is embedded, showing a thumbnail for "What Happens After Submitting Your FAFSA® Form?". Below the video, three bullet points provide information: "Your form will be processed in one to three days.", "You'll be able to view your FAFSA Submission Summary. It will include the Student Aid Index (SAI), an index number used to determine federal student aid eligibility.", and "Schools will use your SAI to create your financial aid offer that explains the types and amounts of aid they are offering you. Most schools only send an aid offer when they accept you for admission." At the bottom, there are two buttons: "Previous" and "Start FAFSA Form".

FAFSA® FORM 2026-27 Student: Alex Tran

Understanding the FAFSA® Form

4 of 4

After Submitting the FAFSA® form

After submission, you'll need to check on the status of your FAFSA form and make corrections, if required.

What Happens After Submitting Your FAFSA® Form?

- Your form will be processed in one to three days.
- You'll be able to view your FAFSA Submission Summary. It will include the Student Aid Index (SAI), an index number used to determine federal student aid eligibility.
- Schools will use your SAI to create your financial aid offer that explains the types and amounts of aid they are offering you. Most schools only send an aid offer when they accept you for admission.

Previous Start FAFSA Form

Independent Student: Student Identity Information

This is the first page within the student section. The student can verify that the personal information is correct. To update any of the personal information, the student must access their account settings on StudentAid.gov.

The screenshot shows the FAFSA 2026-27 interface for a student named Alex Tran. The header includes the FAFSA logo, the form year (2026-27), the student's name, and navigation links for 'Save' and 'FAFSA Menu'. The main section is titled 'Student Identity Information' and contains a review prompt. Below this, several fields are listed with their corresponding values: Name (Alex Tran), Date of Birth (12/20/2000), Social Security Number (masked as ****-**-9003), Email Address (599889003test@testcoh.edu), and Mobile Phone Number ((555) 557-6964). A footer note directs the user to 'Account Settings' for updates.

FAFSA® FORM 2026-27 Student Alex Tran Save | FAFSA Menu

Student Identity Information

Review the information below and verify that it's correct before moving forward.

Name
Alex Tran

Date of Birth
12/20/2000

Social Security Number
****-**-9003

Email Address
599889003test@testcoh.edu

Mobile Phone Number
(555) 557-6964

To update this information for all U.S. Department of Education communications, go to [Account Settings](#).

Independent Student: Student Identity Information (Continued)

This is a continuation of the first page within the student section. The student can verify their mailing address on this part of the page. To update this information, the student must access their account settings on StudentAid.gov.

Permanent Mailing Address
Include apartment number.
1123 test

City
Birmingham

State
AL

Zip Code
25555

Country ⓘ

United States (US)

Continue

Independent Student: State Of Residence

The student is asked about their state of residence. The student selects the state from a drop-down box and provides the month and year when they became a resident.

The screenshot shows the FAFSA 2026-27 form for Student Alex Tran. The page title is "Student State of Residence". The first section is "State", with a dropdown menu showing "Iowa (IA)". Below this is the "Date the Student Became a Resident of Iowa (IA)" section, which includes two input fields for "Month" (01) and "Year" (2006). The form has a "Previous" button and a "Continue" button at the bottom.

FAFSA[®] FORM 2026-27 Student Alex Tran Save FAFSA Menu

Student State of Residence

State
Usually, this is the state where the student lives while not attending school.

Iowa (IA)

Date the Student Became a Resident of Iowa (IA)
If the student was born in Iowa (IA) and has not moved out of state since, enter their date of birth. Otherwise, enter the date the student moved to Iowa (IA).

Month Year

01 2006

Previous Continue

Independent Student: Provide Consent and Approval

This page informs the student about consent, approval, and the use of federal tax information. By providing consent and approval, the student's federal tax information is transferred directly from the IRS into the FAFSA® form to help complete the "Your Finances" section.

The screenshot shows the FAFSA 2026-27 interface for Student Alex Tran. The page title is "Provide Consent and Approval or You Won't Be Eligible for Federal Student Aid". A green box contains a "Summary" section explaining that consent and approval are needed to retrieve federal tax information from the IRS. It lists three key points: getting 2024 tax return information for the 2026-27 FAFSA form, that federal tax information is used to determine eligibility for federal student aid, and that tax return information is required to complete the FAFSA form. Below the summary, the student is asked to consent to the disclosure of information about them and to affirmatively approve of the receipt and use of their federal tax information, and the redisclosure of that information by the U.S. Department of Education (ED). The page also includes a detailed statement of understanding regarding the use of the student's federal tax information for determining eligibility for federal student aid.

FAFSA® FORM 2026-27 Student Alex Tran Save FAFSA Menu

Provide Consent and Approval or You Won't Be Eligible for Federal Student Aid

Summary

Your consent and approval are needed to retrieve and disclose federal tax information. With your consent and approval, we can obtain tax return information automatically from the IRS to help you complete the FAFSA® form. If you don't provide consent and approval, you will not be eligible for federal student aid, including grants and loans. You must provide consent and approval even if you didn't file a U.S. federal tax return or any tax return.

- Get your 2024 tax return information for the 2026-27 FAFSA form.
- Federal tax information is used to determine your eligibility for federal student aid.
- Tax return information is required to complete the FAFSA form.

By accepting below, I consent to the disclosure of information about me, and affirmatively approve of

- the receipt and use of my federal tax information, and
- the redisclosure of my federal tax information by the U.S. Department of Education (ED), as described herein.

By accepting below, I consent to and affirmatively approve of, as applicable, the following:

- ED may disclose my Social Security number/Individual Taxpayer Identification Number, last name, date of birth, unique identifier, the tax year for which federal tax information is required, and the date and timestamp of my approval for the use of my federal tax information in determining eligibility by ED for which approval is provided to the U.S. Department of the Treasury, Internal Revenue Service (IRS). I understand that in response to such a request from ED, the IRS shall then disclose my federal tax information to "authorized persons" (i.e., specifically designated officers and employees of ED and its contractors [as defined in 26 U.S.C. § 6103(l)(13)(E)]) for the purpose of determining eligibility for and the amount of federal student aid under a program authorized under subpart 1 of part A, part C, or part D of Title IV of the Higher Education Act of 1965, as amended, for myself or an applicant for federal student aid who has requested that I share my federal tax information on their *Free Application for Federal Student Aid* (FAFSA®) form.

Independent Student: Provide Consent and Approval (Continued)

This is a continuation of the consent and approval page. Frequently asked questions about consent and approval are provided that the student can expand and collapse. The student selects "Approve" to provide consent and approval and is taken to the next page.

By consenting and providing my affirmative approval, I further understand the following:

1. My consent and affirmative approval are required, as a condition of my eligibility or the eligibility of a FAFSA applicant who has requested that I share my federal tax information on their FAFSA form, for federal student aid under a program authorized under subpart 1 of part A, part C, or part D of *Title IV of the Higher Education Act of 1965*, as amended, even if I did not file a U.S. federal tax return.
2. I am providing my written consent for the redisclosure of my federal tax information by ED to include, but not limited to, institutions of higher education, state higher education agencies, designated scholarship organizations, their respective contractors and auditors, other family members participating in the FAFSA form, Office of Inspector General, under 26 U.S.C. § 6103(l)(13)(D), and with my further express written consent obtained by an institution of higher education, the redisclosure of FAFSA information pursuant to the terms and conditions of 20 U.S.C. § 1098h(c).
3. Any federal tax information received from the IRS at a later date shall supersede any manually entered financial or income information on the FAFSA form.
4. ED may request updated federal tax information from the IRS once my consent and approval are provided. If federal tax information has changed (e.g., amended tax return filed with revised information), then eligibility for and amounts of federal, state, and institutional financial aid may change.
5. If I do not consent to the redisclosure of my federal tax information to institutions of higher education, state higher education agencies, designated scholarship organizations, and their respective contractors, ED will be unable to calculate my eligibility for federal student aid or the eligibility of a FAFSA applicant who has requested that I share my federal tax information on their FAFSA form.

By accepting below, I consent electronically to the use of my StudentAid.gov account username and password (FSA ID) as my signature and certify under penalty of perjury under the laws of the United States of America, that the foregoing is true and correct. I understand that any falsification of this statement is punishable under the provisions of 18 U.S.C. § 1001 by a fine, imprisonment of not more than five years, or both, and that the knowing and willful request for or acquisition of records pertaining to an individual under false pretenses is a criminal offense under the *Privacy Act of 1974*, subject to a fine of not more than \$5,000 fine (5 U.S.C. § 552(a)(1)(3)). By accepting and submitting my part of the FAFSA, my execution (including date and time) of consent and approval will be logged in ED's Person Authentication Service System of Record (18-11-12).

Frequently Asked Questions

Who should provide consent and approval?

If I'm married and didn't file a joint tax return with my current spouse, does my spouse have to provide consent and approval for you to access their tax information?

What happens after I provide consent and approval?

What happens if I decline consent and approval?

Select "Approve" to provide consent and approval for the use of your federal tax information to determine your eligibility for federal student aid. If you select "Decline," you will not be eligible for federal student aid.

Previous


Decline

Approve

Independent Student: Imports IRS Information

This page imports the student's federal tax information by directly transferring it from the IRS into the FAFSA® form to help complete the "Your Finances" section.

FAFSA® FORM 2026–27 Student Alex Tran Save FAFSA Menu



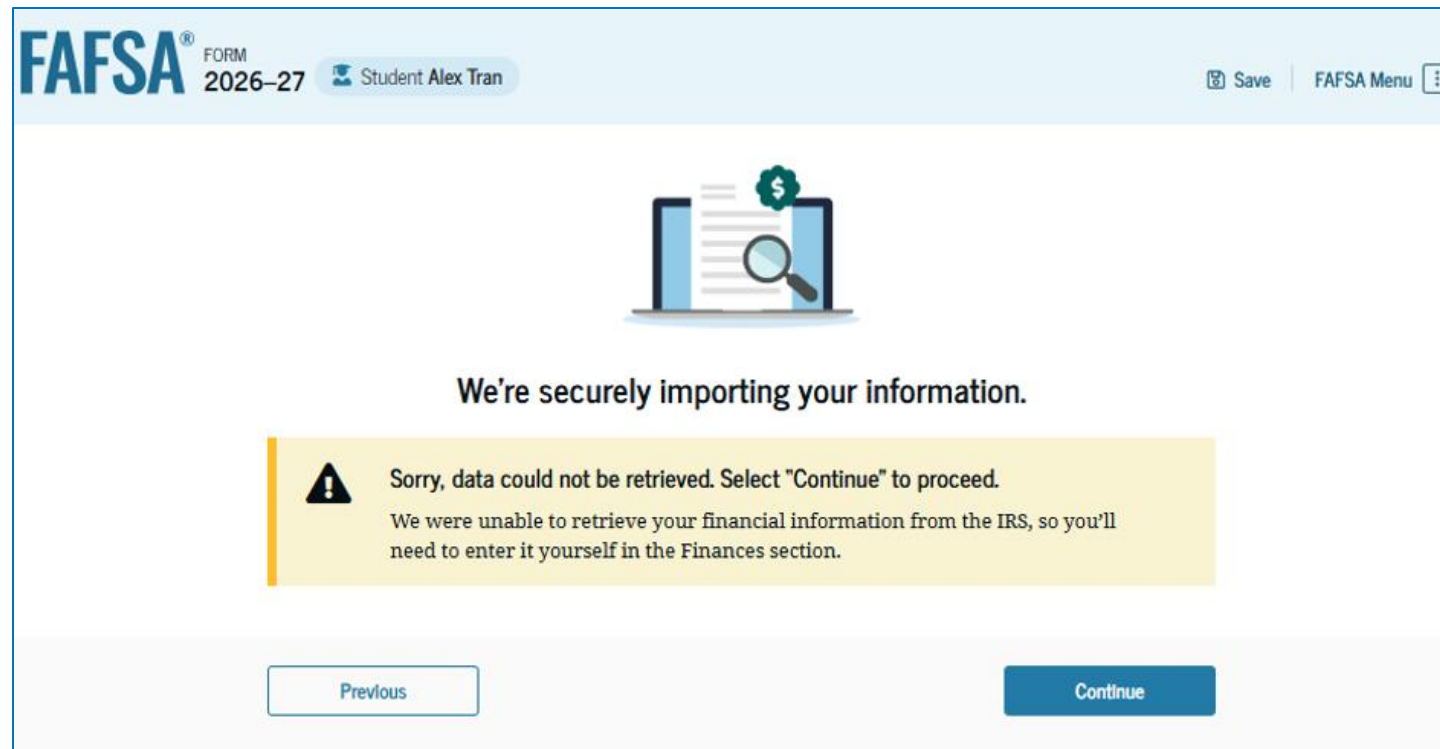
We're securely importing your information.

Do not leave this page while your information is being imported into your application.


Loading...

Independent Student: Imports IRS Information (Continued)


This page displays the results from the IRS import for the student. For this scenario, the student is starting a new FAFSA® form and there is no federal tax information available from the IRS.



FAFSA® FORM 2026-27 Student Alex Tran Save FAFSA Menu



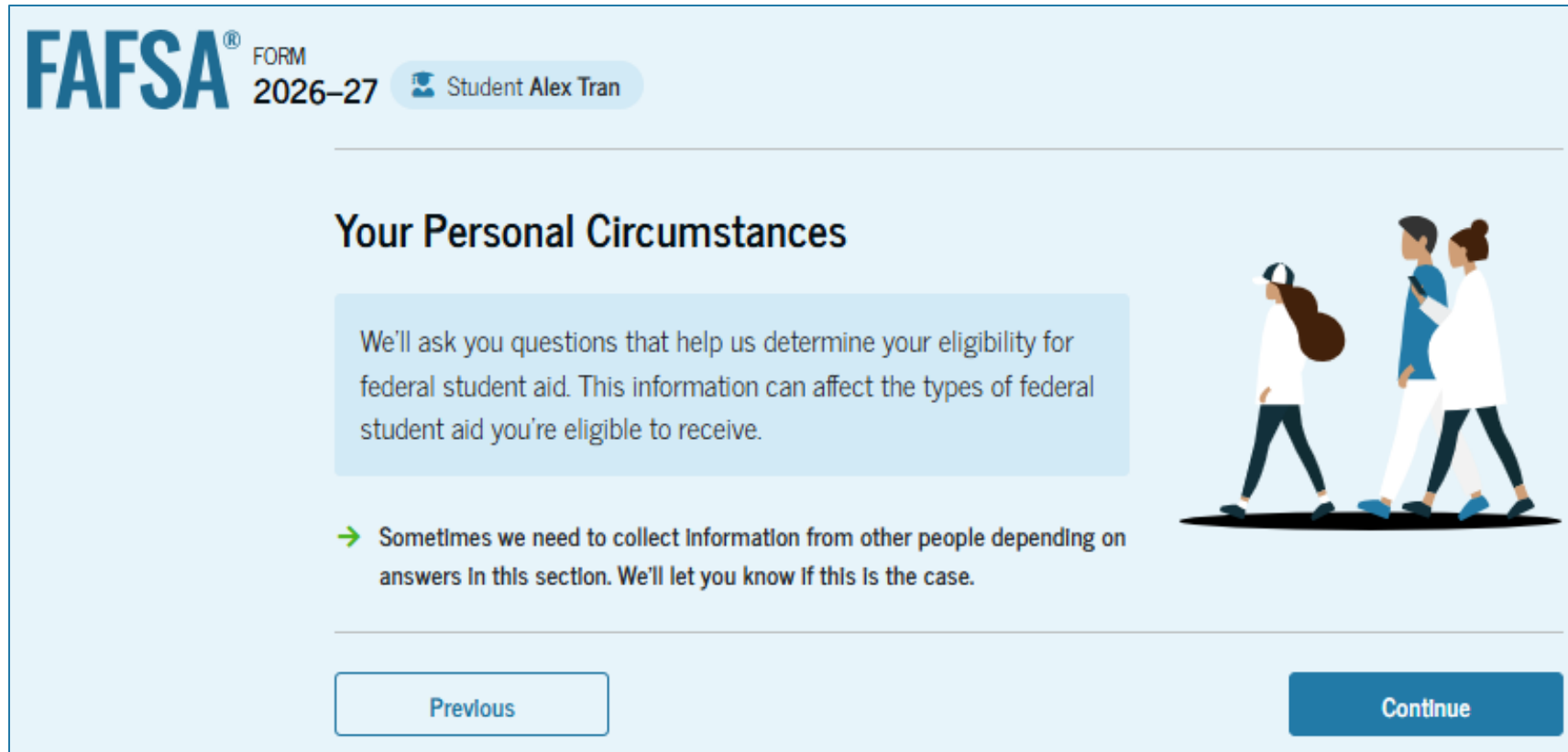
We're securely importing your information.

 Sorry, data could not be retrieved. Select "Continue" to proceed.
We were unable to retrieve your financial information from the IRS, so you'll need to enter it yourself in the Finances section.

Previous Continue

Introduction: Independent Student Personal Circumstances

This is the first page within the "Your Personal Circumstances" section. It provides an overview of the section.



The screenshot shows the FAFSA 2026-27 interface. At the top left is the FAFSA logo with 'FORM 2026-27' and a user profile for 'Student Alex Tran'. The main heading is 'Your Personal Circumstances'. Below it, a light blue box contains the text: 'We'll ask you questions that help us determine your eligibility for federal student aid. This information can affect the types of federal student aid you're eligible to receive.' To the right of this box is an illustration of three students walking. Below the text box, a green arrow points to the text: 'Sometimes we need to collect information from other people depending on answers in this section. We'll let you know if this is the case.' At the bottom are two buttons: 'Previous' and 'Continue'.

FAFSA[®] FORM 2026-27 Student Alex Tran

Your Personal Circumstances

We'll ask you questions that help us determine your eligibility for federal student aid. This information can affect the types of federal student aid you're eligible to receive.

→ Sometimes we need to collect information from other people depending on answers in this section. We'll let you know if this is the case.

[Previous](#) [Continue](#)

Independent Student: Marital Status

The student is asked about their marital status. The student selects the "Single (never married)" option.

The screenshot displays the FAFSA 2026-27 form for Student Alex Tran. The progress bar at the top indicates the following steps: 1. Personal Circumstances (current), 2. Demographics, 3. Financials, 4. Colleges, and 5. Signature. The 'Student Current Marital Status' section is active, showing six radio button options: 'Single (never married)' (selected), 'Married (not separated)', 'Remarried', 'Separated', 'Divorced', and 'Widowed'. At the bottom of the form, there are 'Previous' and 'Continue' buttons.

Independent Student: College or Career School Plans

The student is asked about their college grade level for the 2026–27 school year and if the student will have their first bachelor's degree. The student selects "First year (freshman)" and "No" to the question about the student's first bachelor's degree.

The screenshot shows the FAFSA 2026-27 form for Student Alex Tran. The progress bar at the top indicates the following steps: 1. Personal Circumstances (selected), 2. Demographics, 3. Financials, 4. Colleges, and 5. Signature. The 'Save' button and 'FAFSA Menu' are also visible.

Student College or Career School Plans

When the student begins the 2026–27 school year, what will their college grade level be? ⓘ

- ☒ First year (freshman)
- ☐ Second year (sophomore)
- ☐ Other undergraduate (junior and beyond)
- ☐ Master's, doctorate, or graduate certificate program (such as M.A., MBA, M.D., J.D., Ph.D., Ed.D., etc.)

When the student begins the 2026–27 school year, will they already have their first bachelor's degree? ⓘ

- ☐ Yes
- ☒ No

Navigation buttons: Previous, Continue

Independent Student: Personal Circumstances

The student is asked if any of the listed personal circumstances apply. The student selects "None of these apply."

FAFSA[®] FORM 2026-27 Student Alex Tran Save FAFSA Menu

1 Personal Circumstances 2 Demographics 3 Financials 4 Colleges 5 Contributor Invite 6 Signature

Student Personal Circumstances

Select all that apply or "None of these apply."

- ☐ The student is currently serving on active duty in the U.S. armed forces for purposes other than training. ⓘ
- ☐ The student is a veteran of the U.S. armed forces. ⓘ
- ☐ The student has children or other people (excluding their spouse) who live with them and receive more than half of their support from the student now and between July 1, 2026, and June 30, 2027. ⓘ
- ☐ At any time since the student turned 13, they were an orphan (no living biological or adoptive parent). ⓘ
- ☐ At any time since the student turned 13, they were a ward of the court. ⓘ
- ☐ At any time since the student turned 13, they were in foster care. ⓘ
- ☐ The student is or was a legally emancipated minor, as determined by a court in their state of residence. ⓘ
- ☐ The student is or was in a legal guardianship with someone other than their parent or stepparent, as determined by a court in their state of residence. ⓘ
- ☒ None of these apply.

Previous Continue

Independent Student: Homelessness Status

The student is asked if they were homeless or at risk of being homeless. The student selects "No."

The screenshot shows the FAFSA 2026-27 form for Student Alex Tran. The progress bar at the top indicates the following steps: 1. Personal Circumstances (current), 2. Demographics, 3. Financials, 4. Colleges, and 5. Signature. The 'Student Homelessness' section contains the question: "At any time on or after July 1, 2025, was the student unaccompanied and either (1) homeless or (2) self-supporting and at risk of being homeless?" Below the question are two radio button options: "Yes" and "No". The "No" option is selected. At the bottom of the form are "Previous" and "Continue" buttons.

FAFSA[®] FORM 2026-27 Student Alex Tran Save | FAFSA Menu

1 Personal Circumstances 2 Demographics 3 Financials 4 Colleges 5 Signature

Student Homelessness

At any time on or after July 1, 2025, was the student unaccompanied and either (1) homeless or (2) self-supporting and at risk of being homeless? ⓘ

☐ Yes ☒ No

Previous Continue


Student Dependency Status: Independent Student

Because the student's date of birth is before Jan. 1, 2003, the student is considered an independent student. The student is not required to provide information about their parents due to this status.

FAFSA[®] FORM 2026-27 Student Alex Tran Save FAFSA Menu

1 Personal Circumstances 2 Demographics 3 Financials 4 Colleges 5 Signature

Your Dependency Status

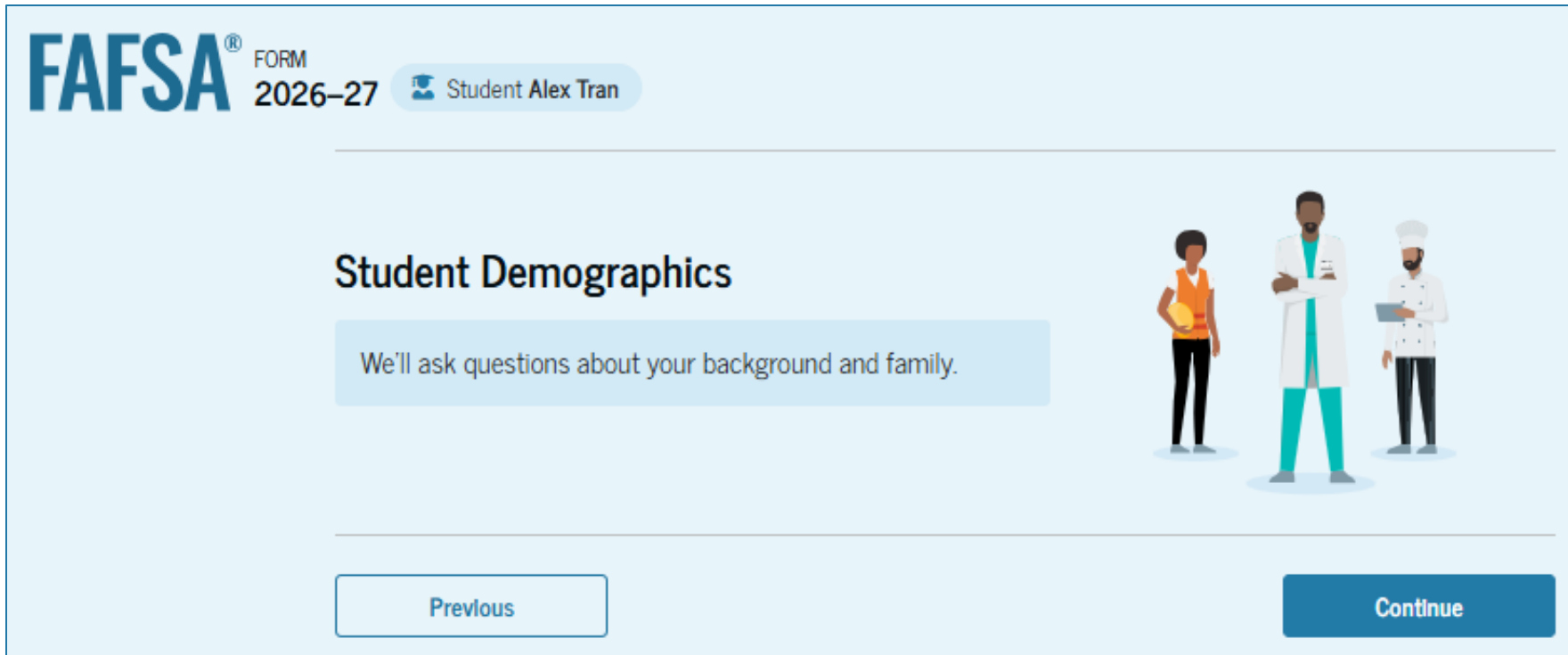
 **Independent Student**

Based on your answers, you're an independent student. This means you don't need to answer financial questions about your parents to complete your FAFSA[®] form.

Previous Continue

Introduction: Independent Student Demographics

This is the first page within the "Student Demographics" section. It provides an overview of the section.



The screenshot shows the FAFSA 2026-27 interface. At the top left is the FAFSA logo with "FORM 2026-27". To its right is a user profile box labeled "Student Alex Tran" with a person icon. Below this, the section title "Student Demographics" is displayed. Underneath the title is a light blue box containing the text "We'll ask questions about your background and family." To the right of this text is an illustration of three diverse people: a woman in an orange vest holding a yellow hard hat, a man in a white lab coat with his arms crossed, and a man in a white chef's uniform holding a tablet. At the bottom of the page are two buttons: a light blue "Previous" button on the left and a dark blue "Continue" button on the right.

FAFSA[®] FORM 2026-27 Student Alex Tran

Student Demographics

We'll ask questions about your background and family.

Previous Continue

Independent Student: Demographic Information

The student is asked to identify their sex. The student selects "Male."

The screenshot shows the FAFSA 2026-27 interface for Student Alex Tran. The top navigation bar includes the FAFSA logo, the form year (2026-27), the student's name, and a 'Save' button. Below the navigation bar is a progress indicator with five steps: 1. Personal Circumstances (completed), 2. Demographics (current step), 3. Financials, 4. Colleges, and 5. Signature. The main heading is 'Student Demographic Information'. A green box contains a disclaimer: 'Questions Used for Research Purposes Only and Do Not Affect Federal Student Aid Eligibility. Your answers will not: affect the student's eligibility for federal student aid, be used in any aid calculations, or be shared with the schools to which the student applies.' Below this is the question 'What is the student's sex?' with two radio button options: 'Male' (selected) and 'Female'. At the bottom are 'Previous' and 'Continue' buttons.

FAFSA[®] FORM 2026-27 Student Alex Tran Save FAFSA Menu

1 Personal Circumstances 2 Demographics 3 Financials 4 Colleges 5 Signature

Student Demographic Information

Questions Used for Research Purposes Only and Do Not Affect Federal Student Aid Eligibility

Your answers will not

- affect the student's eligibility for federal student aid,
- be used in any aid calculations, or
- be shared with the schools to which the student applies.

What is the student's sex? ⓘ

☒ Male

☐ Female

Previous Continue

Independent Student: Race and Ethnicity

The student is asked to identify their race. The student selects the checkboxes that apply. After making a selection, a second drop-down box appears, and the student selects the checkboxes that apply.

FAFSA[®] FORM 2026-27 Student Alex Tran Save FAFSA Menu

1 Personal Circumstances 2 Demographics 3 Financials 4 Colleges 5 Signature

Student Race and Ethnicity ^①

Questions Used for Research Purposes Only and Do Not Affect Federal Student Aid Eligibility

Your answers will not

- affect the student's eligibility for federal student aid,
- be used in any aid calculations, or
- be shared with the schools to which the student applies.

What is the student's race and/or ethnicity?

Select all that apply and enter additional details in the spaces below.

☐ American Indian or Alaska Native

☒ Asian

☒ Chinese

☐ Asian Indian

☐ Filipino

☐ Vietnamese

☐ Korean

☐ Japanese

Other Asian (Enter, for example, Pakistani, Hmong, Afghan, etc.)

☐ Black or African American

☐ Hispanic or Latino

☐ Middle Eastern or North African

☐ Native Hawaiian or Pacific Islander

☐ White

☐ Prefer Not To Answer

Previous Continue

Independent Student: Citizenship Status

The student is asked about their citizenship status. The student selects the "U.S. citizen or national" option.

The screenshot displays the FAFSA 2026-27 form for Student Alex Tran. The progress bar at the top indicates the following steps: 1. Personal Circumstances (completed), 2. Demographics (current step), 3. Financials, 4. Colleges, and 5. Signature. The "Student Citizenship Status" section is titled with an information icon. It contains three radio button options: "U.S. citizen or national" (selected), "Eligible noncitizen", and "Neither U.S. citizen nor eligible noncitizen". At the bottom of the form, there are "Previous" and "Continue" buttons.

FAFSA[®] FORM 2026-27 Student Alex Tran Save FAFSA Menu

1 Personal Circumstances 2 Demographics 3 Financials 4 Colleges 5 Signature

Student Citizenship Status ⓘ

☒ U.S. citizen or national

☐ Eligible noncitizen

☐ Neither U.S. citizen nor eligible noncitizen

Previous Continue

Independent Student: Parent Education Status

The student is asked about their parents' education status. The student selects the "Neither parent attended college" option.

The screenshot displays the FAFSA 2026-27 application interface for Student Alex Tran. At the top, the FAFSA logo and form year are shown, along with a 'Save' button and a 'FAFSA Menu' icon. A progress bar indicates the current step is 'Demographics' (step 2), with previous steps 'Personal Circumstances' (step 1) and 'Financials' (step 3) completed, and future steps 'Colleges' (step 4) and 'Signature' (step 5) pending. The main section is titled 'Parent Education Status' and contains the question: 'Did either of the student's parents attend college or complete college?'. Four radio button options are listed: 'Neither parent attended college' (selected), 'One or both parents attended college, but neither parent completed college', 'One or both parents completed college', and 'Don't know'. At the bottom, there are 'Previous' and 'Continue' buttons.

FAFSA[®] FORM 2026-27 Student Alex Tran Save FAFSA Menu

1 Personal Circumstances 2 Demographics 3 Financials 4 Colleges 5 Signature

Parent Education Status

Did either of the student's parents attend college or complete college? ⓘ

☒ Neither parent attended college

☐ One or both parents attended college, but neither parent completed college

☐ One or both parents completed college

☐ Don't know

Previous Continue

Independent Student: Parent Killed in Line of Duty

Since the student is under the age of 33, the student is asked if their parent was killed in the line of duty. The student selects the "No" option.

The screenshot shows the FAFSA 2026-27 application interface for Student Alex Tran. The progress bar at the top indicates five steps: 1. Personal Circumstances (completed), 2. Demographics (current step), 3. Financials, 4. Colleges, and 5. Signature. The question 'Parent Killed in Line of Duty' is displayed, asking if the student's parent or guardian was killed in the line of duty while either (1) serving on active duty as a member of the U.S. armed forces on or after the events of 9/11, or (2) performing official duties as a public safety officer. A note specifies that public safety officers include law enforcement officers, firefighters, and emergency service workers. Two radio button options are provided: 'Yes' and 'No'. The 'No' option is selected. At the bottom, there are 'Previous' and 'Continue' buttons.

FAFSA[®] FORM 2026-27 Student Alex Tran Save FAFSA Menu

1 Personal Circumstances 2 Demographics 3 Financials 4 Colleges 5 Signature

Parent Killed in Line of Duty

Was the student's parent or guardian killed in the line of duty while either (1) serving on active duty as a member of the U.S. armed forces on or after the events of 9/11, or (2) performing official duties as a public safety officer? ⓘ

Public safety officers include law enforcement officers, firefighters, and emergency service workers.

☐ Yes ☒ No

Previous Continue

Independent Student: High School Completion Status

The student is asked about what their high school completion status will be when the student starts the 2026–27 school year. The student selects the "High school diploma" option.

FAFSA[®] FORM 2026–27 Student Alex Tran Save FAFSA Menu

1 Personal Circumstances 2 Demographics 3 Financials 4 Colleges 5 Signature

Student High School Completion Status

What will the student's high school completion status be at the beginning of the 2026–27 school year? ⓘ

☒ High school diploma

☐ State-recognized high school equivalent (e.g., GED certificate)

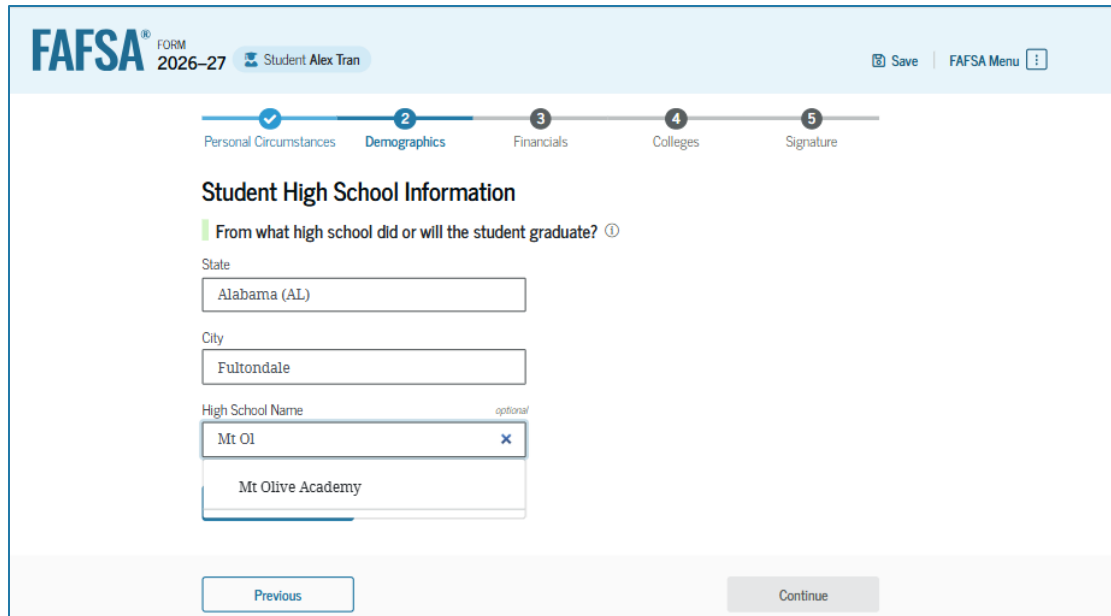
☐ Homeschooled

☐ None of the above

Previous Continue

Independent Student: High School Information

Because the student selected "High school diploma," the student is asked to select the high school from which they did or will graduate. The student enters the high school's state and city. After selecting "Search," the student selects the correct high school from the search results.



FAFSA[®] FORM 2026-27 Student Alex Tran Save FAFSA Menu

Personal Circumstances **Demographics** Financials Colleges Signature

Student High School Information

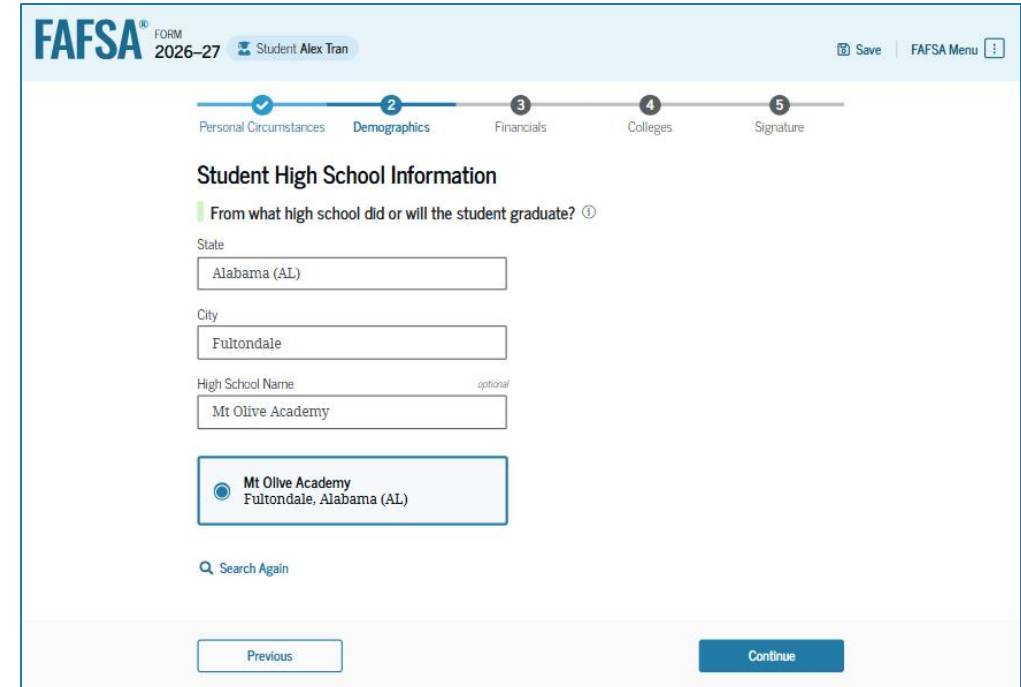
From what high school did or will the student graduate? ⓘ

State
Alabama (AL)

City
Fultondale

High School Name optional
Mt Ol
Mt Olive Academy

Previous Continue



FAFSA[®] FORM 2026-27 Student Alex Tran Save FAFSA Menu

Personal Circumstances **Demographics** Financials Colleges Signature

Student High School Information

From what high school did or will the student graduate? ⓘ

State
Alabama (AL)

City
Fultondale

High School Name optional
Mt Olive Academy

☒ Mt Olive Academy
Fultondale, Alabama (AL)

Search Again

Previous Continue

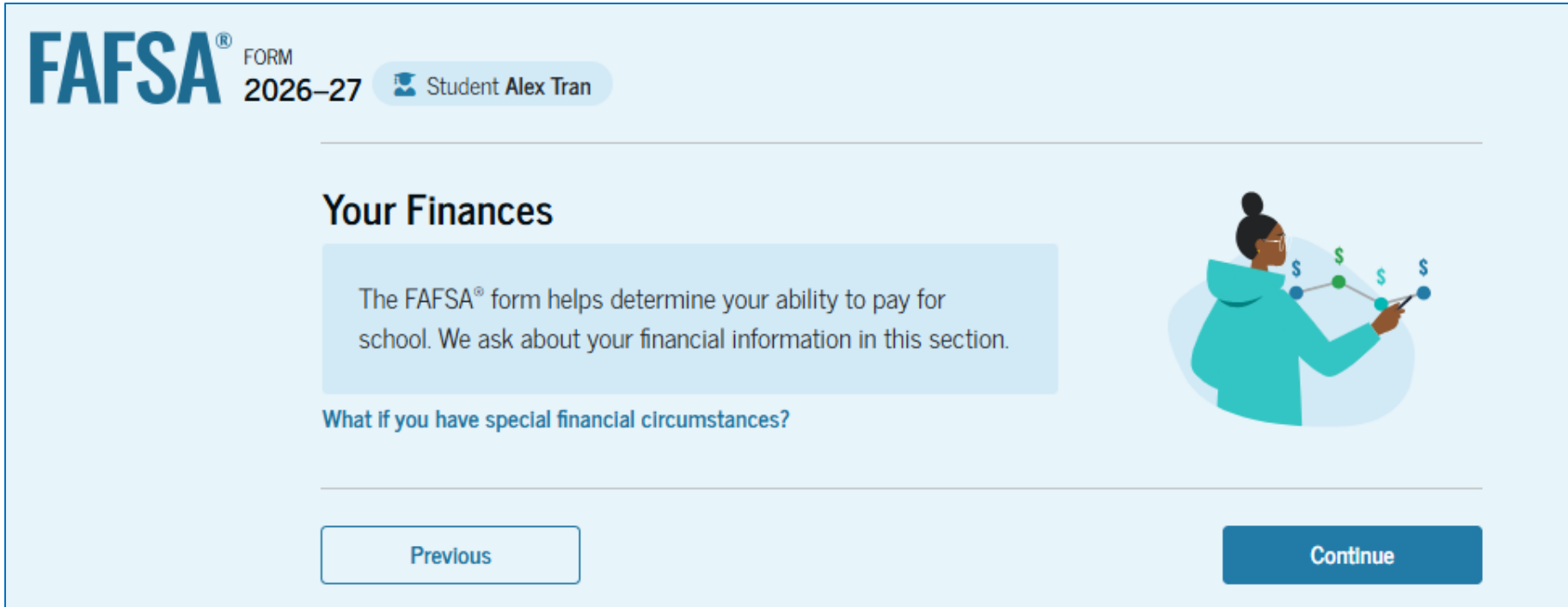
Independent Student: Confirms High School

The student has the option to edit the high school information presented on this page by selecting "Edit," which will return the student to the high school information page. The student confirms the high school information and selects "Continue" to proceed to the next section.

The screenshot shows the FAFSA 2026-27 interface for Student Alex Tran. At the top, a progress bar indicates five steps: 1. Personal Circumstances (completed), 2. Demographics (current step), 3. Financials, 4. Colleges, and 5. Signature. The main heading is "Confirm Your High School" with a sub-instruction: "Verify that your high school information below is correct. Once you're ready, select 'Continue' and we'll add it to your FAFSA® form." The form fields are: "High School Name" with the value "Mt Olive Academy" and an "Edit" link; "City" with the value "Fultondale"; and "State" with the value "AL". At the bottom, there are two buttons: "Previous" and "Continue".

Introduction: Independent Student Financials

This is the first page within the "Your Finances" section; it provides an overview of the section. The student can select the hyperlink to learn about special financial circumstances.



The screenshot displays the FAFSA interface for the 2026-27 form year, specifically the 'Your Finances' section for a student named Alex Tran. The header includes the FAFSA logo, the form year, and the student's name. The main heading 'Your Finances' is followed by a descriptive paragraph about the form's purpose. A link for 'special financial circumstances' is provided. At the bottom, there are 'Previous' and 'Continue' navigation buttons. An illustration of a person with a smartphone and floating dollar signs is on the right.

FAFSA[®] FORM 2026-27 Student **Alex Tran**

Your Finances

The FAFSA[®] form helps determine your ability to pay for school. We ask about your financial information in this section.

[What if you have special financial circumstances?](#)

[Previous](#) [Continue](#)

Independent Student: Federal Benefits

The student is asked if the student or anyone in their family has received federal benefits. The student selects “None of these apply.”

FAFSA[®] FORM 2026-27 Student Alex Tran Save FAFSA Menu

Personal Circumstances Demographics **Financials** Colleges Signature

Federal Benefits Received

Responses Won't Reduce Federal Student Aid Eligibility
Answering these questions won't reduce your eligibility for federal student aid or these programs.

At any time during 2024 or 2025, did the student or anyone in their family receive benefits from any of the following federal programs? ⓘ

Family includes the student's spouse, children, and other dependents. Select all that apply or "None of these apply."

- ☐ Earned Income Credit (EIC) ⓘ
- ☐ Federal Housing Assistance ⓘ
- ☐ Free or Reduced Price School Lunch ⓘ
- ☐ Medicaid ⓘ
- ☐ Refundable Credit for Coverage Under a Qualified Health Plan (QHP) or Health Insurance Subsidy ⓘ
- ☐ Supplemental Nutrition Assistance Program (SNAP) ⓘ
- ☐ Supplemental Security Income (SSI) ⓘ
- ☐ Temporary Assistance for Needy Families (TANF) ⓘ
- ☐ Special Supplemental Nutrition Program for Women, Infants, and Children (WIC) ⓘ
- ☒ None of these apply.

Previous Continue

Independent Student: Tax Filing Status

This page asks the student about their tax filing status. The student selects "No" to "Did or will the student file a 2024 IRS Form 1040 or 1040-NR?" Because of this selection, the student is asked if they earned income in a foreign country, were employed by an international organization but not required to report income on any tax return, or filed a tax return with Puerto Rico or another U.S. territory. The student selects "No."

The screenshot shows the FAFSA 2026-27 interface for Student Alex Tran. The progress bar at the top indicates the following steps: Personal Circumstances (1), Demographics (2), Financials (3, currently active), Colleges (4), Contributor Invite (5), and Signature (6). The main heading is "Student Tax Filing Status".

The first question is: "Did or will the student file a 2024 IRS Form 1040 or 1040-NR?" with a help icon. The "No" option is selected.

The second question is: "Did the student earn income in a foreign country in 2024, were they employed by an international organization but not required to report their income on any tax return, or did they file a tax return with Puerto Rico or another U.S. territory?" with a help icon. Below the question, it provides examples: "Examples of international organizations include the United Nations, World Bank, and the International Monetary Fund." The "No" option is selected.

At the bottom, there are "Previous" and "Continue" buttons.

Independent Student: Number in College

This page asks the student how many people in the family will be in college between July 1, 2026, and June 30, 2027. The student enters a response in the entry field.

The screenshot shows the FAFSA 2026-27 interface for Student Alex Tran. The top navigation bar includes the FAFSA logo, the text 'FORM 2026-27', the student's name 'Student Alex Tran', and buttons for 'Save' and 'FAFSA Menu'. Below the navigation bar is a progress indicator with six steps: 'Personal Circumstances' (checked), 'Demographics' (checked), 'Financials' (active, highlighted with a blue circle and number 3), 'Colleges' (number 4), 'Contributor Invite' (number 5), and 'Signature' (number 6). The main content area is titled 'Number in College' and contains the question: 'Out of the 2 people in the student's family, how many will be in college between July 1, 2026, and June 30, 2027?'. Below the question is a note: 'Always include the student applicant. Also include the student's spouse, children, or other dependents if they will also be in college during this time.' A text input field contains the number '1', followed by an information icon (i). At the bottom of the form are two buttons: 'Previous' and 'Continue'.

FAFSA[®] FORM 2026-27 Student Alex Tran Save | FAFSA Menu

Personal Circumstances Demographics **Financials** Colleges Contributor Invite Signature

Number in College

Out of the 2 people in the student's family, how many will be in college between July 1, 2026, and June 30, 2027?

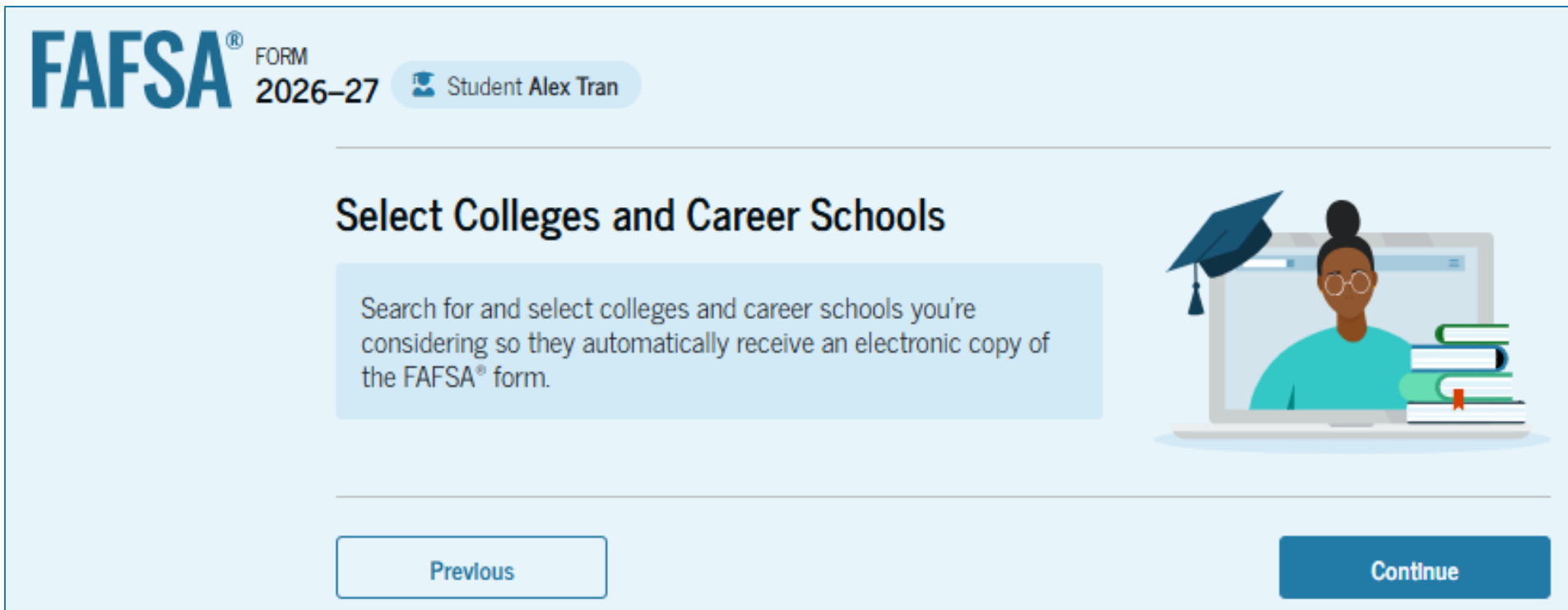
Always include the student applicant. Also include the student's spouse, children, or other dependents if they will also be in college during this time.

1 ⓘ

Previous Continue

Introduction: Independent Student Select Colleges

This is the first page in the "Select Colleges and Career Schools" section. It provides an overview of the section.



The screenshot shows the FAFSA 2026-27 interface. At the top left, it says "FAFSA® FORM 2026-27". To the right of this, there is a user profile icon and the name "Student Alex Tran". Below this header, the main heading is "Select Colleges and Career Schools". Underneath this heading, there is a light blue box containing the text: "Search for and select colleges and career schools you're considering so they automatically receive an electronic copy of the FAFSA® form." To the right of this text box is an illustration of a person with glasses and a graduation cap, sitting at a desk with a laptop and books. At the bottom of the page, there are two buttons: "Previous" on the left and "Continue" on the right.

Independent Student: College Search

The student is asked to search for the colleges, career schools, or trade schools that will receive their FAFSA® information. The student searches for a school by entering a state, city, and/or school name. After selecting "Search," the student selects the correct school(s) from the search results. Students can send their FAFSA information to a maximum of 20 schools. The student must add at least one school to continue.

FAFSA® FORM 2026-27 Student Alex Tran Save FAFSA Menu

Personal Circumstances Demographics Financials **Colleges** Signature

Where should we send the FAFSA® information?
Add at least one college or career school now.

You can add or remove schools before and after submitting your form.
You can add up to 20 schools. List any schools you're considering, even if you're not certain you'll apply to them. [Find tips for searching for colleges or career schools.](#)

0 out of 20 schools selected View Selected Schools

Search by State Enter School Code

State
ca

California (CA)

Previous Continue

Ventura Adult and Continuing Education
Ventura, California (CA) Federal School Code 030847 ✓ Selected

Tri-community Adult Education
Covina, California (CA) Federal School Code 036503 ✓ Selected

West Coast Barber College
Oceanside, California (CA) Federal School Code 043076 ✓ Selected

Folsom Lake College
Folsom, California (CA) Federal School Code 038713 + Select

California State University Channel Isla
Camarillo, California (CA) Federal School Code 039803 + Select

Search and Select More Schools

< Previous 1 2 3 4 5 Next >

Previous Continue

✓ 3 out of 20 schools have been selected

Independent Student: Selected Colleges

The student can view the school(s) they selected. If 20 schools were not selected, the student has the option to search and select more schools, and, in some states, the student has the option to reorder the list of selected schools.

The screenshot shows the FAFSA 2026-27 interface for Student Alex Tran. The progress bar at the top indicates the following steps: Personal (checked), Demographics (checked), Financials (checked), Colleges (4, active), Contributor Invite (checked), and Signature (6). The main heading is "Selected Colleges and Career Schools". Below this, it states: "These are the colleges and career schools that you've selected to receive the FAFSA® form. Review this list of schools and confirm your selection(s)." A green badge indicates "3 out of 20 schools selected". The list shows three schools, each with a "Remove" button and a "View Information" link.

School Name	Federal School Code	Remove	View Information
Ventura Adult and Continuing Education Ventura, California (CA)	030847	Remove	View Information
Tri-community Adult Education Covina, California (CA)	036503	Remove	View Information
West Coast Barber College Oceanside, California (CA)	043076	Remove	View Information

Showing 1 to 3 of 3

[Search and Select More Schools](#)

[Previous](#) [Continue](#)

Independent Student: Review Page

The review page displays the responses that the student has provided in the FAFSA® form. The student can view all responses by selecting "Expand All" or expand each section individually. To edit a response, the student can select the question's hyperlink to be taken to the corresponding page.

The screenshot shows the FAFSA 2026-27 Review Page for Student Alex Tran. The page has a light blue background. At the top left is the FAFSA logo with "FORM 2026-27" and the student's name. At the top right are "Save" and "FAFSA Menu" buttons. Below the header is a section titled "Continue To Sign Your Form" with a summary of the information provided and an illustration of two people on bicycles. A green box with a checkmark icon contains the instruction: "Scroll To Continue. After reviewing your answers, scroll to the bottom of the page and select 'Continue.' Then, sign your section of the FAFSA form." Below this is a section titled "Student Sections" with an "Expand All" button. It lists five sections, each with a green checkmark icon and a dropdown arrow: "Introduction Personal Identifiers", "Section 1 Personal Circumstances", "Section 2 Demographics", "Section 3 Financials", and "Section 4 Colleges". At the bottom are "Previous" and "Continue" buttons.

Independent Student: Signature

On this page, the student reviews the terms and conditions of the FAFSA® form and what they'll agree to when the student signs the form.

The screenshot shows the FAFSA 2026-27 Signature page for Student Alex Tran. The page has a light blue header with the FAFSA logo, the text 'FORM 2026-27', the student's name 'Student Alex Tran', and buttons for 'Save' and 'FAFSA Menu'. A progress bar at the top shows five steps: Personal Circumstances, Demographics, Financials, Colleges, and Signature (the current step, marked with a '5' and a checkmark). The main content area is titled 'Sign and Submit the FAFSA® Form' with an information icon. Below this is a green-bordered box labeled 'Summary' containing two paragraphs of text. The first paragraph states that the page confirms the student's understanding of the FAFSA form and its accuracy. The second paragraph explains that the FAFSA form is a legal document signed electronically with a StudentAid.gov account username and password (FSA ID), and that the FSA ID is associated with the student's personal information, which should not be shared. Below the summary box, there is a section titled 'By signing this application electronically using your FSA ID, YOU, THE STUDENT, certify that you' followed by a bulleted list of five certification points. The first point is about using federal and/or state student aid only to pay the cost of attending an institution of higher education. The second point is about not being in default on a federal student loan or having made satisfactory arrangements to repay it. The third point is about not owing money back on a federal student grant or having made satisfactory arrangements to repay it. The fourth point is about notifying the school if the student defaults on a federal student loan. The fifth point is about not receiving a Federal Pell Grant from more than one school for the same period of time. Below this list, there is another section titled 'By signing this application electronically using your StudentAid.gov account username and password, you certify that all of the information you provided is true and complete to the best of your knowledge and you agree, if asked, to provide' followed by a bulleted list of two certification points. The first point is about providing information that will verify the accuracy of the completed form. The second point is about providing U.S. or foreign income tax forms that the student filed or are required to file.

FAFSA® FORM 2026-27 Student Alex Tran Save FAFSA Menu

Personal Circumstances Demographics Financials Colleges **5 Signature**

Sign and Submit the FAFSA® Form ⓘ

Summary

This page confirms that you understand the terms and conditions of the FAFSA® form and filled out the form accurately to the best of your ability.

The FAFSA form is a legal document you will electronically sign with your StudentAid.gov account username and password (FSA ID). Because your FSA ID is associated with your personal information, do not share it with anyone.

By signing this application electronically using your FSA ID, YOU, THE STUDENT, certify that you

- will use federal and/or state student aid only to pay the cost of attending an institution of higher education.
- are not in default on a federal student loan or have made satisfactory arrangements to repay it.
- do not owe money back on a federal student grant or have made satisfactory arrangements to repay it.
- will notify your school if you default on a federal student loan, and
- will not receive a Federal Pell Grant from more than one school for the same period of time.

By signing this application electronically using your StudentAid.gov account username and password, you certify that all of the information you provided is true and complete to the best of your knowledge and you agree, if asked, to provide

- information that will verify the accuracy of your completed form, and
- U.S. or foreign income tax forms that you filed or are required to file.

Independent Student: Signature (Continued)

This is a continuation of the student signature page. After agreeing to the terms and conditions of the FAFSA® form and digitally signing, the student can submit their sections of the FAFSA form. Since all required sections are complete, the student can both sign and submit the FAFSA form.

If you sign this application or any document related to the federal student aid programs electronically using a username and password and/or any other credential, you certify that you are the person identified by the username and password, and/or any other credential and have not disclosed that username and password, and/or any other credential to anyone else. If you purposefully give false or misleading information, including applying as an independent student without meeting the unusual circumstances required to qualify for such a status, you may be subject to criminal penalties under 20 U.S.C. 1097, which may include a fine up to \$20,000, imprisonment, or both.

Additionally, by signing this application electronically using your FSA ID, you authorize the U.S. Department of Education to disclose all information provided on this application, as required under Section 483(a)(2)(D)(i) of the *Higher Education Act of 1965*, as amended, to the institutions you have identified herein, state higher education agencies (in your state of residence and the states in which the institutions identified herein are located), and designated scholarship organizations to assist with the application, award, and administration of federal, state, or institutional financial aid programs and designated scholarship programs. Notwithstanding this authorization, the name of an institution that you select to authorize such disclosure shall not be shared with any other institution.

Sign and Submit Your FAFSA® Form

☐

I, Alex Tran, agree to the terms outlined above.

Previous

Sign and Submit

Independent Student: Confirmation Page

The student is presented with the confirmation page. This page displays information for the student about the completion date and data release number for their FAFSA® form, along with an estimate for the student's Student Aid Index. The student is informed they may be eligible for a Federal Pell Grant, which may be a result of their negative SAI.

The screenshot shows the FAFSA 2026-27 Confirmation Page for Student Alex Tran. The page features a blue header with the FAFSA logo and navigation links. The main content area has a light blue background with a banner reading "Congratulations, the FAFSA® Form Is Complete!". Below the banner, the student's name "Alex Tran" is displayed. A table provides key information: Completion Date (07/17/2025), Data Release Number (8083), and Estimated Student Aid Index (SAI) (-1500). A note states that the estimated SAI is subject to change based on final processing. A white box highlights eligibility for a Federal Pell Grant of up to \$7395.00. The "What Happens Next" section lists three steps: Check Your Email, Track the Status of Your Form, and You Will Receive School Communications. The footer includes a "Track and Manage Your FAFSA® Form" section with a "View Status" button.

FAFSA® FORM 2026-27 Student Alex Tran Exit FAFSA Menu

Congratulations, the FAFSA® Form Is Complete!

Alex Tran

Completion Date	Data Release Number	Estimated Student Aid Index (SAI)
07/17/2025	8083	-1500

The estimated SAI is subject to change based on final processing of your FAFSA form. The SAI is not a measure of how much student aid you'll receive or how much you'll pay for college or career school. Schools use your SAI to determine your federal student aid eligibility.

Based on the eligibility criteria, you may be eligible for a Federal Pell Grant of up to \$7395.00. You may also be eligible for other federal, state, or institutional grants; scholarships; and/or work study programs.

What Happens Next

- Check Your Email**
You will receive an email version of this confirmation page at the following email address: test592345879@testcod.edu.
- Track the Status of Your Form**
In one to three days, your FAFSA form will be processed and made available to your schools. Check the status of your form by logging in to StudentAid.gov and selecting your FAFSA submission from the "My Activity" section of your account Dashboard.
- You Will Receive School Communications**
We use the information collected on your FAFSA form to calculate your Student Aid Index (SAI). The SAI lets schools determine the aid you're eligible to receive. Your schools will reach out to you if they need more information. They will also contact you with your financial aid offers. Once received, you can contact their financial aid offices directly to ask questions about their student aid packages.

Track and Manage Your FAFSA® Form
You can check the status of your application in the "My Activity" section of your account Dashboard. We will let you know if we need anything more from you.

[View Status](#)

Independent Student: Confirmation Page (Continued)

This is a continuation of the student section complete page. This page displays information for the student about next steps, including checking their email, tracking the FAFSA® form, and receiving communications from their school(s).

What Happens Next



Check Your Email

You will receive an email version of this confirmation page at the following email address:
599888614test@testcor.eru.



Track the Status of Your Form

In one to three days, your FAFSA form will be processed and made available to your schools. Check the status of your form by logging in to StudentAid.gov and selecting your FAFSA submission from the "My Activity" section of your account Dashboard.



You Will Receive School Communications

We use the information collected on your FAFSA form to calculate your Student Aid Index (SAI). The SAI lets schools determine the aid you're eligible to receive. Your schools will reach out to you if they need more information. They will also contact you with your financial aid offers. Once received, you can contact their financial aid offices directly to ask questions about their student aid packages.

Track and Manage Your FAFSA® Form

You can check the status of your application in the "My Activity" section of your account Dashboard. We'll let you know if we need anything more from you.

[View Status](#)

FAFSA Submission Summary

FAFSA Submission Summary Landing Page

The student receives a FAFSA Submission Summary for their processed FAFSA® form and any subsequent corrections that the student submits. The FAFSA Submission Summary is divided into four tabs: "Eligibility Overview," "FAFSA Form Answers," "School Information," and "Next Steps." At the top, the student will see when the FAFSA form was received and processed. The student also has the option to print the FAFSA Submission Summary to keep for their records.

The screenshot shows the FAFSA Submission Summary landing page. At the top left is a "< Back" link. At the top right is a "Print FAFSA Submission Summary" button with a printer icon. Below this is the FAFSA logo with "FORM 2026-27" and the title "FAFSA Submission Summary". A light blue box contains the following information: Student Michelle Allen; Application Received June 20, 2025; Application Processed June 20, 2025; Data Release Number 8720; and Viewing: Submission 1. At the bottom are four tabs: "Eligibility Overview" (which is selected and underlined), "FAFSA Form Answers", "School Information", and "Next Steps" (which has an information icon).

Student	Application Received	Application Processed	Data Release Number	Viewing
Michelle Allen	June 20, 2025	June 20, 2025	8720	Submission 1

[Eligibility Overview](#) | [FAFSA Form Answers](#) | [School Information](#) | [Next Steps](#)

Eligibility Overview

On the "Eligibility Overview" tab, the student sees information about the federal student aid for which they may be eligible, such as a Federal Pell Grant and Federal Direct Loans. Any amounts of financial aid that display on this tab are estimates and are not guaranteed. The school's financial aid office provides final determination of the student's financial aid eligibility.


[Eligibility Overview](#) [FAFSA Form Answers](#) [School Information](#) [Next Steps](#)

Your Estimated Federal Student Aid

Federal Pell Grant You are not eligible for a Federal Pell Grant, but you may be eligible for other aid.	N/A
Federal Direct Loans A federal direct loan is money lent to you by the government that you must repay with interest.	Up to \$9,500
Federal Work-Study Federal Work-Study is a way for students to earn money to pay for school through part-time jobs on or off campus.	You May Be Eligible

Amounts shown here are only estimates of federal student aid based on full-time enrollment and the average cost of attendance. Your school will determine how much student aid to offer you, which may include additional aid from your school or state.

[Learn more about financial aid](#)

 **Keep in mind, this is only an estimate**
Always refer to your school's financial aid offer for a final determination of financial aid available.

Need to make a correction?
Start a correction to revise your form if you need to update or change information (such as adding an additional school).
Visit the [FAFSA Form Answers](#) tab to review your responses and make sure all the information you provided is correct.
[Make a Correction](#)

View All of Your Federal Student Aid In One Place
View detailed information about your federal student loan and grant aid, including your enrollment history, payment history, and subsidized usage.
[Visit My Aid](#)

Eligibility Overview (Continued)

This is a continuation of the "Eligibility Overview" tab of the FAFSA Submission Summary. The student can view their Student Aid Index. The school's financial aid office provides final determination of the student's financial aid eligibility.

Your Student Aid Index (SAI)

Your SAI is an index number calculated using information provided on your FAFSA form. Your school uses your SAI to determine your federal student aid eligibility and to build your financial aid offer. Your SAI may change if you update or correct your FAFSA information or after verification (if your FAFSA form was selected for review). Once your updated FAFSA form is complete and fully processed, you'll receive a new FAFSA Submission Summary, which may include changes to your SAI and estimated federal student aid.

[What does this mean?](#)

-1500

FAFSA® Form Answers

On the "FAFSA Form Answers" tab, the student sees the answers provided on their FAFSA® form. If any of the provided answers are incorrect, the student can choose "Make a Correction."

The screenshot displays the "Your FAFSA® Form Answers" page. At the top, there are navigation tabs: "Eligibility Overview", "FAFSA Form Answers" (which is selected), "School Information", and "Next Steps". Below the tabs, a heading reads "Your FAFSA® Form Answers" with a subtext: "Review your responses carefully and make sure all the information you provided is correct. Start a correction to fix any errors and ensure that your form is processed correctly." A "Collapse All" link is visible on the right.

The main content area is titled "Student Sections" and contains a list of "Personal Identifiers". Each identifier is followed by a right-pointing arrow and the provided answer:

- First Name → Michelle
- Middle Name → N
- Last Name → Allen
- Suffix →
- Date of Birth → 01/01/2002
- Social Security Number → ----8526
- Individual Taxpayer Identification Number (ITIN) →
- Mobile Phone Number → (555) 557-6487
- Email → 599888526test@testcon.edu
- Permanent Mailing Address → 123 test
- City → city
- State → Military—Pacific (AP)
- Zip Code → 30202
- Country → United States (US)
- State of Legal Residence → Alabama (AL)
- Legal Residence Date → 01/2005

On the right side of the page, there are three informational boxes:

- Need to make a correction?**: A box with text explaining that a correction can be made to update or change information (like adding a school). It includes a "Make a Correction" button.
- View All of Your Federal Student Aid In One Place**: A box with text about viewing detailed information on federal student loans and grants. It includes a "Visit My Aid" button.
- Find the Right College or Career School**: A box with text about using the College Scorecard to compare schools. It includes a "Visit College Scorecard" button and an illustration of a student looking at a laptop.

FAFSA® Form Answers (Continued)

This is a continuation of the "FAFSA Form Answers" tab, where the student sees the answers provided on their FAFSA® form.

Mobile Phone Number

→ (555) 557-6487

Email

→ 599888526test@testcon.edu

Permanent Mailing Address

→ 123 test

City

→ city

State

→ Military—Pacific (AP)

Zip Code

→ 30202

Country

→ United States (US)

State of Legal Residence

→ Alabama (AL)

Legal Residence Date

→ 01/2005

Section 1

Personal Circumstances

Section 2

Demographics

Section 3

Financials

Section 4

Colleges

Section 5

Signature

Visit My Aid

Find the Right College or Career School

Use College Scorecard to compare schools by size, location, graduation rate, and more.

Visit College Scorecard



FAFSA® Form Answers Contributors

This is a continuation of the "FAFSA Form Answers" tab. If applicable, the student sees the answers their contributor(s) provided on the FAFSA® form.

Parent Sections Expand All

Introduction

Personal Identifiers

First Name	→ Alcina
Middle Name	→
Last Name	→ Tran
Suffix	→
Date of Birth	→ 5/5/1973
Social Security Number	→1234
Individual Taxpayer Identification Number (ITIN)	→
Mobile Phone Number	→ (555) 555-5555
Email	→ alcina.tran@email.com

Permanent Mailing Address	→ 123 Sesame Street
City	→ New York
State	→ New York (NY)
Zip Code	→ 54321
Country	→ United States

Section 1

Demographics

Section 2

Financials

Section 3

Signature

School Information

On the "School Information" tab, the student sees information about the college(s), career school(s), and/or trade school(s) they selected to receive their FAFSA® information. The student can view graduation rate, retention rate, transfer rate, default rate, median debt upon completion, and average annual cost of the selected school(s).

Eligibility Overview

FAFSA Form Answers

School Information

Next Steps

Find an Affordable School

Many schools offer the opportunity to attend college affordably. Learn about the costs and benefits associated with the schools you listed on your form.

Learn About College Scorecard

Showing results for family income between \$0-\$30,000

School Name	Graduation Rate	Retention Rate	Transfer Rate	Default Rate	Median Debt Upon Completion	Average Annual Cost
Ventura Adult and Continuing Education	75.89%	96.88%	N/A	0%	\$3,920	\$10,358
Tri-Community Adult Education	N/A	N/A	N/A	N/A	N/A	N/A
West Coast Barber College	N/A	N/A	N/A	N/A	N/A	N/A

Next Steps

On the "Next Steps" tab, the student sees comments that pertain to their FAFSA® form. Some comments may require the student to make a correction or send additional documentation to their school. Other comments may be informational and require no action from the student.

The screenshot shows the 'Next Steps' tab in the Federal Student Aid portal. The navigation bar at the top includes 'Eligibility Overview', 'FAFSA Form Answers', 'School Information', and 'Next Steps' (which is highlighted). The main content area is divided into several sections:

- Next Steps:** A list of three items, each with a checkmark icon:
 - 1 Correct Any Errors on Your FAFSA® Form
 - 2 Make Sure Your Schools Have Everything They Need
 - 3 Look Out for Aid-Related Communications From Your Schools
- For Your Awareness:** A section with an information icon and a list of four bullet points:
 - VA Education and Training Benefits help veterans, service members, and their family members with needs like paying college tuition or finding the right school.
 - The limit to the total amount of Federal Pell Grants that a student may receive is the equivalent of six school years. Once you've reached that limit, you can no longer receive a Federal Pell Grant.
 - Based on the information we have on record for you, your Student Aid Index (SAI) is -1500. You may be eligible to receive a Federal Pell Grant and other federal student aid. Your college's or career school's financial aid office will use your SAI to determine your eligibility for other types of grants, scholarships, work-study funds, and loans.
 - Based on information you provided on your FAFSA form, you may be eligible for other federal benefits not awarded by the U.S. Department of Education. Visit [StudentAid.gov/help/means-tested-benefits](https://studentaid.gov/help/means-tested-benefits) for more information on federal benefits.
- Understand Your Tax Benefits:** A section with a tax icon and text explaining that the IRS provides tax benefits for education. It includes a link to 'Learn About Tax Benefits'.

On the right side of the interface, there are three additional sections:

- Need to make a correction?** Text explaining that a correction can be used to update or change information. It includes a link to the 'FAFSA Form Answers' tab and a 'Make a Correction' button.
- View All of Your Federal Student Aid In One Place** Text explaining that users can view detailed information about their federal student loan and grant aid. It includes a 'Visit My Aid' button.
- Find the Right College or Career School** Text explaining that users can use the College Scorecard to compare schools. It includes a 'Visit College Scorecard' button.

At the bottom right, there is an illustration of a student looking at a smartphone with a graduation cap and trees in the background.

More Resources

Lastly, along the right side of the FAFSA Submission Summary, the student can access additional resources, including links to "My Aid" or College Scorecard.

Need to make a correction?

Start a correction to revise your form if you need to update or change information (such as adding an additional school).

Visit the [FAFSA Form Answers](#) tab to review your responses and make sure all the information you provided is correct.

[Make a Correction](#)

View All of Your Federal Student Aid In One Place

View detailed information about your federal student loan and grant aid, including your enrollment history, payment history, and subsidized usage.

[Visit My Aid](#)

Find the Right College or Career School

Use College Scorecard to compare schools by size, location, graduation rate, and more.

[Visit College Scorecard](#)

Dependent Student and Direct Unsubsidized Loan

Dependency Status: Dependent Student


If the parents of a dependent student are unwilling to provide information on the FAFSA® form but the student doesn't have an unusual circumstance, the student can choose to have their school determine eligibility for a Direct Unsubsidized Loan only.

Note: Selecting "Yes" here makes the student ineligible for other types of federal student aid, such as Federal Pell Grants, Federal Work-Study, or Direct Subsidized Loans.

FAFSA® FORM 2026-27 Student Alex Tran Save FAFSA Menu

1 Personal Circumstances 2 Demographics 3 Financials 4 Colleges 5 Signature

Your Dependency Status

 **Dependent Student**
Based on your answers, you're a dependent student. This means you must provide parent information on your FAFSA® form. This information helps determine how much federal student aid you're eligible to receive.

Direct Unsubsidized Loan Only

Are the student's parents refusing to provide their information on this FAFSA® form? ⓘ

This response must be "No" for the student to be considered for Federal Pell Grant eligibility and most other types of federal student aid.

☒ Yes ☐ No

Previous Continue

Dependent Student Selects Direct Unsubsidized Loan Only

If the student selects "Yes" to have their school determine eligibility for a Direct Unsubsidized Loan only and then selects "Continue," a pop-up window appears warning the student that they will not be eligible for most federal student aid.

FAFSA[®] FORM 2026-27 Student: Alex Tran Save FAFSA Menu

1 Personal Circumstances 2 Demographics 3 Financials 4 Colleges 5 Signature

Your Dependency Status

Dependent Student
Based on your answers, you're a dependent student. This means you must provide parent information on your FAFSA[®] form. This information helps determine how much federal student aid you're eligible to receive.

Direct Unsubsidized Loans
Are the student...
This response must...
other types of federal student aid.

☒ Yes

You WILL NOT Be Eligible for Most Federal Student Aid
By changing the answer to "Yes" you'll be considered for a limited amount of Direct Unsubsidized Loans ONLY. Any existing parent information will be removed. Do you want to continue?

Continue Return to Form

Previous Continue

Unaccompanied Homeless Youth

Student Homelessness

The student is asked if they were unaccompanied and either homeless or at risk of being homeless. If so, the student selects "Yes." Next, the student is asked who determined that they are homeless or at risk of being homeless. The student selects "None of these apply."

The screenshot shows the FAFSA 2026-27 interface for Student Alex Tran. The progress bar at the top indicates the following steps: 1. Personal Circumstances (current), 2. Demographics, 3. Financials, 4. Colleges, and 5. Signature. The 'Student Homelessness' section contains the following questions and options:

Student Homelessness

At any time on or after July 1, 2025, was the student unaccompanied and either (1) homeless or (2) self-supporting and at risk of being homeless? ⓘ

☒ Yes ☐ No

Did any of the following determine the student was homeless or at risk of becoming homeless?

Select all that apply or "None of these apply."

- ☐ Director or designee of an emergency or transitional shelter, street outreach program, homeless youth drop-in center, or other program serving those experiencing homelessness
- ☐ The student's high school or school district homeless liaison or designee
- ☐ Director or designee of a project supported by a federal TRIO or GEAR UP program grant
- ☐ Financial aid administrator
- ☒ None of these apply.

Navigation buttons at the bottom: Previous and Continue.

Impact of Unaccompanied Homeless Youth Status

Based on the answers provided by the student, parent information is not required on the FAFSA® form. The student can sign and submit the FAFSA form, but will need to contact the school's financial aid office about their circumstances. The school will be required to make a determination about the student's unaccompanied homeless youth status based on a written statement from the student or a documented interview with the student. Until the student's circumstances are verified, the U.S. Department of Education's office of Federal Student Aid will only provide the student an estimate of their federal student aid eligibility.

The screenshot displays the FAFSA 2026-27 application interface for a student named Alex Tran. At the top, a progress bar shows five steps: 1. Personal Circumstances (active), 2. Demographics, 3. Financials, 4. Colleges, and 5. Signature. Below the progress bar, the section is titled 'Your Dependency Status'. On the left, there is an icon of a person. The main text area contains the following information:

- Provisionally Independent or Unaccompanied Homeless Youth**
You Can Proceed Without Parent Information
- Based on your answers, you can submit your application without answering questions about your parent(s).
- To complete the financial aid process, you'll need to contact the financial aid office at the college or career school you wish to attend.
- If you are not in contact with a parent or contacting a parent would pose a risk to you, you are considered a provisionally independent student. You will need to speak with the financial aid office at your school about your circumstances.
- If you have indicated that you are unaccompanied and either (1) homeless or (2) self-supporting and at risk of being homeless, the financial aid office at your school is required to make a determination of your status based on a written statement from you or a documented interview with you. Contact your school's financial aid office to complete this process.
- We can't make an accurate calculation of your federal student aid eligibility until you discuss this with your financial aid office. Until then, we will provide only an estimate of your federal student aid eligibility as an independent student.

At the bottom of the section, there are two buttons: 'Previous' and 'Continue'.

Provisionally Independent Student

Student Unusual Circumstances

The student is asked if unusual circumstances prevent them from contacting their parent(s). The student selects "Yes."

The screenshot shows the FAFSA 2026-27 interface for Student Emma Mitchell. The progress bar at the top indicates the following steps: 1. Personal Circumstances, 2. Demographics (checked), 3. Financials, 4. Colleges (checked), and 5. Signature. The current section is titled "Student Unusual Circumstances". A green box contains the text: "This information will help us evaluate the student's ability to pay for school." The main question is: "Do unusual circumstances prevent the student from contacting their parents or would contacting their parents pose a risk to the student?" with a help icon. Below the question, a paragraph explains that unusual circumstances include being left home due to an abusive environment, abandoned, a refugee, a victim of trafficking, incarcerated, or otherwise unable to contact parents. At the bottom, there are two radio button options: "Yes" (selected) and "No". Navigation buttons for "Previous" and "Continue" are at the bottom of the form.

FAFSA[®] FORM 2026-27 Student Emma Mitchell Save FAFSA Menu

1 Personal Circumstances 2 Demographics 3 Financials 4 Colleges 5 Signature

Student Unusual Circumstances

This information will help us evaluate the student's ability to pay for school.

Do unusual circumstances prevent the student from contacting their parents or would contacting their parents pose a risk to the student? ⓘ

A student may be experiencing unusual circumstances if they

- left home due to an abusive or threatening environment;
- are abandoned by or estranged from their parents;
- have refugee or asylee status and are separated from their parents, or their parents are displaced in a foreign country;
- are a victim of human trafficking;
- are incarcerated, or their parents are incarcerated, and contact with the parents would pose a risk to the student; or
- are otherwise unable to contact or locate their parents.

If the student's circumstances resulted in not having a safe and stable place to live, they may be considered a homeless youth and should review the answer to the previous question about being unaccompanied and homeless.

☒ Yes ☐ No

Previous Continue

Impact of Provisionally Independent Status

Based on the answer provided by the student, the student is considered a provisionally independent student and is not required to provide parent information. The student can sign and submit their FAFSA® form, but will need to contact their school to see what supporting documentation they need to submit. A financial aid administrator at the school will review and make a determination about a dependency override. Until the student's circumstances are verified, the U.S. Department of Education's office of Federal Student Aid will only provide the student an estimate of their federal student aid eligibility.

The screenshot shows the FAFSA 2026-27 interface for Student Alex Tran. At the top, a progress bar indicates five steps: 1. Personal Circumstances (active), 2. Demographics, 3. Financials, 4. Colleges, and 5. Signature. Below the progress bar, the heading 'Your Dependency Status' is followed by a light blue box containing the following information:

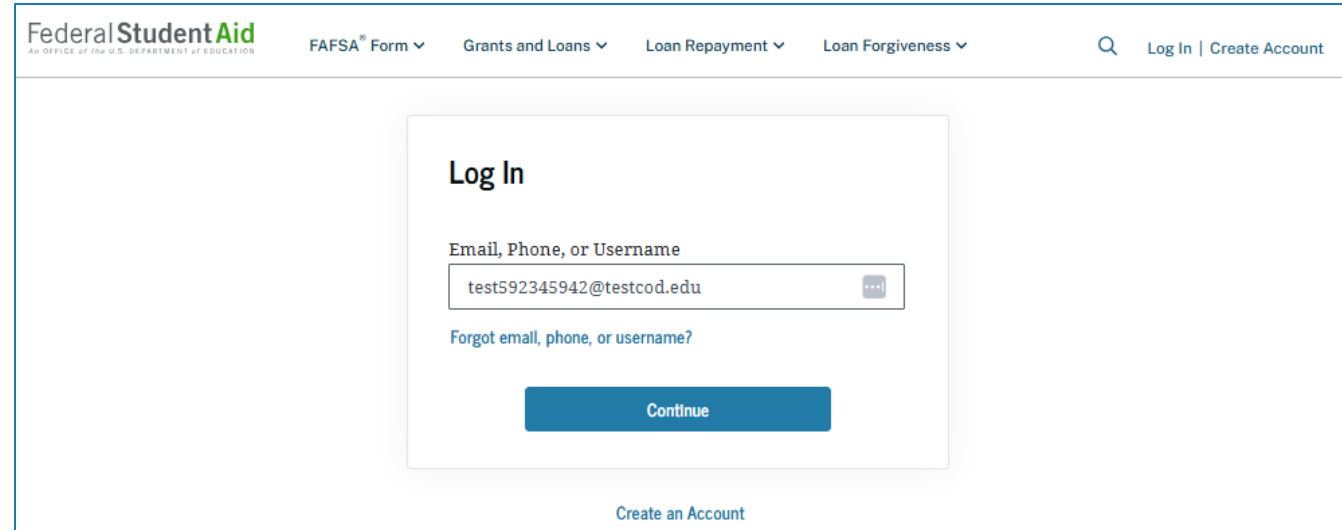
- Provisionally Independent or Unaccompanied Homeless Youth**
You Can Proceed Without Parent Information
- Based on your answers, you can submit your application without answering questions about your parent(s).
- To complete the financial aid process, you'll need to contact the financial aid office at the college or career school you wish to attend.
- If you are not in contact with a parent or contacting a parent would pose a risk to you, you are considered a provisionally independent student. You will need to speak with the financial aid office at your school about your circumstances.
- If you have indicated that you are unaccompanied and either (1) homeless or (2) self-supporting and at risk of being homeless, the financial aid office at your school is required to make a determination of your status based on a written statement from you or a documented interview with you. Contact your school's financial aid office to complete this process.
- We can't make an accurate calculation of your federal student aid eligibility until you discuss this with your financial aid office. Until then, we will provide only an estimate of your federal student aid eligibility as an independent student.

At the bottom of the screen, there are two buttons: 'Previous' and 'Continue'.

Student Adds Schools to FAFSA® Form

Add Schools: Log-in

To access an existing FAFSA® form, the student must have a StudentAid.gov account username and password.



FederalStudentAid
An Office of the U.S. Department of Education

FAFSA® Form ▾ Grants and Loans ▾ Loan Repayment ▾ Loan Forgiveness ▾

Log In | Create Account

Log In

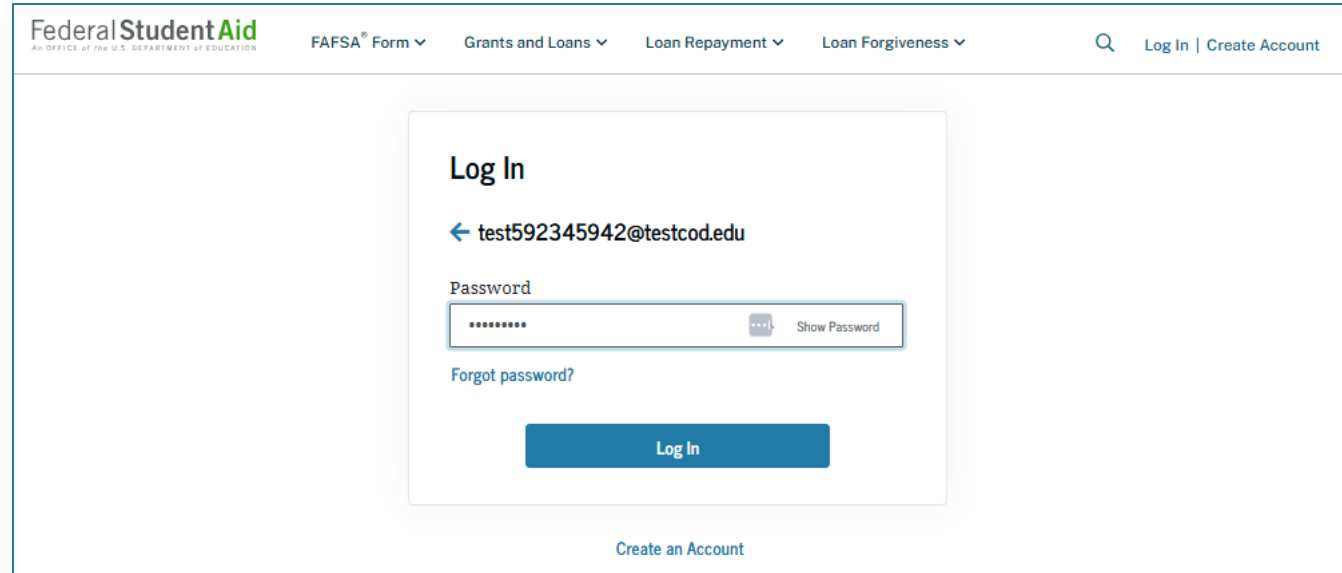
Email, Phone, or Username

test592345942@testcod.edu

[Forgot email, phone, or username?](#)

Continue

[Create an Account](#)



FederalStudentAid
An Office of the U.S. Department of Education

FAFSA® Form ▾ Grants and Loans ▾ Loan Repayment ▾ Loan Forgiveness ▾

Log In | Create Account

Log In

← test592345942@testcod.edu

Password

..... Show Password

[Forgot password?](#)

Log In

[Create an Account](#)

Add Schools: Dashboard

On the account Dashboard, the student can see their most recent 2026–27 FAFSA® activity under the "My Activity" section. In this scenario, the student has a processed 2026–27 FAFSA form. To see further information about this application, the student selects the application and is taken to the "Details" page.

The screenshot displays the Federal Student Aid Dashboard. At the top, the navigation bar includes the Federal Student Aid logo, links for FAFSA® Form, Grants and Loans, Loan Repayment, and Loan Forgiveness, along with a user profile for Charles and a search icon. The main content area is titled "Dashboard" and features a yellow alert banner at the top stating: "A federal court issued an injunction preventing the implementation of the Saving on a Valuable Education (SAVE) Plan and parts of other income-driven repayment (IDR) plans. As a result, your IDR payment count and payment history are temporarily unavailable. Stay up-to-date on court actions affecting IDR plans: StudentAid.gov/courtactions." Below the alert, the "My Aid" section shows a message: "You currently don't have any federal loans or grants." The "My Activity" section, which is selected, displays a list of activities with the most recent entry being the "2026–27 FAFSA® Form" with a status of "Processed" and a date of "Processed on: 06/25/2025". A "View All Activity" link is also present. On the right side, the "Quick Links" section provides shortcuts to various resources, including the FAFSA® Form, tips for filling out the form, the Master Promissory Note (MPN), Entrance Counseling, information about FAFSA submission, and the PLUS Loan for Parents and Graduate Students. The "My Info" section on the right contains links to My Aid, My Activity, My Documents, and Settings.

Add Schools: Details

On the "Details" page, the student sees information related to their processed FAFSA® form (such as when it was started and processed), their FAFSA Submission Summary, and additional resources. Within the "Actions" menu, the student can select "Add or Remove Schools." Selecting this option will start a voluntary correction to update the selected schools.

My Activity > FAFSA Form

2026–27 Free Application for Federal Student Aid (FAFSA®) Form: Details

Processed

FAFSA® Information

Student	Data Release Number (DRN)	Submission Number
Charles Martinez	8720	01

Actions

- Add or Remove Schools
- Make Corrections
- View FAFSA Submission Summary

Status Tracker

- FAFSA® Form Started
Started on Jun 20, 2025
- FAFSA® Form Submitted
Submitted on Jun 20, 2025
- FAFSA® Form Processed
Processed on Jun 20, 2025

Started on Jun 20, 2025 | Processed on Jun 20, 2025

More Resources

- Understand Financial Aid
- FAFSA Landing Page
- Information on Federal Pell Grant Program
- Information on Federal Work-Study (FWS) Program
- How Aid Is Calculated

Congratulations! Your FAFSA® form has been processed successfully! Select the FAFSA Submission Summary button to view your federal aid eligibility. We also recommend that you download a copy for your records.


Your FAFSA Submission Summary is ready!

Your FAFSA Submission Summary gives you information about your eligibility for federal student aid and lists your answers to the questions.

[FAFSA Submission Summary](#)

Add Schools: Details (Continued)

Farther down the "Details" page, the student sees their invited contributor(s), selected school(s) and FAFSA® submission history. In this scenario, the student selects "Add or Remove Schools" within the "Actions" menu to update the selected schools.

 **Next Steps**


[Apply for Scholarships and Grants](#)

Scholarships and grants are gifts that don't need to be repaid. There are thousands of them offered by schools, employers, individuals, private companies, nonprofits, communities, religious groups, and professional and social organizations.

[Information on Scholarships and Grants](#)

Selected Colleges

These are the colleges and career schools you have identified to receive your FAFSA form.

 3 of 20 Schools Selected


School Name	Address
Ventura Adult and Continuing Education	Ventura, CA
Tri-Community Adult Education	Covina, CA
West Coast Barber College	Oceanside, CA

1 to 3 of 3

FAFSA® Submission History

[View Latest Submission](#)

Information about your most recent 2026–27 FAFSA form submission, including any corrections you've made, is displayed first.

Date Submitted	Submitted By	Submission Type	Submission Number	Actions
Jun 20, 2025	Charles Martinez	Initial	01	

Showing 1 of 1

Add Schools: Onboarding

When the student starts a 2026–27 FAFSA® correction, they are taken through the FAFSA correction onboarding process. A correction should only be submitted if critical information was missing, the form contains incorrect information, the student needs to update the selected school(s), and/or a financial aid administrator requested a correction. The student selects "Add or Remove Schools" to begin the correction.

The image shows a screenshot of the FAFSA FORM 2026-27 interface. At the top left is the FAFSA logo and the text "FORM 2026-27". In the center, a blue banner reads "Correct Your FAFSA® Form Before You Start". Below this banner, a light blue box contains the text: "If you made a mistake reporting information on the FAFSA form, you'll need to make a correction. Be ready with your personal information and any documents you may need." Below this box, there are three green arrows pointing to the right, each followed by a step in the process:

- Only update fields that are incorrect.
- Based on the corrections you make, your eligibility for federal student aid and/or the estimated aid amounts may change.
- After you submit your correction, your school may reach out to you for more information.

At the bottom of the screen, there are two buttons: a light blue "Cancel" button on the left and a dark blue "Add or Remove Schools" button on the right.

Add Schools: Selected Colleges and Career Schools

The student can view which college(s), career school(s), and/or trade school(s) they selected in their processed application. If the student has not selected 20 schools, they have the option to search and select more schools, and, in some states, the student has the option to reorder the list of selected schools. In this scenario, the student wants to remove a previously selected school and add new ones. The student selects "Remove" for the listed school(s).

FAFSA[®] FORM 2026-27 Student Charles Martinez Save FAFSA Menu

Personal Circumstances Demographics Financials **Colleges** Signature

Selected Colleges and Career Schools

These are the colleges and career schools that you've selected to receive the FAFSA[®] form.

Review this list of schools and confirm your selection(s).

3 out of 20 schools selected

Showing 1 to 3 of 3

Ventura Adult and Continuing Education Ventura, California (CA)	Federal School Code 030847	Remove	View Information
Tri-community Adult Education Covina, California (CA)	Federal School Code 036503	Remove	View Information
West Coast Barber College Oceanside, California (CA)	Federal School Code 043076	Remove	View Information

Search and Select More Schools

Previous Continue

Add Schools: College Search

After removing the school(s), the student selects "Search and Select More Schools" on the previous page and is taken to the "Colleges" search page. The student is asked to search for the college(s), career school(s), and/or trade school(s) they would like to receive the student's FAFSA® information. The student searches for a school by entering a state and a city and/or school name.

The screenshot shows the FAFSA 2026-27 interface for Student Charles Martinez. At the top, a progress bar indicates the current step is 'Colleges' (step 4), with previous steps 'Personal Circumstances', 'Demographics', and 'Financials' completed, and 'Signature' remaining. The main heading is 'Where should we send the FAFSA® information?' followed by the instruction 'Search and select colleges and career schools.' Below this, a note states: 'If you can't find your school when searching by school name or state, try searching by School Code.' A further instruction reads: 'You must add at least one college or career school to the FAFSA® form. You can add up to 20 schools. Make sure to list all the schools you're considering, even if you're not certain you'll apply to all of them. You can add or delete schools on your FAFSA form later. [Find tips for searching for colleges or career schools.](#)' A status bar shows '0 out of 20 schools selected' with a 'View Selected Schools' link. The search section has two tabs: 'Search by State' (active) and 'Enter School Code'. Under 'Search by State', there are input fields for 'State' (containing 'Texas (TX)'), 'City' (optional, containing 'Dallas'), and 'School Name' (optional). A blue 'Search' button is below these fields. At the bottom of the form, there are 'Previous' and 'Continue' buttons.

Add Schools: College Search (Continued)

After entering a school's state and city and/or school name and selecting "Search," the student selects the correct school(s) from the search results. Students can send their FAFSA® information to a maximum of 20 schools.

Search Results 1 to 10 of 27

SORT BY: MOST RELEVANT A-Z

Arizona College - Dallas Dallas, Texas (TX)	Federal School Code E40618	✓ Selected
Bakke Graduate University Dallas, Texas (TX)	Federal School Code G31108	✓ Selected
Careers Institute of America Dallas, Texas (TX)	Federal School Code 042803	✓ Selected
Criswell College Dallas, Texas (TX)	Federal School Code 041218	+ Select
Dallas Baptist University Dallas, Texas (TX)	Federal School Code 003560	+ Select
Dallas Barber & Stylist College Dallas, Texas (TX)	Federal School Code 036824	+ Select
Dallas Christian College Dallas, Texas (TX)	Federal School Code 006941	+ Select
Dallas College - El Centro Dallas, Texas (TX)	Federal School Code 004453	+ Select
Dallas Institute of Funeral Service Dallas, Texas (TX)	Federal School Code 010761	+ Select
Dallas Theological Sem Dallas, Texas (TX)	Federal School Code G03562	+ Select

Search and Select More Schools

✓ 3 out of 20 schools have been selected

Add Schools: Review Selected Schools

The student can view which new college(s), career school(s), and/or trade school(s) they've selected. When the student selects "Continue," the updates to the "Selected Colleges and Career Schools" section will be complete, and the student can proceed to the review changes page.

The screenshot shows the FAFSA 2026-27 interface for Student Charles Martinez. The progress bar at the top indicates the following steps: Personal Circumstances (1), Demographics (2), Financials (3), Colleges (4, currently active), and Signature (5). The main heading is "Selected Colleges and Career Schools". Below this, a message states: "These are the colleges and career schools that you've selected to receive the FAFSA® form. Review this list of schools and confirm your selection(s)." A green box contains "School List Guidelines for Tennessee Residents" with the text: "To be eligible for state grant aid in Tennessee, you must list an eligible in-state college. The order of schools in your college list will not impact your eligibility for state aid programs." A summary bar shows "3 out of 20 schools selected". Below this, a list of schools is shown, with "Showing 1 to 3 of 3". The schools listed are:

School Name	Federal School Code	Actions
Arizona College - Dallas Dallas, Texas (TX)	E40618	Remove View Information
Bakke Graduate University Dallas, Texas (TX)	G31108	Remove View Information
Careers Institute of America Dallas, Texas (TX)	042803	Remove View Information

At the bottom, there is a search bar labeled "Search and Select More Schools" and two buttons: "Previous" and "Continue".

Add Schools: Review Changes Page

The review page displays the school(s) that the student has added and/or removed. If the student needs to make additional updates to the rest of the FAFSA® form, they can select "Make More Changes." In this scenario, the student is ready to submit the correction and selects "Continue."

FAFSA® FORM 2026-27 Student Charles Martinez Save FAFSA Menu

You're Almost Done!

Select "Continue" to sign and complete the correction.

Student Section Collapse All

Section 4 Colleges

School Name	Your Changes
Arizona College - Dallas	✓ Added to form
Bakke Graduate University	✓ Added to form
Careers Institute of America	✓ Added to form
Ventura Adult and Continuing Education	✗ Removed From Form
Tri-Community Adult Education	✗ Removed From Form
West Coast Barber College	✗ Removed From Form

Make More Changes Continue

Add Schools: Sign and Submit Changes to the FAFSA® Form

On this page, the student reviews the terms and conditions of the FAFSA® form and what they'll agree to by digitally signing the form.

FAFSA® FORM 2026-27 Student Charles Martinez Save FAFSA Menu

Personal Circumstances Demographics Financials Colleges **Signature**

Sign and Submit the FAFSA® Form

Summary

This page confirms that you understand the terms and conditions of the FAFSA® form and filled out the form accurately to the best of your ability.

The FAFSA form is a legal document you will electronically sign with your account username and password (FSA ID). Because your FSA ID is associated with your personal information, do not share it with anyone.

By signing this application electronically using your FSA ID, YOU, THE STUDENT, certify that you

- will use federal and/or state student aid only to pay the cost of attending an institution of higher education,
- are not in default on a federal student loan or have made satisfactory arrangements to repay it,
- do not owe money back on a federal student grant or have made satisfactory arrangements to repay it,
- will notify your school if you default on a federal student loan, and
- will not receive a Federal Pell Grant from more than one school for the same period of time.

By signing this application electronically using your account username and password, you certify that all of the information you provided is true and complete to the best of your knowledge and you agree, if asked, to provide

- information that will verify the accuracy of your completed form, and
- U.S. or foreign income tax forms that you filed or are required to file.

Add Schools: Sign and Submit Changes to the FAFSA® Form (Continued)

This is a continuation of the student signature page. After agreeing to the terms and conditions of the FAFSA® form and digitally signing, the student can resubmit their section of the FAFSA form.

By signing this application electronically using your account username and password, you certify that all of the information you provided is true and complete to the best of your knowledge and you agree, if asked, to provide

- information that will verify the accuracy of your completed form, and
- U.S. or foreign income tax forms that you filed or are required to file.

You also certify that you understand that the secretary of education has the authority to verify information reported on your application.

If you sign this application or any document related to the federal student aid programs electronically using a username and password, and/or any other credential, you certify that you are the person identified by the username and password, and/or any other credential and have not disclosed that username and password, and/or any other credential to anyone else. If you purposefully give false or misleading information, including applying as an independent student without meeting the unusual circumstances required to qualify for such a status, you may be subject to criminal penalties under 20 U.S.C. 1097, which may include a fine up to \$20,000, imprisonment, or both.

Additionally, by signing this application electronically using your FSA ID, you authorize the U.S. Department of Education to disclose all information provided on this application, as required under Section 483(a)(2)(D)(i) of the *Higher Education Act of 1965*, as amended, to the institutions you have identified herein, state higher education agencies (in your state of residence and the states in which the institutions identified herein are located), and designated scholarship organizations to assist with the application, award, and administration of federal, state, or institutional financial aid programs and designated scholarship programs. Notwithstanding this authorization, the name of an institution that you select to authorize such disclosure shall not be shared with any other institution.

Sign and Submit Your FAFSA® Form

☒ I, Charles Martinez, agree to the terms outlined above.

[Previous](#)

[Sign and Submit](#)

Add Schools: Confirmation

After the student has submitted the correction, they are presented with the confirmation page. This page displays information for the student about next steps, including tracking their FAFSA® form and correction.

FAFSA FORM 2026-27 Student Charles Martinez

[Exit](#) | [FAFSA Menu](#)

Congratulations, the FAFSA® Form Is Complete!

Charles Martinez

Completion Date	Data Release Number	Estimated Student Aid Index (SAI)
06/25/2025	8720	-1500

The estimated SAI is subject to change based on final processing of your FAFSA form. The SAI is not a measure of how much student aid you'll receive or how much you'll pay for college or career school. Schools use your SAI to determine your federal student aid eligibility.

Based on the eligibility criteria, you may be eligible for a Federal Pell Grant of up to \$7395.00. You may also be eligible for other federal, state, or institutional grants, scholarships, and/or work-study programs.

What Happens Next

- Check Your Email**
You will receive an email version of this confirmation page at the following email address: 599888526test@testcon.enu.
- Receive Notification of Processing**
In one to three days, you will receive a notification by email that your FAFSA form was processed and sent to your schools.
- You Will Receive School Communications**
We use the information collected on your FAFSA form to calculate your Student Aid Index (SAI). The SAI lets schools determine the aid you're eligible to receive. Your schools will reach out to you if they need more information. They will also contact you with your financial aid offers. Once received, you can contact their financial aid offices directly to ask questions about their student aid packages.

Track and Manage Your FAFSA® Form
You can check the status of your application in the "My Activity" section of your account Dashboard. We will let you know if we need anything more from you.

[View Status](#)

Student Submits a Required FAFSA® Correction to Homeless Determination

Homeless Determination Correction: Log-in

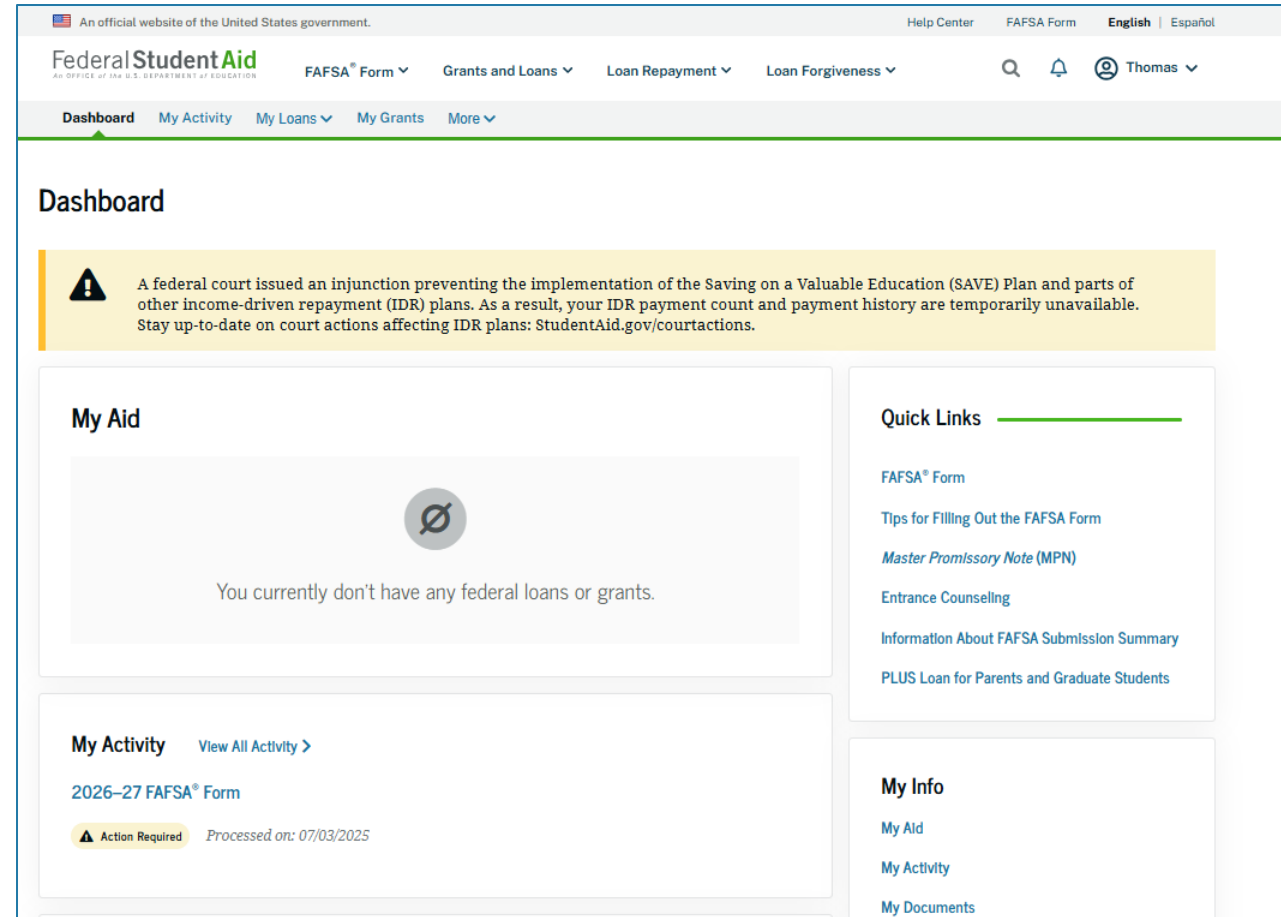
To access an existing FAFSA® form, the student is required to log in using a StudentAid.gov account username and password.

The screenshot shows the Federal Student Aid website's login interface. At the top, the header includes the Federal Student Aid logo, navigation links for FAFSA Form, Grants and Loans, Loan Repayment, and Loan Forgiveness, a search icon, and links for Log In and Create Account. The main content area features a 'Log In' heading. Below it is a text input field labeled 'Email, Phone, or Username' containing the email 'test592345940@testcod.edu'. A link for 'Forgot email, phone, or username?' is positioned below the input field. A blue 'Continue' button is at the bottom of the login box. Below the login box, a link for 'Create an Account' is visible.

This screenshot shows the second step of the login process on the Federal Student Aid website. The header and navigation links are identical to the previous screenshot. The 'Log In' heading is present. Below it, the email 'test592345940@testcod.edu' is displayed with a back arrow icon to its left. Below the email is a text input field labeled 'Password' containing masked characters (dots). A 'Show Password' link is to the right of the password field. A link for 'Forgot password?' is below the password field. A blue 'Log In' button is at the bottom of the login box. Below the login box, a link for 'Create an Account' is visible.

Homeless Determination Correction: Dashboard

On the account Dashboard, the student can see their most recent 2026–27 FAFSA® activity under the "My Activity" section. In this scenario, the student has a 2026–27 FAFSA form that requires additional action before it can be processed. To see further information about this application, the student selects the application and is taken to the "Details" page.



Homeless Determination Correction: Details

On the "Details" page, the student sees information about their FAFSA® form, including that an error was found in their form and that the student must contact their school's financial aid office to provide documentation of their circumstances. The student can select "Start Your Correction" to start a required correction.

My Activity > FAFSA Form

2026-27 Free Application for Federal Student Aid (FAFSA®) Form: Details

Action Required Actions

FAFSA® Information			
Student Thomas Taylor	Data Release Number (DRN) 7586	Submission Number 01	Submission Type Initial

Status Tracker

- FAFSA® Form Started
Started on Jul 3, 2025
- FAFSA® Form Submitted
Submitted on Jul 3, 2025
- FAFSA® Form Processed

Errors Found in Your Application

On the FAFSA Submission Summary, the student can see what errors need to be addressed on the FAFSA form. The student can access their FAFSA Submission Summary by

- selecting the "Actions" button and then "View FAFSA Submission Summary," or
- going to the "FAFSA Submission History" section of this page and selecting the "View Latest Submission" button.

Started on
Jul 3, 2025

Processed on
Jul 3, 2025

Your FAFSA Submission Summary is ready!

[FAFSA Submission Summary](#)

More Resources

- [Understand Financial Aid](#)
- [FAFSA Landing Page](#)
- [Information on Federal Pell Grant Program](#)
- [Information on Federal Work-Study \(FWS\) Program](#)
- [How Aid Is Calculated](#)

Your Application Isn't Complete

You indicated you have an unusual circumstance. You won't be eligible for federal student aid until you have discussed this with your college or career school's financial aid office.

Contact your college's or career school's financial aid office and provide them with documentation to verify your situation. Once they confirm you qualify as an independent student, you may qualify for federal student aid.

Student Actions Needed Thomas Taylor

Number of Errors	How long will this take?	Sections With Errors
1 error	Up to 10 min	Personal Circumstances

[Start Your Correction](#)

Homeless Determination Correction: Onboarding

When the student starts a 2026–27 FAFSA® correction, they are taken through the FAFSA correction onboarding process. A correction should only be submitted if critical information was missing, the form contains incorrect information, the student needs to update the selected school(s), and/or a financial aid administrator requested a correction.

The image shows a screenshot of the FAFSA 2026-27 onboarding screen for correcting a form. The header includes the FAFSA logo and 'FORM 2026-27'. A blue banner with white text reads 'Correct Your FAFSA® Form'. Below this, the heading 'Before You Start' is centered. A light blue box contains the text: 'We'll guide you through the corrections you need to make to your form. Be ready with your personal information and any documents you may need.' Below this box are two columns of text, each preceded by a green arrow. The left column states: 'You will need to sign and submit changes to the student section first before updating the contributor sections of your FAFSA form.' The right column states: 'Based on the corrections you make, your eligibility for federal student aid and/or the estimated aid amounts may change.' At the bottom, there are two buttons: 'Cancel' on the left and 'Continue' on the right.

FAFSA® FORM 2026-27

Correct Your FAFSA® Form

Before You Start

We'll guide you through the corrections you need to make to your form. Be ready with your personal information and any documents you may need.

- You will need to sign and submit changes to the student section first before updating the contributor sections of your FAFSA form.
- Based on the corrections you make, your eligibility for federal student aid and/or the estimated aid amounts may change.

Cancel Continue

Homeless Determination Correction: Error Summary

When a student is updating an error on the FAFSA® form, they are taken to the "Error Summary" page. The student can review the number of errors on their form, the estimated time to correct the errors, and the section(s) of the FAFSA form that contain the error(s). The student selects "Start Student Section" to begin the FAFSA correction.

The screenshot shows the FAFSA 2026-27 Error Summary page for Student Thomas Taylor. The page has a light blue background. At the top left is the FAFSA logo with 'FORM 2026-27' and the student's name. At the top right are 'Save' and 'FAFSA Menu' buttons. The main heading is 'Error Summary'. Below it is a light blue box with text: 'The areas of your form that need attention are listed below. Select "Start Student Section" to begin.' To the right is an illustration of a person at a laptop with a clock. Below the text is a section titled 'Student Actions Needed' with a red exclamation mark icon. It contains a table with three columns: 'Number of Errors', 'How Long Will This Take?', and 'Sections With Errors'. The table has one row: '1 error', 'Up to 5 - 10 mins', and 'Personal Circumstances'. At the bottom are 'Previous' and 'Start Student Section' buttons.

Number of Errors	How Long Will This Take?	Sections With Errors
1 error	Up to 5 - 10 mins	Personal Circumstances

Homeless Determination Correction: Student Identity Information

The "Student Identity Information" page is the first page within the FAFSA® form that requires information from the student. The student does not change the information shown because it is correct; the student selects "Continue."

The screenshot shows the FAFSA® FORM 2026-27 interface for Student Thomas Taylor. The page title is "Student Identity Information" with a subinstruction: "Review the information below and make changes if anything is incorrect." The form fields are as follows:

- Name: Thomas U Taylor
- Date of Birth: 12/20/2005
- Social Security Number: ***-**-8947
- Email Address: 599888947test@testcou.edu
- Mobile Phone Number: (555) 557-6908
- Permanent Mailing Address (Include apartment number): 123 test
- City: test
- State: KY
- Zip Code: 12345
- Country: United States (US)

At the bottom right, there is a blue "Continue" button. A link for "Account Settings" is also visible.

Homeless Determination Correction: State of Residence

The student is asked about their state of residence. The student does not change the state selected from the drop-down box or the month and year when they became a resident.

The screenshot shows the FAFSA 2026-27 interface for Student Thomas Taylor. The section is titled "Student State of Residence". Under the heading "State", there is a text prompt: "Usually, this is the state where the student lives while not attending school." Below this is a drop-down menu currently set to "Kentucky (KY)". Under the heading "Date the Student Became a Resident of Kentucky (KY)", there is a text prompt: "If the student was born in Kentucky (KY) and has not moved out of state since, enter their date of birth. Otherwise, enter the date the student moved to Kentucky (KY)." Below this are two input fields: "Month" with the value "01" and "Year" with the value "2006". At the bottom of the form, there are three buttons: "Previous", "Skip to end of form", and "Continue".

FAFSA[®] FORM 2026-27 Student Thomas Taylor Save FAFSA Menu

Student State of Residence

State

Usually, this is the state where the student lives while not attending school.

Kentucky (KY)

Date the Student Became a Resident of Kentucky (KY)

If the student was born in Kentucky (KY) and has not moved out of state since, enter their date of birth. Otherwise, enter the date the student moved to Kentucky (KY).

Month Year

01 2006

Previous Skip to end of form Continue

Homeless Determination Correction: Marital Status

The "Student Marital Status" page is the first question within the "Your Personal Circumstances" section. The student is asked about their current marital status. The student does not change their response of "Single (never married)."

The screenshot shows the FAFSA 2026-27 interface for Student Thomas Taylor. At the top, the FAFSA logo and form year are displayed. A progress bar indicates the following steps: Personal Circumstances (1), Demographics, Financials, Colleges, and Signature. The current step is "Student Marital Status on the Date the FAFSA® Form Was First Submitted". The form contains six radio button options: "Single (never married)" (selected), "Married (not separated)", "Remarried", "Separated", "Divorced", and "Widowed". At the bottom, there are three buttons: "Previous", "Skip to end of form", and "Continue".

Homeless Determination Correction: College or Career School Plans

The student is asked about their college grade level for the 2026–27 school year and if they will have their first bachelor's degree. The student does not change their responses of "First year (freshman)" and "No."

FAFSA[®] FORM 2026–27 Student Thomas Taylor Save FAFSA Menu

1 Personal Circumstances 2 Demographics 3 Financials 4 Colleges 5 Signature

Student College or Career School Plans

When the student begins the 2026–27 school year, what will their college grade level be? ⓘ

☒ First year (freshman)

☐ Second year (sophomore)

☐ Other undergraduate (junior and beyond)

☐ Master's, doctorate, or graduate certificate program (such as M.A., MBA, M.D., J.D., Ph.D., Ed.D., etc.)

When the student begins the 2026–27 school year, will they already have their first bachelor's degree? ⓘ

☐ Yes ☒ No

Previous Skip to end of form Continue

Homeless Determination Correction: Personal Circumstances

The student is asked if any of the listed personal circumstances apply to them.

The student does not change their response of "None of these apply."

FAFSA[®] FORM 2026-27 Student Thomas Taylor Save FAFSA Menu

1 Personal Circumstances 2 Demographics 3 Financials 4 Colleges 5 Signature

Student Personal Circumstances

Select all that apply or "None of these apply."

- ☐ The student is currently serving on active duty in the U.S. armed forces for purposes other than training. ⓘ
- ☐ The student is a veteran of the U.S. armed forces. ⓘ
- ☐ The student has children or other people (excluding their spouse) who live with them and receive more than half of their support from the student now and between July 1, 2026, and June 30, 2027. ⓘ
- ☐ At any time since the student turned 13, they were an orphan (no living biological or adoptive parent). ⓘ
- ☐ At any time since the student turned 13, they were a ward of the court. ⓘ
- ☐ At any time since the student turned 13, they were in foster care. ⓘ
- ☐ The student is or was a legally emancipated minor, as determined by a court in their state of residence. ⓘ
- ☐ The student is or was in a legal guardianship with someone other than their parent or stepparent, as determined by a court in their state of residence. ⓘ
- ☒ None of these apply.

Previous Skip to end of form Continue

Homeless Determination Correction: Other Circumstances

The student is asked if they were homeless or at risk of being homeless. The student does not change the response of "Yes." After selecting this response, the student is asked who made the homelessness determination. The student updates their answer from "None of these apply" to "Financial aid administrator."

The screenshot shows the FAFSA 2026-27 interface for Student Thomas Taylor. The progress bar at the top indicates the following steps: Personal Circumstances (1), Demographics, Financials, Colleges, and Signature. The current section is "Student Homelessness".

Student Homelessness

At any time on or after July 1, 2025, was the student unaccompanied and either (1) homeless or (2) self-supporting and at risk of being homeless? ⓘ

☒ Yes ☐ No

Did any of the following determine the student was homeless or at risk of becoming homeless?
Select all that apply or "None of these apply."

- ☐ Director or designee of an emergency or transitional shelter, street outreach program, homeless youth drop-in center, or other program serving those experiencing homelessness
- ☐ The student's high school or school district homeless liaison or designee
- ☐ Director or designee of a project supported by a federal TRIO or GEAR UP program grant
- ☒ Financial aid administrator
- ☐ None of these apply.

Navigation buttons at the bottom: Previous, Skip to end of form, Continue.


Homeless Determination Correction: Dependency Status

Based on the updated answer provided by the student, the student is considered an independent student. The student selects "Continue" and enters the "Student Demographics" section.

FAFSA[®] FORM 2026-27 Student Emma Mitchell [Save](#) [FAFSA Menu](#)

1 Personal Circumstances 2 **Demographics** 3 Financials 4 **Colleges** 5 Signature

Your Dependency Status

 **Independent Student**

Based on your answers, you're an independent student. This means you don't need to answer financial questions about your parents to complete your FAFSA[®] form.

[Previous](#) [Continue](#)

Homeless Determination Correction: Demographic Information

The "Student Demographic Information" page is the first question within the "Student Demographics" section. The student is asked to identify their sex. The student does not change their response of "Male." Since the student has finished the correction, they select "Skip to end of form" to proceed with submitting the correction.

The screenshot shows the FAFSA 2026-27 interface for Student Thomas Taylor. At the top, a progress bar indicates the following steps: Personal Circumstances (completed), Demographics (current step, marked with a '2'), Financials (completed), Colleges (completed), and Signature (marked with a '5'). The main heading is "Student Demographic Information". Below this, a green box contains the text: "Questions Used for Research Purposes Only and Do Not Affect Federal Student Aid Eligibility. Your answers will not: affect the student's eligibility for federal student aid, be used in any aid calculations, or be shared with the schools to which the student applies." The question "What is the student's sex?" is displayed with two radio button options: "Male" (which is selected) and "Female". At the bottom of the form, there are three buttons: "Previous", "Skip to end of form", and "Continue".

Homeless Determination Correction: Review Changes Page

The review changes page displays the responses that the student has updated in the FAFSA® form. The student can view all their updated and previous answers by selecting "Expand All" or by expanding each section individually. To edit a response, the student can select the "Edit" button beside each question to be taken to the corresponding page. If the student needs to make additional updates, they can select "Make More Changes." The student is ready to submit the correction and selects "Continue."

FAFSA® FORM 2026-27 Student Thomas Taylor Save FAFSA Menu

You're Almost Done!

Select "Continue" to sign and complete the correction.

Student Sections Updated Collapse All ^

Section 1 Personal Circumstances

Student Homelessness	Updated Answer	Previous Answer	Actions
None of The Above	✓ No	Yes	Edit
Determined Homeless by Financial Aid Administrator	✓ Yes	No	Edit

Make More Changes Continue

Homeless Determination Correction: Signature

After confirming the changes, the student reviews, digitally signs, and submits the terms and conditions of the FAFSA® form.

FAFSA FORM 2026-27 Student Thomas Taylor Save FAFSA Menu

Personal Circumstances Demographics Financials Colleges **Signature**

Sign and Submit the FAFSA® Form

Summary

This page confirms that you understand the terms and conditions of the FAFSA® form and filled out the form accurately to the best of your ability.

The FAFSA form is a legal document you will electronically sign with your StudentAid.gov account username and password (FSA ID). Because your FSA ID is associated with your personal information, do not share it with anyone.

By signing this application electronically using your FSA ID, YOU, THE STUDENT, certify that you

- will use federal and/or state student aid only to pay the cost of attending an institution of higher education.
- are not in default on a federal student loan or have made satisfactory arrangements to repay it.
- do not owe money back on a federal student grant or have made satisfactory arrangements to repay it.
- will notify your school if you default on a federal student loan, and
- will not receive a Federal Pell Grant from more than one school for the same period of time.

By signing this application electronically using your StudentAid.gov account username and password, you certify that all of the information you provided is true and complete to the best of your knowledge and you agree, if asked, to provide

- information that will verify the accuracy of your completed form, and
- U.S. or foreign income tax forms that you filed or are required to file.

You also certify that you understand that the secretary of education has the authority to verify information reported on your application.

You also certify that you understand that the secretary of education has the authority to verify information reported on your application.

If you sign this application or any document related to the federal student aid programs electronically using a username and password and/or any other credential, you certify that you are the person identified by the username and password, and/or any other credential and have not disclosed that username and password, and/or any other credential to anyone else. If you purposefully give false or misleading information, including applying as an independent student without meeting the unusual circumstances required to qualify for such a status, you may be subject to criminal penalties under 20 U.S.C. 1097, which may include a fine up to \$20,000, imprisonment, or both.

Additionally, by signing this application electronically using your FSA ID, you authorize the U.S. Department of Education to disclose all information provided on this application, as required under Section 483(a)(2)(D)(i) of the *Higher Education Act of 1965*, as amended, to the institutions you have identified herein, state higher education agencies (in your state of residence and the states in which the institutions identified herein are located), and designated scholarship organizations to assist with the application, award, and administration of federal, state, or institutional financial aid programs and designated scholarship programs. Notwithstanding this authorization, the name of an institution that you select to authorize such disclosure shall not be shared with any other institution.

Sign and Submit Your FAFSA® Form

☒ I, Thomas Taylor, agree to the terms outlined above.

Previous Sign and Submit

Homeless Determination Correction: Confirmation

After the student has submitted the correction, they are presented with the confirmation page. This page displays information for the student about next steps, including tracking their FAFSA® form and correction.

The screenshot shows the FAFSA 2026-27 Confirmation page for Thomas Taylor. The page has a light blue header with the FAFSA logo, the text 'FORM 2026-27', the student's name 'Student Thomas Taylor', and links for 'Exit' and 'FAFSA Menu'. The main content area features a congratulatory banner 'Congratulations, the FAFSA® Form Is Complete!' flanked by hot air balloon illustrations. Below this, the student's name 'Thomas Taylor' is displayed with a graduation cap icon. A table provides key information: Completion Date (07/03/2025), Data Release Number (7586), and Estimated Student Aid Index (SAI) (-1500). A note explains that the SAI is subject to change based on final processing. A white box highlights eligibility for a Federal Pell Grant of up to \$7395.00 and other aid. The 'What Happens Next' section lists three steps: Check Your Email, Receive Notification of Processing, and You Will Receive School Communications. The footer contains a 'Track and Manage Your FAFSA® Form' section with a 'View Status' button.

FAFSA® FORM 2026-27 Student Thomas Taylor Exit FAFSA Menu

Congratulations, the FAFSA® Form Is Complete!

Thomas Taylor

Completion Date	Data Release Number	Estimated Student Aid Index (SAI)
07/03/2025	7586	-1500

The estimated SAI is subject to change based on final processing of your FAFSA form. The SAI is not a measure of how much student aid you'll receive or how much you'll pay for college or career school. Schools use your SAI to determine your federal student aid eligibility.

Based on the eligibility criteria, you may be eligible for a Federal Pell Grant of up to \$7395.00. You may also be eligible for other federal, state, or institutional grants, scholarships, and/or work study programs.

What Happens Next

- Check Your Email**
You will receive an email version of this confirmation page at the following email address: 599888947test@testcou.edu.
- Receive Notification of Processing**
In one to three days, you will receive a notification by email that your FAFSA form was processed and sent to your schools.
- You Will Receive School Communications**
We use the information collected on your FAFSA form to calculate your Student Aid Index (SAI). The SAI lets schools determine the aid you're eligible to receive. Your schools will reach out to you if they need more information. They will also contact you with your financial aid offers. Once received, you can contact their financial aid offices directly to ask questions about their student aid packages.

Track and Manage Your FAFSA® Form
You can check the status of your application in the "My Activity" section of your account Dashboard. We will let you know if we need anything more from you.

[View Status](#)

Student Manages FAFSA® Contributors

Manage FAFSA® Contributors: Log-in

To access an existing FAFSA® form, the student is required to have a StudentAid.gov account username and password.


The screenshot shows the Federal Student Aid website's login interface. At the top, the navigation bar includes the Federal Student Aid logo, a search icon, and links for 'Log In' and 'Create Account'. Below the navigation bar, the main content area features a 'Log In' heading. Underneath, there is a text input field labeled 'Email, Phone, or Username' containing the text 'test592345700@testcod.edu'. To the right of the input field is a small icon with three dots. Below the input field is a link that says 'Forgot email, phone, or username?'. At the bottom of the login box is a blue button labeled 'Continue'. Below the login box, centered, is a link that says 'Create an Account'.

This screenshot shows the second step of the login process on the Federal Student Aid website. The navigation bar and 'Log In' heading are consistent with the previous screenshot. Below the heading, there is a back arrow icon followed by the text 'test592345700@testcod.edu'. Underneath this is a text input field labeled 'Password' containing several asterisks. To the right of the input field is a small icon with three dots and a link that says 'Show Password'. Below the input field is a link that says 'Forgot password?'. At the bottom of the login box is a blue button labeled 'Log In'. Below the login box, centered, is a link that says 'Create an Account'.

Manage FAFSA® Contributors: Dashboard


On the account Dashboard, the student can see their most recent 2026–27 FAFSA® activity under the "My Activity" section. In this scenario, the student has a processed 2026–27 FAFSA form. To see further information about this application, the student selects the application and is taken to the "Details" page.

Dashboard



A federal court issued an injunction preventing the implementation of the Saving on a Valuable Education (SAVE) Plan and parts of other income-driven repayment (IDR) plans. As a result, your IDR payment count and payment history are temporarily unavailable. Stay up-to-date on court actions affecting IDR plans: [StudentAid.gov/courtactions](https://studentaid.gov/courtactions).

My Aid




You currently don't have any federal loans or grants.

My Activity

[View All Activity >](#)

[2026–27 FAFSA® Form](#)

 **Processed** Processed on: 06/12/2025

Checklists

Quick Links

- [FAFSA® Form](#)
- [Tips for Filling Out the FAFSA Form](#)
- [Master Promissory Note \(MPN\)](#)
- [Entrance Counseling](#)
- [Information About FAFSA Submission Summary](#)
- [PLUS Loan for Parents and Graduate Students](#)

My Info

- [My Aid](#)
- [My Activity](#)
- [My Documents](#)
- [Settings](#)

Manage FAFSA® Contributors: Details

On the "Details" page, the student sees information about their processed FAFSA® form, such as when it was started and processed, their FAFSA Submission Summary, and additional resources. If a required contributor was invited to the student's form, the student can select "Edit Contributor Information" within the "Actions" menu. This option allows the student to resend the invitation if they provided the wrong information for a contributor.

My Activity > FAFSA Form

2026-27 Free Application for Federal Student Aid (FAFSA®) Form: Details

Processed

FAFSA® Information

Student Kimberly Rivera	Data Release Number (DRN) 4899	Submission Number 03
----------------------------	-----------------------------------	-------------------------

Actions

- Add or Remove Schools
- Edit Contributor Information
- Make Corrections
- View FAFSA Submission Summary

Status Tracker

- FAFSA® Correction Started
Started on Jun 12, 2025
- FAFSA® Correction Submitted
Submitted on Jun 12, 2025
- FAFSA® Correction Processed
Processed on Jun 12, 2025

Congratulations! Your FAFSA® form has been processed successfully! Select the FAFSA Submission Summary button to view your federal aid eligibility. We also recommend that you download a copy for your records.

Your FAFSA Submission Summary is ready!

Your FAFSA Submission Summary gives you information about your eligibility for federal student aid and lists your answers to the questions.

[FAFSA Submission Summary](#)

Started on
Jun 12, 2025

Processed on
Jun 12, 2025


More Resources

- [Understand Financial Aid](#)
- [FAFSA Landing Page](#)
- [Information on Federal Pell Grant Program](#)
- [Information on Federal Work-Study \(FWS\) Program](#)
- [How Aid Is Calculated](#)

Manage FAFSA® Contributors: Details (Continued)


Farther down the "Details" page, the student sees their invited contributor(s), selected school(s), and FAFSA® submission history. In this scenario, the student selects "Edit Contributor Information" within the "Actions" menu to resend an invitation to their parent.

Your Contributor(s)

Contributor(s)	Role	Invite Code	Status
 George Gutierrez	Parent	Code Used	Section Complete

Selected Colleges

These are the colleges and career schools you have identified to receive your FAFSA form.

 1 of 20 Schools Selected




School Name	Address
Advanced Barber College & Hair Desi	Weslaco, TX

1 to 1 of 1

FAFSA® Submission History

View Latest Submission

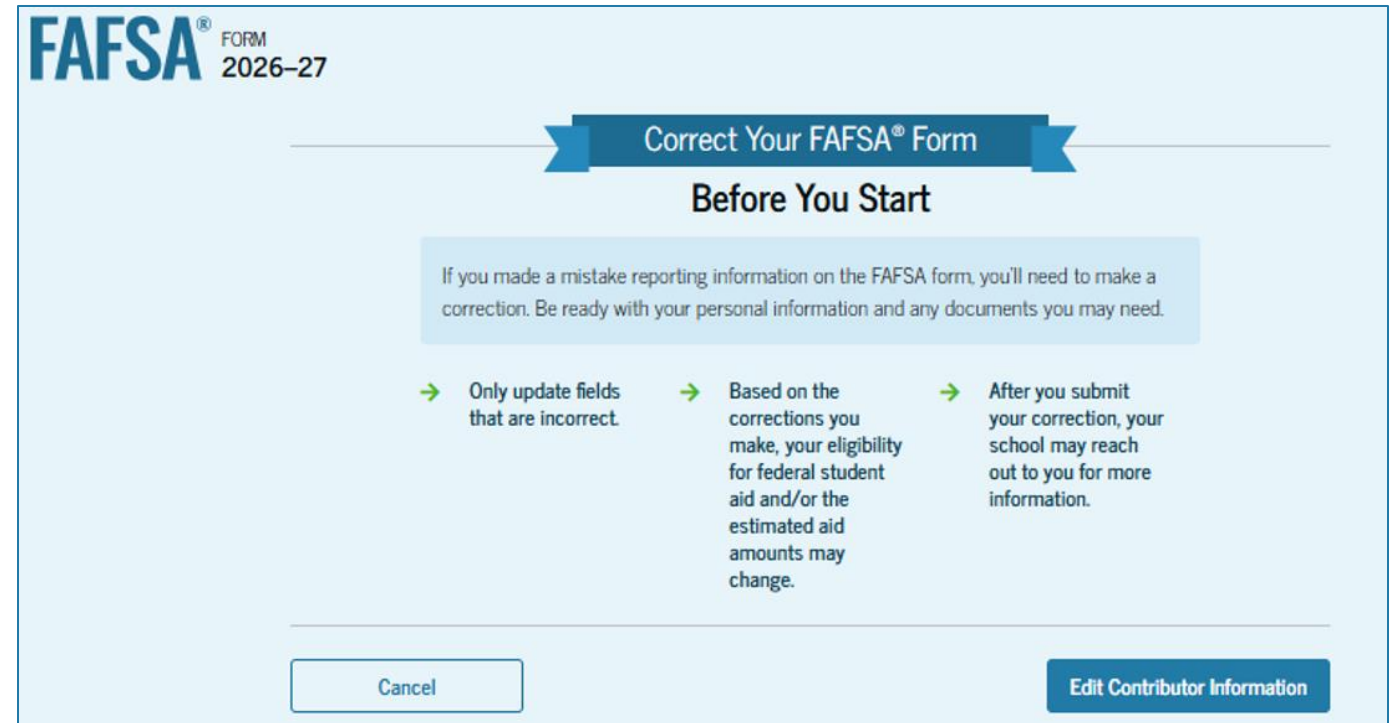
Information about your most recent 2026–27 FAFSA form submission, including any corrections you've made, is displayed first.

Date Submitted	Submitted By	Submission Type	Submission Number	Actions
Jun 12, 2025	Kimberly Rivera	Correction	03	
Jun 12, 2025	George Gutierrez	Correction	02	
Jun 12, 2025	Kimberly Rivera	Initial	01	

1 to 3 of 3

Manage FAFSA® Contributors: Onboarding

When the student starts a 2026–27 FAFSA® correction, they are taken through the FAFSA correction onboarding process. A correction should only be submitted if critical information was missing, the form contains incorrect information, the student needs to update the selected school(s), and/or a financial aid administrator requested a correction.



The image shows a screenshot of the FAFSA FORM 2026–27 correction onboarding screen. The header includes the FAFSA logo and the text 'FORM 2026–27'. The main heading is 'Correct Your FAFSA® Form Before You Start'. Below this, a light blue box contains the text: 'If you made a mistake reporting information on the FAFSA form, you'll need to make a correction. Be ready with your personal information and any documents you may need.' Below this box, there are three green arrows pointing right, each followed by a step in the process: 1. 'Only update fields that are incorrect.' 2. 'Based on the corrections you make, your eligibility for federal student aid and/or the estimated aid amounts may change.' 3. 'After you submit your correction, your school may reach out to you for more information.' At the bottom, there are two buttons: 'Cancel' on the left and 'Edit Contributor Information' on the right.

Manage FAFSA® Contributors: Remove Contributor

This page displays the invitation that was sent on the processed form. When the student selects "Remove Contributor" on their parent's invitation, a message displays informing the student that by choosing to remove their parent as a contributor, the parent sections on the FAFSA® form will be reset and a new invitation will be sent. The student confirms by selecting "Remove Contributor."

FAFSA® FORM 2026-27 Student Kimberly Rivera

← Return to Previous Page

Manage the Contributor

This is the individual you want to provide information on the FAFSA® form.
Removing your contributor will remove their information from the FAFSA form.

Parent

George Gutierrez

Invite Accepted

Remove Contributor

FAFSA® FORM 2026-27 Student Kimberly Rivera

← Return to Previous Page

Manage the Contributor

This is the individual you want to provide information on the FAFSA® form.
Removing your contributor will remove their information from the FAFSA form.

Remove George Gutierrez as a Contributor?

Removing a contributor will reset the contributor sections of the FAFSA form. This will require your contributor(s) to reenter their information.

Go Back Remove Contributor

Manage FAFSA® Contributors: Update Contributor Details

The student can provide an updated email address for their parent and send a new invitation. As a result, any information provided in the parent sections will be reset. The parent will have to accept the new invitation, provide consent and approval (if not previously provided), and provide their signature for the student's FAFSA® form to be processed successfully.

FAFSA® FORM 2026-27 Student Kimberly Rivera

[← Return to Previous Page](#)

Manage the Contributor

This is the individual you want to provide information on the FAFSA® form.
Removing your contributor will remove their information from the FAFSA form.

Parent

Invite a Parent Contributor

Email

George.Rivera@test.com

[Send Invite](#)

Manage FAFSA® Contributors: Update Contributor Details (Continued)

When the student selects "Send Invite," a message displays, asking the student to confirm their parent's email address. To confirm the updated information and send the new contributor invite, the student selects "Send Invite."

The screenshot shows the FAFSA 2026-27 interface for a student named Kimberly Rivera. The page title is "Manage the Contributor". Below the title, there is a green bar with the text "This is the individual you want to provide information on the FAFSA® form." and a note: "Removing your contributor will remove their information from the FAFSA form." A modal dialog box is displayed in the center, asking "Send Invite to George.Rivera@test.com?" and stating "We'll send an invitation link and an access code to this email address." At the bottom of the dialog are two buttons: "Go Back" and "Send Invite".

Manage FAFSA® Contributors: Invite Sent

This page informs the student that the invite to their parent has been sent. The parent will receive an email inviting them to enter the FAFSA® form to complete their required sections. The student is also provided an invite link and invite code on this page that can be shared directly with the parent.

The screenshot shows the FAFSA 2026-27 interface for a student named Kimberly Rivera. The page is titled 'Manage the Contributor' and includes a link to 'Return to Previous Page'. A message states: 'This is the individual you want to provide information on the FAFSA® form. Removing your contributor will remove their information from the FAFSA form.' Below this, a contributor card for 'Parent' (George.Rivera@test.com) is shown with an 'Invite Sent' status. A section titled 'Copy and Send the Invite Link' provides the link 'www.fafsa.gov/invite/7YTCFQF' and a 'Copy Link' button. It also includes the instruction: 'You can also have them go to www.fafsa.gov/invite and enter code: 7YTCFQF' and a 'Cancel Invite' button.

Manage FAFSA® Contributors: Signature

On this page, the student acknowledges the terms and conditions of the FAFSA® form, digitally signs, and submits the correction.

FAFSA® FORM 2026-27 Student Kimberly Rivera Save FAFSA Menu

Personal Circumstances Demographics Financials Colleges Contributor Invite **Signature**

Sign and Complete Your Section ⓘ

Summary
This page confirms that you understand the terms and conditions of the FAFSA® form and filled out the form accurately to the best of your ability.

The FAFSA form is a legal document you will electronically sign with your StudentAid.gov account username and password (FSA ID). Because your FSA ID is associated with your personal information, do not share it with anyone.

By signing this application electronically using your FSA ID, YOU, THE STUDENT, certify that you

- will use federal and/or state student aid only to pay the cost of attending an institution of higher education,
- are not in default on a federal student loan or have made satisfactory arrangements to repay it,
- do not owe money back on a federal student grant or have made satisfactory arrangements to repay it,
- will notify your school if you default on a federal student loan, and
- will not receive a Federal Pell Grant from more than one school for the same period of time.

By signing this application electronically using your StudentAid.gov account username and password, you certify that all of the information you provided is true and complete to the best of your knowledge and you agree, if asked, to provide

- information that will verify the accuracy of your completed form, and
- U.S. or foreign income tax forms that you filed or are required to file.

You also certify that you understand that the secretary of education has the authority to verify information reported on your application.

If you sign this application or any document related to the federal student aid programs electronically using a username and password and/or any other credential, you certify that you are the person identified by the username and password, and/or any other credential and have not disclosed that username and password, and/or any other credential to anyone else. If you purposefully give false or misleading information, including applying as an independent student without meeting the unusual circumstances required to qualify for such a status, you may be subject to criminal penalties under 20 U.S.C. 1097, which may include a fine up to \$20,000, imprisonment, or both.

Additionally, by signing this application electronically using your FSA ID, you authorize the U.S. Department of Education to disclose all information provided on this application, as required under Section 483(a)(2)(D)(i) of the *Higher Education Act of 1965*, as amended, to the institutions you have identified herein, state higher education agencies (in your state of residence and the states in which the institutions identified herein are located), and designated scholarship organizations to assist with the application, award, and administration of federal, state, or institutional financial aid programs and designated scholarship programs. Notwithstanding this authorization, the name of an institution that you select to authorize such disclosure shall not be shared with any other institution.

You must sign your FAFSA® form now and then your contributor can submit your form when complete.

☒ I, Kimberly Rivera, agree to the terms outlined above.

Previous

Sign

Manage FAFSA® Contributors: Confirmation

After signing their FAFSA® form, the student has submitted the correction and is presented with the confirmation page. This page displays information for the student about next steps, including tracking their FAFSA form and corrections. The student is informed that the form is not complete because the parent needs to resolve one or more errors in the contributor section(s) and sign their section of the form.

The screenshot shows the FAFSA 2026-27 interface for Student Kimberly Rivera. At the top, a progress bar indicates that the 'Student Section' is complete (marked with a checkmark) and the 'Parent Section' is the next step (marked with a '2'). The main heading is 'Pending Submission' with a sub-heading 'Check With Your Contributor'. Below this, the student's name 'Kimberly Rivera' is displayed. A white box contains the message: 'Contributor Action Still Needed. You submitted the student sections, but your FAFSA® form is not complete. Your contributor needs to resolve the error(s) in the contributor section(s) and provide their signature. Once this is done, your form can be submitted for processing.' At the bottom, there is a dark blue footer with the text 'Track and Manage Your FAFSA® Form' and a description: 'Review, track, and manage your application in "My Activity." There you can follow any updates your contributors make to your form.' A button labeled 'Visit My Activity' is located in the bottom right corner.

Parent Submits a Required FAFSA® Correction for Missing Consent and Approval

Consent and Approval Correction: Log-in

To access an existing FAFSA® form, the parent is required to log in using a StudentAid.gov account username and password.

The screenshot shows the Federal Student Aid website's login interface. At the top, the navigation bar includes the Federal Student Aid logo, links for FAFSA® Form, Grants and Loans, Loan Repayment, and Loan Forgiveness, a search icon, and links for Log In and Create Account. The main content area features a 'Log In' heading. Below it is a text input field labeled 'Email, Phone, or Username' containing the email address 'test592345883@testcod.edu'. A link for 'Forgot email, phone, or username?' is positioned below the input field. A blue 'Continue' button is centered below the input field. At the bottom of the main content area, there is a link to 'Create an Account'.

This screenshot shows the second step of the login process on the Federal Student Aid website. The navigation bar remains the same. The 'Log In' heading is followed by a blue back arrow and the email address 'test592345883@testcod.edu'. Below this is a 'Password' section with a text input field containing masked characters (dots). To the right of the password field is a 'Show Password' link. A link for 'Forgot password?' is located below the password field. A blue 'Log In' button is centered below the password field. At the bottom of the main content area, there is a link to 'Create an Account'.

Consent and Approval Correction: Dashboard

On the account Dashboard, the parent can see their most recent 2026–27 FAFSA® activity under the "My Activity" section. In this scenario, the parent's child has a processed 2026–27 FAFSA form with an "Action Required" status. To see further information about this application, the parent selects the application and is taken to the "Details" page.

The screenshot shows the Federal Student Aid Dashboard for a user named Joseph. The top navigation bar includes links for FAFSA® Form, Grants and Loans, Loan Repayment, and Loan Forgiveness. The main navigation bar highlights the Dashboard, with other options like My Activity, My Loans, My Grants, and More. A yellow alert banner at the top of the dashboard content area states: "A federal court issued an injunction preventing the implementation of the Saving on a Valuable Education (SAVE) Plan and parts of other income-driven repayment (IDR) plans. As a result, your IDR payment count and payment history are temporarily unavailable. Stay up-to-date on court actions affecting IDR plans: StudentAid.gov/courtactions." Below the alert, the "My Aid" section shows a large circle with a diagonal line through it and the text "You currently don't have any federal loans or grants." The "My Activity" section, which is expanded, shows a "2026–27 FAFSA® Form" with an "Action Required" status and a "Processed on: 07/17/2025" date. A "View All Activity" link is also present. On the right side, there is a "Quick Links" section with links to FAFSA® Form, Tips for Filling Out the FAFSA Form, Master Promissory Note (MPN), Entrance Counseling, Information About FAFSA Submission Summary, and PLUS Loan for Parents and Graduate Students. At the bottom right, a "My Info" section lists links for My Aid, My Activity, and My Documents.

Consent and Approval Correction: Details

On the "Details" page, the parent sees information about their child's processed FAFSA® form, such as when it was started and processed and additional resources. In this scenario, the parent hasn't provided consent and approval on the form. Selecting "Approve" starts a required correction.

2026-27 Free Application for Federal Student Aid (FAFSA®) Form: Details

FAFSA® Information

Student Joseph Clark	Data Release Number (DRN) 9442	Submission Number 01	Submission Type Initial
-------------------------	-----------------------------------	-------------------------	----------------------------

Status Tracker

- FAFSA® Form Started
Started on Jul 17, 2025
- FAFSA® Form Submitted
Submitted on Jul 17, 2025
- FAFSA® Form Processed

Errors Found in Your Application

On the FAFSA Submission Summary, the student can see what errors need to be addressed on the FAFSA form. The student can access their FAFSA Submission Summary by

- selecting the "Actions" button and then "View FAFSA Submission Summary," or
- going to the "FAFSA Submission History" section of this page and selecting the "View Latest Submission" button.

Student Will Not Be Eligible for Federal Student Aid

We need your consent and approval to disclose your federal tax information in order to populate the FAFSA® form with the necessary tax return data. Without your consent and approval, the student won't be eligible for federal student aid. Select "Approve" to do so now.

More Resources

- [Understand Financial Aid](#)
- [FAFSA Landing Page](#)
- [Information on Federal Pell Grant Program](#)
- [Information on Federal Work-Study \(FWS\) Program](#)
- [How Aid Is Calculated](#)

Consent and Approval Correction: Onboarding

When the parent starts a 2026–27 FAFSA® correction, they are taken through the FAFSA correction onboarding process. A correction should only be submitted if critical information was missing, the form contains incorrect information, the student needs to update the selected school(s), and/or a financial aid administrator requested a correction.

The screenshot shows the FAFSA 2026-27 'Correct Your FAFSA Form' onboarding screen. At the top left is the FAFSA logo with 'FORM 2026-27' next to it. A blue banner across the top reads 'Correct Your FAFSA® Form'. Below this, the heading 'Before You Start' is centered. A light blue box contains the text: 'We'll guide you through the corrections you need to make to your form. Be ready with your personal information and any documents you may need.' Below this box are two green arrows pointing to two columns of text. The first column states: 'You will need to sign and submit changes to the student section first before updating the contributor sections of your FAFSA form.' The second column states: 'Based on the corrections you make, your eligibility for federal student aid and/or the estimated aid amounts may change.' At the bottom left is a 'Cancel' button, and at the bottom right is a blue 'Provide Consent and Approval' button.

FAFSA® FORM 2026-27

Correct Your FAFSA® Form

Before You Start

We'll guide you through the corrections you need to make to your form. Be ready with your personal information and any documents you may need.

→ You will need to sign and submit changes to the student section first before updating the contributor sections of your FAFSA form.

→ Based on the corrections you make, your eligibility for federal student aid and/or the estimated aid amounts may change.

Cancel

Provide Consent and Approval

Consent and Approval Correction: Provide Consent and Approval

This page informs the parent about consent, approval, and the use of their federal tax information. By providing consent and approval, the parent's federal tax information is transferred directly from the IRS into the FAFSA® form to help complete the "Parent Finances" section.

FAFSA® FORM 2026-27 Student Joseph Clark Save FAFSA Menu

Provide Consent and Approval or You Won't Be Eligible for Federal Student Aid ⓘ

Summary

Your consent and approval are needed to retrieve and disclose federal tax information. With your consent and approval, we can obtain tax return information automatically from the IRS to help you complete the FAFSA® form. If you don't provide consent and approval, you will not be eligible for federal student aid, including grants and loans. You must provide consent and approval even if you didn't file a U.S. federal tax return or any tax return.

→ Get your 2024 tax return information for the 2026-27 FAFSA form.

→ Federal tax information is used to determine your eligibility for federal student aid.

→ Tax return information is required to complete the FAFSA form.

By accepting below, I consent to the disclosure of information about me, and affirmatively approve of

- the receipt and use of my federal tax information, and
- the redisclosure of my federal tax information by the U.S. Department of Education (ED), as described herein.

By accepting below, I consent to and affirmatively approve of, as applicable, the following:

- ED may disclose my Social Security number/Individual Taxpayer Identification Number, last name, date of birth, unique identifier, the tax year for which federal tax information is required, and the date and timestamp of my approval for the use of my federal tax information in determining eligibility by ED for which approval is provided to the U.S. Department of the Treasury, Internal Revenue Service (IRS). I understand that in response to such a request from ED, the IRS shall then disclose my federal tax information to "authorized persons" (i.e., specifically designated officers and employees of ED and its contractors [as defined in 26 U.S.C. § 6103(l)(13)(E)]) for the purpose of determining eligibility for and the amount of federal student aid under a program authorized under subpart 1 of part A, part C, or part D of Title IV of the Higher Education Act of 1965, as amended, for myself or an applicant for federal student aid who has requested that I share my federal tax information on their Free Application for

Consent and Approval Correction: Provide Consent and Approval (Continued)

This is a continuation of the consent and approval page. Frequently asked questions about consent and approval are provided that the parent can expand and collapse. The parent selects "Approve" to provide consent and approval.

3. ED may redisclose my federal tax information received from the IRS pursuant to 26 U.S.C. § 6103(i)(13)(D)(iii) to the following entities solely for the use in the application, award, and administration of financial aid:

- o Institutions of higher education participating in the federal student aid programs authorized under subpart 1 of part A, part C, or part D of Title IV of the Higher Education Act of 1965, as amended
- o State higher education agencies
- o Scholarship organizations designated prior to Dec. 19, 2019, by the secretary of education
- o Contractors of institutions of higher education and state higher education agencies to administer aspects of the institution's or state agency's activities for the application, award, and administration of such financial aid

4. ED may redisclose my federal tax information to another FAFSA applicant's FAFSA form(s) for which I elect to participate. By accepting an invitation and affirmation to participate in another individual's FAFSA form, my federal tax information will be redisclosed to the additional application. I understand that I may decline an invitation to participate, which will prevent the transfer of my federal tax information to that FAFSA form.

By consenting and providing my affirmative approval, I further understand the following:

1. My consent and affirmative approval are required, as a condition of my eligibility or the eligibility of a FAFSA applicant who has requested that I share my federal tax information on their FAFSA form, for federal student aid under a program authorized under subpart 1 of part A, part C, or part D of Title IV of the Higher Education Act of 1965, as amended, even if I did not file a U.S. federal tax return.
2. I am providing my written consent for the redisclosure of my federal tax information by ED to include, but not limited to, institutions of higher education, state higher education agencies, designated scholarship organizations, their respective contractors and auditors, other family members participating in the FAFSA form, Office of Inspector General, under 26 U.S.C. § 6103(i)(13)(D), and with my further express written consent obtained by an institution of higher education, the redisclosure of FAFSA information pursuant to the terms and conditions of 20 U.S.C. § 1098h(c).
3. Any federal tax information received from the IRS at a later date shall supersede any manually entered financial or income information on the FAFSA form.
4. ED may request updated federal tax information from the IRS once my consent and approval are provided. If federal tax information has changed (e.g., amended tax return filed with revised information), then eligibility for and amounts of federal, state, and institutional financial aid may change.

5. If I do not consent to the redisclosure of my federal tax information to institutions of higher education, state higher education agencies, designated scholarship organizations, and their respective contractors, ED will be unable to calculate my eligibility for federal student aid or the eligibility of a FAFSA applicant who has requested that I share my federal tax information on their FAFSA form.

By accepting below, I consent electronically to the use of my StudentAid.gov account username and password (FSA ID) as my signature and certify under penalty of perjury under the laws of the United States of America, that the foregoing is true and correct. I understand that any falsification of this statement is punishable under the provisions of 18 U.S.C. § 1001 by a fine, imprisonment of not more than five years, or both, and that the knowing and willful request for or acquisition of records pertaining to an individual under false pretenses is a criminal offense under the Privacy Act of 1974, subject to a fine of not more than \$5,000 fine (5 U.S.C. § 552(a)(1)(3)). By accepting and submitting my part of the FAFSA, my execution (including date and time) of consent and approval will be logged in ED's Person Authentication Service System of Record (18-11-12).

Frequently Asked Questions

- Who should provide consent and approval?
- If I'm married and didn't file a joint tax return with my current spouse, does my spouse have to provide consent and approval for you to access their tax information?
- What happens after I provide consent and approval?
- What happens if I decline consent and approval?


Select "Approve" to consent and approve for the use of your federal tax information to determine the student's eligibility for federal student aid. If you select "Decline," the student will not be eligible for federal student aid.

Previous Decline Approve

Consent and Approval Correction: Loading Page

This page imports the parent's federal tax information by directly transferring it from the IRS into the FAFSA® form to help complete the "Parent Finances" section.

FAFSA® FORM 2026–27 Student Joseph Clark Save FAFSA Menu



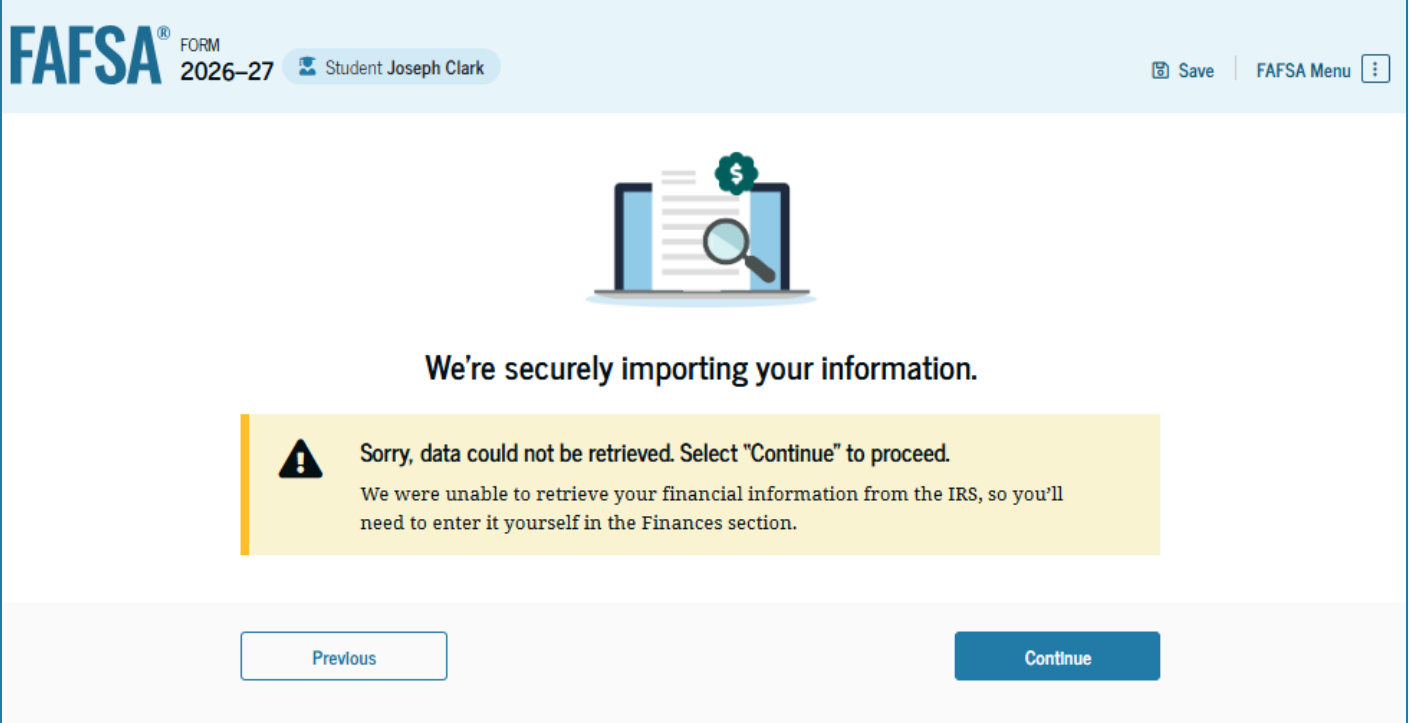
We're securely importing your information.

Do not leave this page while your information is being imported into your application.

Loading...

Consent and Approval Correction: Results Page

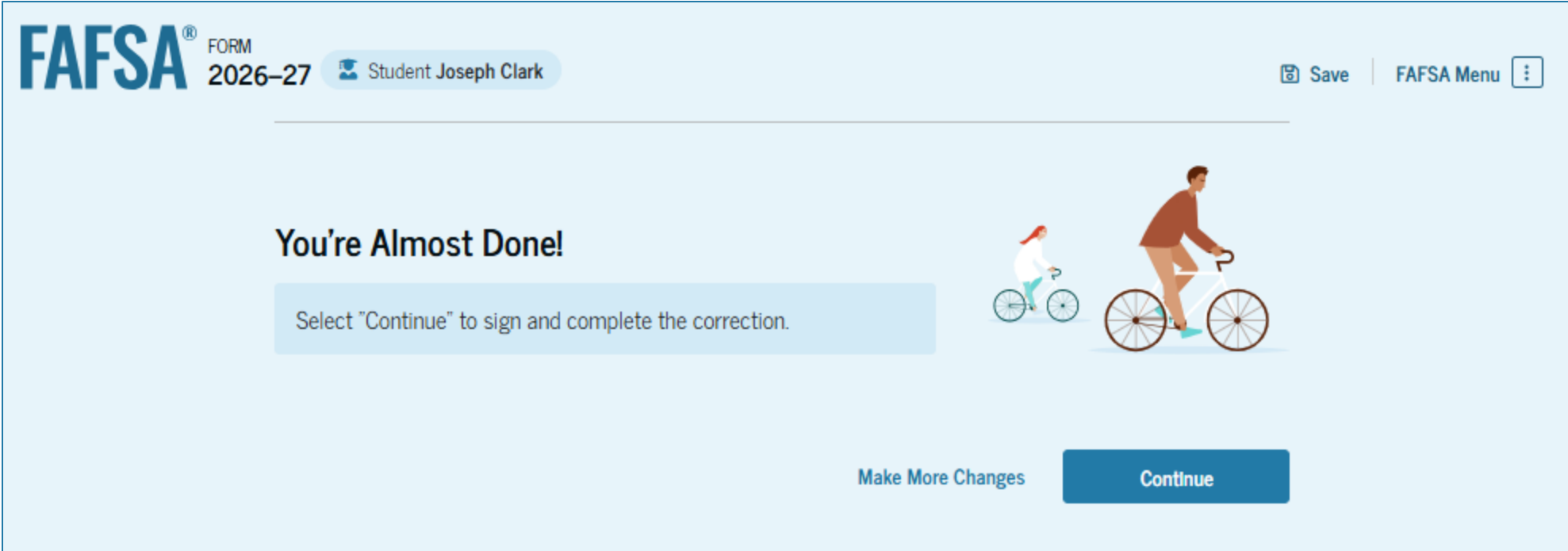
If the data import from the IRS is not successful, an error message will appear saying "Data Not Received." The parent can then continue to manually input their financial information in the "Parent Finances" section. Because the parent previously completed the "Parent Finances" section, they are taken directly to the signature page.



The screenshot shows the FAFSA 2026-27 interface for Student Joseph Clark. At the top, the FAFSA logo and form year are on the left, and 'Save' and 'FAFSA Menu' links are on the right. The main content area features an illustration of a laptop with a magnifying glass over a document and a dollar sign. Below this, a message states: 'We're securely importing your information.' A yellow error box contains a warning icon and the text: 'Sorry, data could not be retrieved. Select "Continue" to proceed. We were unable to retrieve your financial information from the IRS, so you'll need to enter it yourself in the Finances section.' At the bottom, there are two buttons: 'Previous' and 'Continue'.

Consent and Approval Correction: Review Changes Page

The parent is ready to sign and submit the correction and selects "Continue."



The screenshot shows the FAFSA 2026-27 'Review Changes' page. At the top left is the FAFSA logo and 'FORM 2026-27'. To the right of the logo is a user profile button labeled 'Student Joseph Clark'. In the top right corner are 'Save' and 'FAFSA Menu' buttons. The main heading is 'You're Almost Done!'. Below it is a light blue box with the text 'Select "Continue" to sign and complete the correction.' To the right of this box is an illustration of a man and a child riding bicycles. At the bottom are two buttons: 'Make More Changes' and a larger 'Continue' button.

FAFSA[®] FORM 2026-27 Student Joseph Clark

Save | FAFSA Menu

You're Almost Done!

Select "Continue" to sign and complete the correction.

Make More Changes **Continue**

Consent and Approval Correction: Signature

After the parent provides consent and approval, they need to acknowledge the terms and conditions of the FAFSA® form, digitally sign, and submit the correction.

FAFSA® FORM 2026-27 Student Joseph Clark Save FAFSA Menu

Personal Circumstances Demographics Financials Colleges **Signature**

Sign and Submit the FAFSA® Form ①

Summary

This page confirms that you understand the terms and conditions of the FAFSA® form and filled out the form accurately to the best of your ability.

The FAFSA form is a legal document you will electronically sign with your StudentAid.gov account username and password (FSA ID). Because your FSA ID is associated with your personal information, do not share it with anyone.

By signing this application electronically using your FSA ID, YOU, THE STUDENT, certify that you

- will use federal and/or state student aid only to pay the cost of attending an institution of higher education,
- are not in default on a federal student loan or have made satisfactory arrangements to repay it,
- do not owe money back on a federal student grant or have made satisfactory arrangements to repay it,
- will notify your school if you default on a federal student loan, and
- will not receive a Federal Pell Grant from more than one school for the same period of time.

By signing this application electronically using your StudentAid.gov account username and password, you certify that all of the information you provided is true and complete to the best of your knowledge and you agree, if asked, to provide

- information that will verify the accuracy of your completed form, and
- U.S. or foreign income tax forms that you filed or are required to file.

You also certify that you understand that the secretary of education has the authority to verify information reported on your application.

By signing this application electronically using your StudentAid.gov account username and password, you certify that all of the information you provided is true and complete to the best of your knowledge and you agree, if asked, to provide

- information that will verify the accuracy of your completed form, and
- U.S. or foreign income tax forms that you filed or are required to file.

You also certify that you understand that the secretary of education has the authority to verify information reported on your application.

If you sign this application or any document related to the federal student aid programs electronically using a username and password and/or any other credential, you certify that you are the person identified by the username and password, and/or any other credential and have not disclosed that username and password, and/or any other credential to anyone else. If you purposefully give false or misleading information, including applying as an independent student without meeting the unusual circumstances required to qualify for such a status, you may be subject to criminal penalties under 20 U.S.C. 1097, which may include a fine up to \$20,000, imprisonment, or both.

Additionally, by signing this application electronically using your FSA ID, you authorize the U.S. Department of Education to disclose all information provided on this application, as required under Section 483(a)(2)(D)(i) of the *Higher Education Act of 1965*, as amended, to the institutions you have identified herein, state higher education agencies (in your state of residence and the states in which the institutions identified herein are located), and designated scholarship organizations to assist with the application, award, and administration of federal, state, or institutional financial aid programs and designated scholarship programs. Notwithstanding this authorization, the name of an institution that you select to authorize such disclosure shall not be shared with any other institution.

Sign and Submit Your FAFSA® Form

☐ I, Joseph Clark, agree to the terms outlined above.

Previous Sign and Submit

Consent and Approval Correction: Confirmation

The parent is presented the confirmation page. This page displays information for the parent about next steps and tracking their FAFSA® form and correction.

The screenshot shows the FAFSA 2026-27 confirmation page for Student Joseph Clark. The page has a light blue header with the FAFSA logo, the text 'FORM 2026-27', and the student's name 'Student Joseph Clark'. There are links for 'Exit' and 'FAFSA Menu'. The main content area features a congratulatory banner: 'Congratulations, the FAFSA® Form Is Complete!'. Below this, the student's name 'Joseph Clark' is displayed with a graduation cap icon. A table provides key information:

Completion Date	Data Release Number	Estimated Student Aid Index (SAI)
07/18/2025	9442	-1500

Below the table, a note states: 'The estimated SAI is subject to change based on final processing of your FAFSA form. The SAI is not a measure of how much student aid you'll receive or how much you'll pay for college or career school. Schools use your SAI to determine your federal student aid eligibility.'

A white box contains the following text: 'Based on the eligibility criteria, you may be eligible for a Federal Pell Grant of up to \$7395.00. You may also be eligible for other federal, state, or institutional grants; scholarships; and/or work-study programs.'

The bottom section, titled 'What Happens Next', lists three steps:

- Check Your Email**: You will receive an email version of this confirmation page at the following email address: test592345883@testcod.edu.
- Receive Notification of Processing**: In one to three days, you will receive a notification by email that your FAFSA form was processed and sent to your schools.
- You Will Receive School Communications**: We use the information collected on your FAFSA form to calculate your Student Aid Index (SAI). The SAI lets schools determine the aid you're eligible to receive. Your schools will reach out to you if they need more information. They will also contact you with your financial aid offers. Once received, you can contact their financial aid offices directly to ask questions about their student aid packages.

Conclusion

