


WELCOME TO BEACHSIDE

BHS Administration





WHO'S WHO

...and where are they located

Who's who & where are they?

- Mr. Bergamasco, Principal – Building 4, 1st floor
- Ms. Davis, Assistant Principal – Building 1
- Mr. Swope, Assistant Principal – Portable 9
- Ms. McCabe, Assistant Principal – Building 4, 2nd floor
- Mr. Burkert, Registrar – Building 1
- Ms. Stone, Academy Specialist, Building 4, 1st floor
- Ms. Littleford, Testing Coordinator – Building 4, 2nd floor
- Ms. Higgins, Instructional Literacy Coach – Building 4, 2nd floor
- Ms. Calderone, Advanced Programs & ESOL Coordinator – Building 4, 3rd floor
- Dr. Higgins, AICE Coordinator – Building 4, 3rd floor
- Coach Harman, Athletic Director – Building 4, 1st floor
- Ms. Beebe, Athletic Secretary – Building 4, 1st floor

Who's who & where are they?

- Ms. Hurst, Dean (Last Names A-D & Truancy), Building 4, 2nd floor
- Ms. Paredes, Dean (Last Names E-K & Busses), Building 4, 2nd floor
- Ms. Lewis, Dean (Last Names L-Re & Parking), Building 4, 2nd floor
- Mr. Galella, Dean (Last Names Rf-Z & Lockers), Building 4, 2nd floor
- Ms. Ashenfelder, School Counselor (Last Names A-D), Building 1
- Ms. Shook, School Counselor (Last Names E-K), Building 1
- Ms. Patterson, School Counselor (Last Names L-Re), Building 1
- Ms. Sterling, School Counselor (Last Names Rf-Z), Building 1
- Ms. Cashwell, School Counselor (AICE Diploma Students), Building 4, 3rd floor

Support from School Counselors



New Barracuda Small Group

Date/Time	Topic	Location
August 15, Period 2	HAC, Schoology, ID's	Cafeteria
August 22, Period 4	Athletics	Gym
August 29, Period 3	Who's Who and What's What	Auditorium
September 5, Period 5	School Involvement/Clubs	Cafeteria
September 12, Period 6	Performing Arts	Auditorium
September 26, Period 1	Final Meeting (with PRIZES)	Cafeteria/Courtyard

- Open to all new students to St Johns County School District
- Students will receive a pass from the counselor to attend the meeting
- Teachers will be notified
- Students are still responsible for classwork/testing
- Not mandatory, but encouraged

Class of 2026 – Lessons & Help

- August 18-August 22
 - Have I Met the Requirements to Graduate High School?
 - Each senior will receive a customized credit analysis to take home.
- September 9
 - Applying to college and using Xello
- October 7 and 9
 - Financial Aid Seminars
 - Each senior will be guided in completing the Florida Financial Aid Application.
- September 5 and October 17 (4th, 5th, and 6th Periods)
 - College Application Help Sessions

Class of 2027 – Lessons & Help


- **August 26**
 - Why is My Junior Year Critical for Choices Beyond High School?
 - Each junior will receive credit details and consider important junior tasks related to college & career options.
- **April 14**
 - Naviance, Bright Futures, and College Applications
 - Juniors will receive their Bright Futures reports and learn what to expect during the college application process.



Class of 2028 – Lessons & Help


- **October 2**
 - One Year Completed Toward Graduation, What to Consider for Year Two!
 - Sophomores will look at a snapshot picture of freshmen year and decide where to focus as a sophomore!
- **November 13 and 14**
 - Students will learn about the many paths they can take after high school
 - Students will have the option to complete a career interest inventory



A light gray, stylized graphic of a hand with fingers spread, positioned on the left side of the slide.

Class of 2029 – Lessons & Help

- September 3
 - Learning about high school graduation requirements
 - Why GPA's are important



Student Open Door Policy



During Student Lunch



No appointment necessary

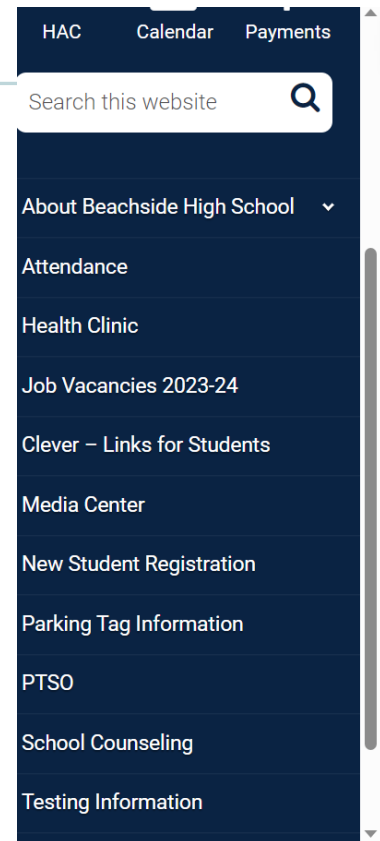


They can call you during this time if you want to hear the answers to questions

School Counseling Website

Information you can find ...

- Graduation Requirements
- Florida Bright Futures
- Community Service
- Post-Secondary Visits & College Fairs
- Scholarships
- Presentations
- And more!



FLORIDA DEPARTMENT OF EDUCATION GRADUATION REQUIREMENTS



Graduation Requirements

Assessments
(Algebra 1 EOC and
Grade 10 Language
Arts -ELA)

2.0 Cumulative,
Unweighted GPA

24 specific credits

Assessments

- Must pass two assessments to graduate with diploma (otherwise you earn a Certificate Of Completion)
 - Algebra 1 EOC (level 3 or above) or
 - ACT Math – 16 or
 - SAT Math – 420 or
 - PSAT/NMSQT Math – 430 or
 - FSA Geometry EOC – Level 3 or
 - CLT Quantitative Reasoning section - 14
 - Grade 10 ELA FAST or
 - ACT Reading and English average – 18 or
 - SAT Evidence-Based Reading and Writing – 490 or
 - PSAT/NMSQT Reading and Writing – 470 or
 - CLT Verbal Reasoning and Grammar/Writing sections sum - 39
- If you earn a COC that means you did not graduate from high school and your post-secondary options are limited

GPA

- GPA - 2.0 cumulative unweighted or higher
 - 2.0 is a "C" average
 - Check HAC regularly to keep track of grades

Credits

- 24 credits must be earned in all the following:
 - English 1, 2, 3, and 4
 - Algebra, Geometry, and two additional math courses
 - Biology and two additional sciences
 - World History, US History, Government, and Economics
 - Fine and Performing Arts, Speech and Debate, Career and Technical Education, or Practical Arts
 - HOPE
 - 8 elective credits (to include .5 credit of personal financial literacy - only for ninth grade entry year of 2023-2024 and beyond)
 - If you're planning to attend college, you will need two credits in the SAME world language

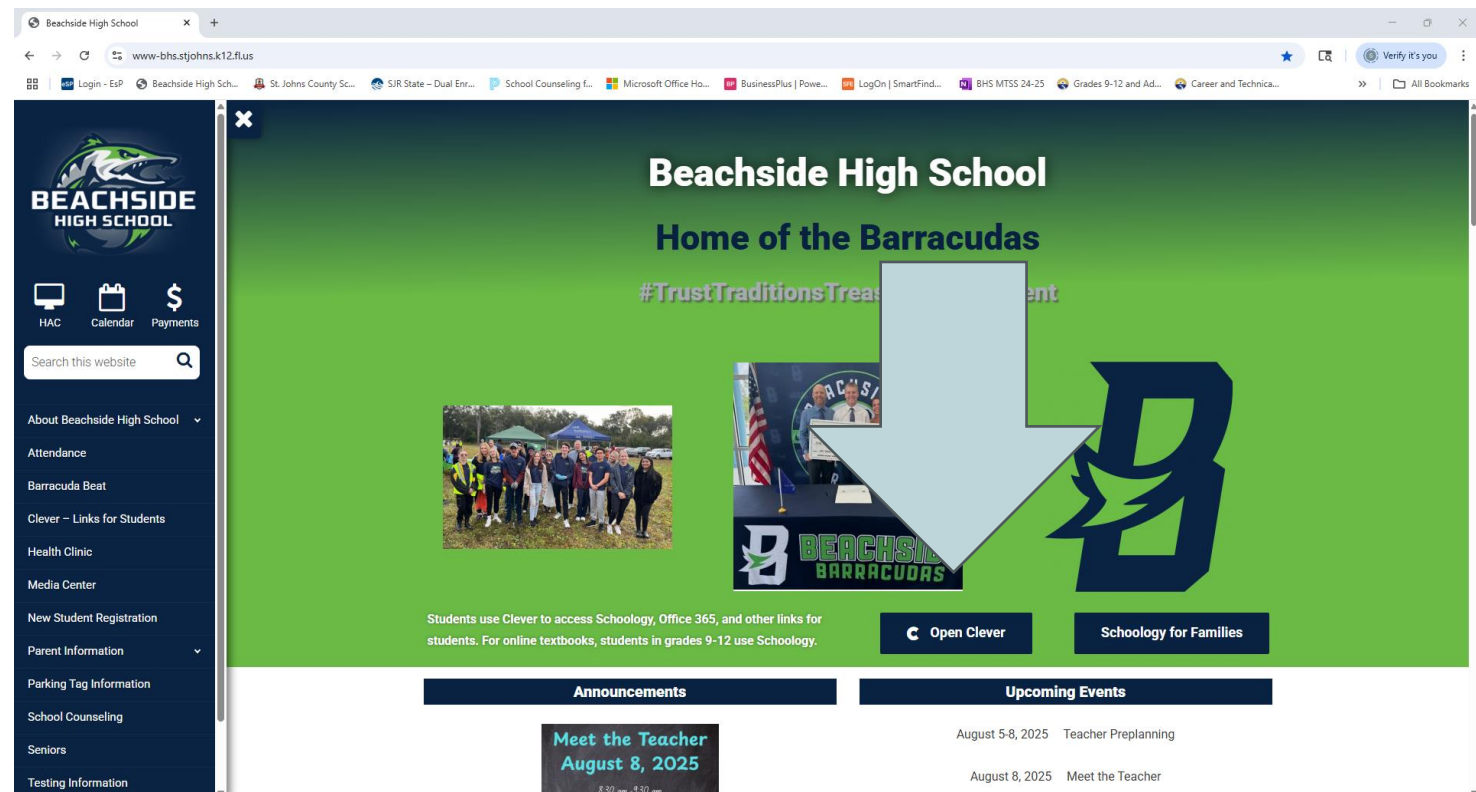
Navigating Technology and Staying in the Know

- What technology do students and parent use on a regular basis?
- Where should you find important information?
 - Clever & Active Directory Information
 - HAC
 - Schoology
 - Parent Square
 - BHS & School Counseling Website
 - Official Instagram Accounts



Clever & Active Directory Information

- Students will pick up their active directory information (log in and password) after this presentation
 - This username/login will be used for all SJCSD computers and applications
- Students will use Clever to log into many resources.



Home Access Center (HAC)

The HAC portal allows students and parents to view educational information

- Schedule with room numbers
- Attendance
- Discipline Information
- Class Work & Class Grades
- Interim Progress Report Grades
- Report Card Grades
- Transcript
- Class Rank
- GPA
- Test Scores
- Course Requests
- Student Attachments
- Community Service Hours
- Parent and Emergency Contacts
- Schoology Parent Access Code
- Statewide Assessments Family Portal Access Code
- Teacher emails are hyperlinked to their names

Home Access Center (HAC) – Login Info

Student Log In:

Students will get their active directory information today which includes their HAC login

Parent Log In:

Parents got an email from Ms. Davis, administrative assistant, with their HAC username (which is the email address that was provided by you when you registered your student) and a temporary password

When a parent logs in for the first time, you will be asked to change your password

Home Access Center (HAC) – Find Your Schedule

2023 - 2024 Schedule

Course	Description	Periods	Teacher	Room	Days	Marking Periods	Building	Status
0717310 - 5	American Sign Language 2	1	Megan A. Omeara	4308	M, T, W, R, F	M1, M2, M3, M4	Beachside High School	Active
2109320 - 2	World History Honors	2	White, Brittany N.	4306	M, T, W, R, F	M1, M2, M3, M4	Beachside High School	Active
8111540 - 1	Veterinary Assistant 2 Honors-A Lunch	3	Johnetta M. Harris	4024	M, T, W, R, F	M1, M2, M3, M4	Beachside High School	Active
2000320 - 9	Biology 1 Honors	4	Cheryl L. Morrison	4039	M, T, W, R, F	M1, M2, M3, M4	Beachside High School	Active
1200340 - 4	Algebra 2 Honors	5	Lydia R. Hough	4227	M, T, W, R, F	M1, M2, M3, M4	Beachside High School	Active
0400410 - 2	Tech Theatre Des & Prod 1	6	Brent L. Hunsinger	2027	M, T, W, R, F	M1, M2, M3, M4	Beachside High School	Active
1001350 - 1	English 2 Honors	7	Jessica L. Ferrara	4239	M, T, W, R, F	M1, M2, M3, M4	Beachside High School	Active

Schoology



- Students can log into Schoology using Clever and their SJCSJ username/password
 - Download the app
- Teachers will use it to post updates to their class and to communicate with parents.
- Parents are also welcomed to join Schoology by using this link:
<http://www.stjohns.k12.fl.us/media/edtech/schoology/schoology-for-parents/>
- Parents can see their Schoology Access code in HAC under the Registration tab.
- Students are encouraged to join the School Counseling Schoology group using this access code:
8G4M-J5H5-5RZSD

ParentSquare



- ParentSquare is the SJCSD new two-way communication platform for parents and students.
- DO TODAY:
 - Download the ParentSquare App
 - Parents - Register your ParentSquare account (with the email address that is connected to your student in HAC)
 - Students – Register your ParentSquare account (with the email address that you will get at the end of this presentation)



Beachside High School Website



- Scan QR Code so we can scroll the website together
- <https://www-bhs.stjohns.k12.fl.us/>
- Need information quickly? It's probably on the website!

Social Media

Facebook

- Beachside High PTSO (BeachsideBarracudasPTSO)
- Anything else is unofficial and you may not get accurate information

Instagram

- @beachsidehigh_
- @beachside_athletics
- @beachside.seniors
- @sjcsd2021



HOW TO

How to check out a student and report an absence ...

1. When students need to be checked out before the end of the school day, and early check out from should be submitted no later than 10 am the day of check-out.
2. When a student is absent, please send a note with the student when they return to class. Please note the excuses absence list in the SJCSD Student Progression Plan.
3. If a student is absent for more than 15 days, a doctor's note will be required to excuse further absences.

The Early Check-Out form is found on the BHS webpage.

Attendance Forms

[Click to Report an Early Dismissal](#)

How to get a digital ID and locker ...

1. All students will use their student ID to check books out from the media center and to purchase lunches. They will also use them at the SWIPE machines as various times during the school year.
2. Digital IDs are encouraged. Students may take a screenshot of their ID so they are easily accessed when wi-fi is not.
3. Physical copies of the IDs will be available today in the courtyard.

- If you would like to use a locker for the 2025-26 school year, please see Dean Galella

USE THIS QR CODE TO
ACCESS THE DIGITAL ID
APP



How to get involved in clubs ...

Check out the BHS Webpage-> About Beachside High School -> Student Clubs & Organizations to see the list of clubs & organizations that are offered at BHS.

Check back in the coming weeks for sponsor info and meeting times/locations!

Club Fair – September 10 – During Lunches



Athletics



Steps to play a sport for BHS

1. Scan QR code for all forms
2. Gather the following items:
 1. An updated physical on the appropriate FHSAA EL2 form (found on the athletics website)
 2. Proof of taking 3 on-line courses in the athlete's name (not parents name)
 1. FHSAA Heat Illness Certificate
 2. FHSAA Sudden Cardiac Arrest Certificate
 3. FHSAA Concussion Video Certificate
3. Register with the FHSAA by going to www.athleticclearance.com
4. Once you reach the confirmation message the data will be electronically filed with the Beachside Athletic Department for review.
5. When your student is cleared, you will receive an email from the BHS athletic department.



Sports Seasons

Winter Sports

- Boys Basketball
- Girls Basketball
- Boys Soccer
- Girls Soccer
- Girls Weightlifting
- Wrestling

Spring Sports

- Baseball
- Softball
- Beach Volleyball
- Boys Lacrosse
- Girls Lacrosse
- Boys Tennis
- Girls Tennis
- Track & Field
- Boys Volleyball
- Boys Weightlifting


Join The Battery

- Student All Sport Pass
 - All games and all sports
 - Unlimited access for the year
 - \$75 plus tax (student only)
 - One ticket for the entire year
- Individual Tickets are also available
- All tickets should be purchased through GoFan. Link on the BHS website

GoFan Ticket Sales



NEXT – STUDENT
SHOULD COME
PICK UP THEIR
ACTIVE DIRECTORY
INFO
(LOGIN/PASSWORD)





Meet the Teacher Friday, August 8, 2025

NEW TO SJCSO?

Join us in the BHS Auditorium
at 8:30 am for a special
session for students and
families new to St. Johns
County!

WHEN TO VISIT CAMPUS

9:30-10:30 AM

Students with last names A-K

10:30-11:30 AM

Students with last names L-Z

WHAT TO DO BEFORE YOU ARRIVE

Visit HAC and download your
course schedule by clicking on
the SCHEDULE tab. This
version will have room numbers
so you can find your
classrooms!

WALK YOUR SCHEDULE

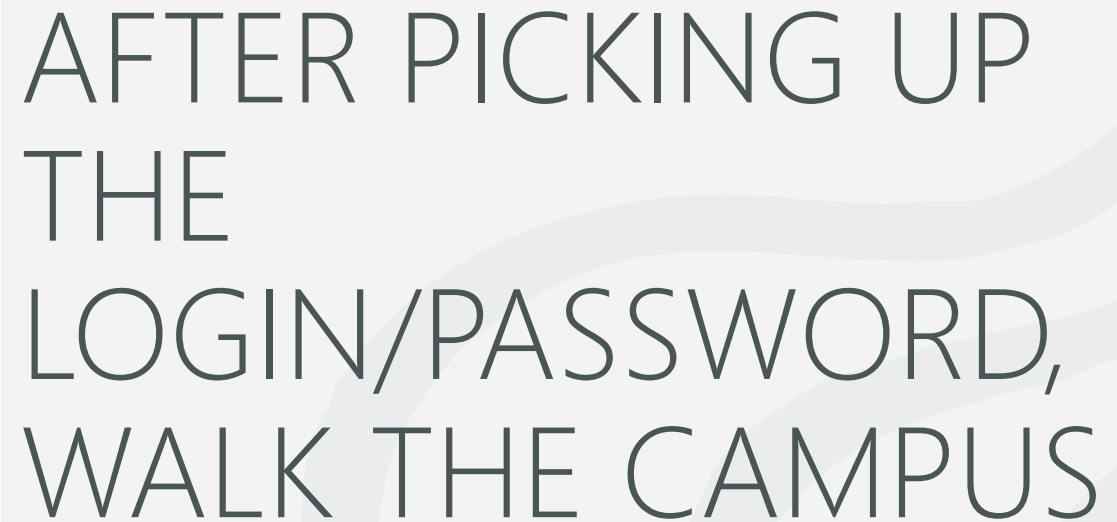
We recommend that you walk
your schedule so that you are
familiar with where your classes
are located. If you need help,
look for the LINK CREW students
who are available to assist you.

STUDENT ID CARDS

We encourage all students to
download their Digital ID through
Leonards.
ID Cards will be available for pick
up on 8-8-25

OTHER FUN THINGS ON CAMPUS

PTSO- Near Building 4
BOOSTERS- Near Auditorium
TRANSPORTATION- Near Cafeteria
PE UNIFORMS- In the Gym
DRIVER'S ED- In Courtyard



AFTER PICKING UP THE LOGIN/PASSWORD, WALK THE CAMPUS

Pick Up Active Directory Information



Ashenfelder – Last Names A-D

Shook – Last Names E-K

Patterson – Last Names L-Re

Sterling – Last Names Rf-Z
